



Bureau of Land Management

Mission

The Bureau of Land Management’s (BLM’s) mission is to sustain the health, diversity, and productivity of the public lands for the use and enjoyment of present and future generations.

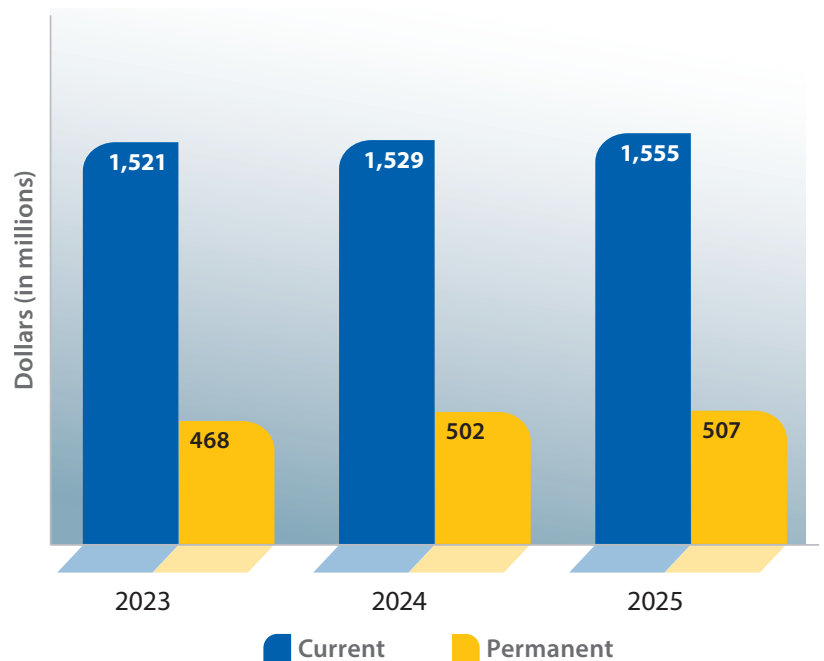
Budget Overview

The 2025 BLM budget for current appropriations is \$1.6 billion, \$26.7 million above the 2024 continuing resolution (CR) level. This amount includes \$1.4 billion for the Management of Lands and Resources appropriation, \$26.3 million above the 2024 CR level, and \$120.8 million for the Oregon and California Grant Lands appropriation, \$443,000 above the 2024 CR level, which are BLM’s principal operating accounts. The budget balances the fiscal constraints of the Fiscal Responsibility Act with the Administration’s commitment to addressing climate change by improving landscape resilience and adaptation and supporting clean energy development on Federal lands. The request will support an estimated 9,881 full-time equivalents (FTEs) in 2025.

Management of Lands and Resources

In Land Resources, the request for Rangeland Management is \$115.0 million, \$2.7 million above the 2024 CR level. BLM will focus on the highest priorities for ensuring land health, such as processing and renewing grazing permits in areas where adjustments will likely be needed to

BLM Funding



achieve land health standards, addressing noxious weeds, and conducting monitoring and inventory projects in high-priority areas that support landscape restoration. The request for Public Domain Forestry Management is \$11.0 million, \$213,000 above the 2024 CR level. Cultural Resources Management is funded at \$20.4 million, \$422,000 above the 2024 CR level. This amount includes a program increase of \$250,000 for Native American Graves Protection and Repatriation Act (NAGPRA) activities—specifically, to support and coordinate expedited repatriation and disposition of Tribal ancestors’ remains and cultural property to better ensure compliance with the NAGPRA rule effective on January 12, 2024.

The BLM budget includes additional funding for the Wild Horse and Burro (WHB) Management program. Most important, the budget proposes a \$15.0 million increase specifically targeted to permanent sterilization treatments to slow the growth of the on-range animal population while controlling off-range holding costs. This targeted investment will help strengthen the Bureau’s broader fertility control

BUREAU OF LAND MANAGEMENT Facts



- BLM was established in 1946 through consolidation of the General Land Office and the U.S. Grazing Service.
- The Bureau administers more than 244 million surface acres of public land and 700 million acres of onshore subsurface mineral estates—more land than any other Federal agency. Bureau management adhere to the multiple-use and sustained-yield obligations under the Federal Land Policy and Management Act, which includes development of renewable and conventional energy resources; solid mineral exploration and development; timber production; domestic livestock grazing; outdoor recreation; fish and wildlife conservation; and conservation and protection of natural, historical, cultural, paleontological, and other important and sensitive resources on public lands.
- BLM's National Conservation Lands include 30 national monuments, 25 national conservation areas and similarly designated areas, and 263 wilderness areas.
- In 2023, with 9,633 FTEs and 21,627 volunteers, BLM worked to conserve and protect the natural and cultural resources on public lands and provide recreational and interpretative opportunities and programs.

efforts, which also include the application of appropriate vaccines and gelding. The 2025 request of \$170.9 million, which represents a total increase of \$23.0 million over the 2024 CR level, also includes a program increase of \$5.6 million to help offset the rising cost of caring for excess wild horses and burros in off-range corrals and pastures because the overall cost of feed and associated services continues to increase. BLM will continue to aggressively pursue program improvements to manage the significant program challenges more effectively. BLM is committed to managing healthy herds on healthy lands, in accordance with existing laws and regulations. However, as land health continues to deteriorate in the face of a changing climate, appropriate management becomes increasingly difficult—prolonged drought, more expansive fires, and an influx of invasive species are changing water and forage availability and negatively impacting herd health. To address these growing challenges, BLM would like to work with Congress to identify appropriate tools that might benefit WHB management and land health and potentially limit future increases in program costs.

The 2025 budget proposes \$59.9 million for Aquatic Resources, \$1.6 million above the 2024 CR level, and \$153.4 million for Wildlife Habitat Management, \$4.4 million above the 2024 CR level. The request reflects a significant step forward in the implementation of the National

Seed Strategy (NSS) and BLM's critical role in the strategy. It includes an increase of \$1.2 million to establish the National Interagency Seed and Restoration Center and \$749,000 to establish an Ecoregional Seed Hub. These resources support governmentwide native seed work and complement substantial funding provided in the Bipartisan Infrastructure Law (BIL) and Inflation Reduction Act (IRA) in support of a broader DOI National Seed Strategy Keystone Initiative. The DOI 2025 budget request also includes funding in the U.S. Fish and Wildlife Service (FWS) and the Bureau of Indian Affairs, including funding for FWS to establish and manage a second Ecoregional Seed Hub and funding in both the FWS and BIA budgets to address gaps in restoration knowledge at a cohesive national level. The availability and management of native seeds is a linchpin for the success of BLM's landscape restoration projects and is critical to ensuring the durability of the Administration's strong investments in land health and conservation. The Bureau's 2025 request also includes a program increase of \$500,000 to support BLM's use of nature-based solutions that will help BLM-managed landscapes adapt to climate change. These solutions use or mimic natural features or processes to improve biodiversity, strengthen resilience for disaster- and hazard-risk management, support climate adaptation, and address carbon management. BLM will establish two experts to support training and implementation

of the nature-based solutions strategies. The 2025 budget for Wildlife Habitat Management includes a program reduction of \$3.5 million. The budget prioritizes protecting funding for Sage-Grouse Conservation, Plant Conservation and Restoration, and the Wildlife Conservation program components and includes a \$3.0 million reduction in the Threatened and Endangered Species Management component.

In Recreation Management, the budget proposes \$19.7 million for Wilderness Management, \$443,000 above the 2024 CR level, and includes a program reduction of \$930,000, which will result in reduced monitoring activities. The budget includes \$61.5 million for Recreation Resources Management, \$5.9 million above the 2024 CR level. This includes a \$1.0 million program increase to improve access and protection of recreational and natural resources

and enhance the overall recreational experience. The request also includes a program increase of \$1.0 million for MAPLand Act implementation to achieve the Act's goal of clarifying and improving access to public lands by digitizing and modernizing information about property boundaries, easements, and regulations, which will benefit numerous public land users.

The Energy and Minerals Management budget reflects the critical role BLM plays in supporting the Administration's goal of transitioning to a clean energy economy. The budget request for Renewable Energy is \$53.1 million, \$12.1 million above the 2024 CR level. That amount includes a program increase of \$10.6 million to build capacity and take other steps to effectively and expeditiously address the growing demand for renewable energy development and associated transmission



Boating down Idaho's South Fork of the Snake River.

BLM Photo.

infrastructure on public lands. Demand has been on an upward trajectory and is anticipated to surge further as a result of incentives included in the IRA. The funding increase will help BLM to build out staffing capacity in its Renewable Energy Coordinating Offices to accelerate clean energy permitting and planning and undertake additional planning efforts to support expanded responsible development.

Funding in the budget includes \$115.8 million for Oil and Gas Management, \$3.0 million above the 2024 CR level, which reflects the important work BLM continues to perform managing oil and gas resources on public lands. A proposed reduction of \$6.2 million in funding for Alaska legacy wells leaves \$23.4 million in base funding for BLM to continue making progress addressing legacy well sites on Alaska's North Slope.

Oil and Gas Inspection Activities are funded in the 2025 budget at \$51.0 million, \$618,000 more than the 2024 CR level. The requested increase will enhance overall program capacity to better ensure production accountability and other program objectives. The budget also proposes to shift the cost of the program from appropriations to inspection fees, allowing for a reduction of \$51.0 million in BLM's discretionary request. The proposal supports Executive Order 14008, Tackling the Climate Crisis at Home and Abroad, by eliminating fossil fuel subsidies that may slow our Nation's transition to greater clean energy development.

The request for Coal Management is \$16.8 million, \$172,000 above the 2024 CR level. The program will continue to focus on implementing changes to the Federal coal leasing program that may be needed to comply with Executive Orders 13990 (Protecting Public Health and the Environment and Restoring Science to Tackle the Climate Crisis) and 14008 and associated directives.

For Alaska Conveyance, the budget request is \$28.9 million, \$2.8 million below the 2024 CR level. A program reduction of \$4.0 million will slow the pace of land transfers and associated work. The request for Cadastral, Lands, and Realty

Management is \$61.5 million, \$3.4 million above the 2024 CR level.

In Resource Protection and Maintenance, the budget proposes \$30.0 million for Law Enforcement, \$1.4 million above the 2024 CR level. The request includes a program increase of \$250,000 to support a Mental Health and Wellness Coordinator to ensure that supportive resources are available for officer mental health, wellness, and safety by establishing the organizational standards and assets for a healthy career in DOI law enforcement. Similar positions are proposed for other DOI law enforcement programs. The position will focus on the development and acquisition of resources in support of early intervention, Critical Incident Stress Management, and officer resiliency. This proposal supports the DOI Law Enforcement Task Force recommendation that the Department proactively support the mental health, wellness, and resiliency of all DOI law enforcement officers from recruitment to retirement.

The request for the Abandoned Mine Lands and Hazardous Materials Management program is \$58.4 million, \$1.3 million above the 2024 CR level, which reflects a program reduction of \$263,000. BLM will continue to focus on the highest priority abandoned mine lands and hazardous waste issues, in coordination and cooperation with State, Federal, and Tribal agencies and other partners.

For Deferred Maintenance and Capital Improvements, the budget proposes \$36.1 million, \$4.1 million above the 2024 CR level. The request includes program increases of \$2.1 million to support the transition to a zero-emission vehicle (ZEV) fleet, including the necessary charging infrastructure and a ZEV coordinator position. The budget also includes an increase of \$1.4 million for deferred maintenance projects. The request for Annual Maintenance is \$40.9 million, \$3.3 million below the 2024 CR level.

To fund the Mining Law Administration program, the budget proposes \$42.7 million, an increase of \$3.0 million over the 2024 CR level. The amount is fully offset by revenue from mining claim

Bipartisan Infrastructure Law and Inflation Reduction Act

Working Together to Preserve the Sage-Steppe Biome

In February 2024, DOI announced establishment of a Sagebrush Keystone Initiative (Sage KI). With its many partners invested in the values present in the sage-steppe biome, DOI has identified landscapes in the biome where multiple Interior bureaus can co-invest restoration funding, building upon existing partnerships to collectively target conservation and restoration actions.

Investment from BLM and other partners in Sagebrush Collaborative Restoration Landscapes will focus on defending the core to protect and grow the remaining intact, healthy sagebrush habitat using the Sagebrush Conservation Design (SCD), which was coproduced by the Western Association of Fish and Wildlife Agencies, BLM, other Interior bureaus, and other stakeholders.

With the announcement of the Sage KI, the Department dedicated an immediate \$7 million to these landscapes through the BIL Ecosystem Restoration program. Other BIL and IRA funding, including IRA funding for BLM Restoration Landscapes and BIL funding provided to FWS for sage-grouse conservation, will support restoration work in these landscapes.

This work is a product of implementing the Department's Restoration and Resilience Framework, which seeks targeted and coordinated actions across bureaus and offices to drive transformational restoration outcomes. As the largest land manager in the sagebrush biome, BLM is leading the coordination of shared opportunities to pool, focus, and optimize resources to protect and grow remaining, healthy, intact areas. The nonregulatory Sagebrush Collaborative Restoration Landscapes represent areas where BLM and other sage-steppe biome stakeholders can accelerate existing partnerships to address major threats to the system and make a bigger impact than they could alone.

Advancing the National Seed Strategy

The BIL is investing \$1.4 billion for Ecosystem Restoration and Resilience, with funding directed to implement revegetation efforts and the National Seed Strategy across DOI and USDA. The NSS is also supported by IRA funding and regular appropriations. To coordinate the implementation of the National Seed Strategy as part of BIL and leverage its historic investment, DOI launched a Keystone Initiative (KI) focused on the NSS KI in March 2023. DOI assembled a group of specialists and managers from across

the Department and tasked that team with developing an action plan that would operationalize the NSS and be responsive to the recommendations in the National Academies of Sciences, Engineering, and Medicine report while considering the objectives of the NSS and its Business Plan. Through a deliberative and collaborative process, in December 2023, the NSS KI Team completed an action plan that identifies eight foundational, priority actions, including, for example, creating and supporting the National Interagency Seed and Restoration Center; developing DOI ecoregional plant material hubs; enhancing coordination to improve the seed supply chain; and inventorying, strategically augmenting, and improving existing seed storage and distribution facilities.



BLM employee collecting native seeds in California.

BLM Photo.

maintenance and location fees. The additional funding will support BLM’s implementation of the Administration’s priorities regarding critical mineral sourcing and supply chains by enhancing BLM’s capacity for reviewing and approving mining plans of operation and conducting inspections and by advancing recommendations issued in September 2023 by the Interior-led Interagency Working Group on Mining Laws, Regulations, and Permitting (IWG). The Administration looks forward to working with Congress to implement comprehensive mining reforms that will ensure strong social, environmental, and labor standards and believes the IWG report provides a valuable resource to inform and guide this work.

National Conservation Lands is funded at \$65.8 million, \$4.2 million above the 2024 CR level, including \$54.6 million for National Monuments and National Conservation Areas (NM/NCA) and \$11.2 million for National Scenic and Historic Trails. The NM/NCA request includes a program increase of \$995,000 to enhance management and operational capacity. The additional funds will help ensure that BLM can provide funding to all NM/NCA units for public safety and conservation, protection, and restoration of the resources, objects, and values identified in NM/NCA designating language.

The request for Workforce and Organizational Support is \$190.1 million, \$14.3 million above the 2024 CR level, including \$59.2 million for Administrative Support, \$103.8 million for Bureauwide Fixed Costs, and \$27.1 million for Information Technology Management.

Oregon and California Grant Lands

The 2025 budget request for the Oregon and California Grant Lands account is \$120.8 million, \$443,000 above the 2024 CR level. The request includes a program reduction of \$5.4 million in the Western Oregon Resources Management program, which will reduce forest treatments geared toward mitigating climate change.

Fixed Costs

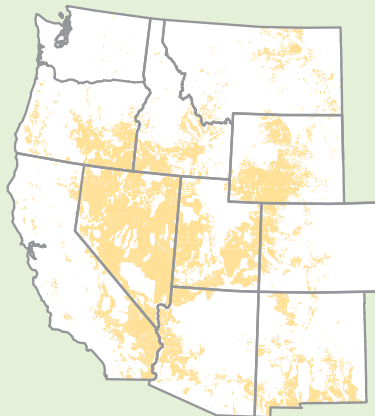
Fixed costs of \$32.1 million are fully funded. The request also includes \$49.8 million for baseline capacity, which reflects the incremental amount needed to cover the fixed costs associated with mission operations in 2024. This request in combination with the 2025 fixed costs will allow BLM to meet must-pay requirements without affecting program activities.

Over the past 5 years, BLM has...


Removed or modified more than **1,250 miles** of fencing to improve big game migration and movement



Improved more than **3 million acres** of big game habitat, with more than **1 million acres** located in State-identified migration corridors



Installed or maintained more than **1,150 water developments** for use by big game animals and other wildlife



SUMMARY OF BUREAU APPROPRIATIONS

(dollar amounts in thousands)

Comparison of 2025 Request with 2024 CR

	2024 CR		2025 Request		Change	
	FTE	Amount	FTE	Amount	FTE	Amount
Current						
Management of Lands and Resources	5,320	1,368,969	5,396	1,395,249	+76	+26,280
Oregon and California Grant Lands	626	120,334	611	120,777	-15	+443
Range Improvements	23	9,430	23	9,430	0	0
Service Charges, Deposits, and Forfeitures (<i>indefinite</i>)	147	37,687	147	34,787	0	-2,900
SCDF Offset	0	-37,687	0	-34,787	0	+2,900
Miscellaneous Trust Funds (<i>indefinite</i>)	91	30,000	91	30,000	0	0
Subtotal, Current	6,207	1,528,733	6,268	1,555,456	+61	+26,723
Permanent						
Management of Lands and Resources	8	0	4	0	-4	0
Working Capital Fund	34	0	35	0	+1	0
Land Acquisition	23	73,877	23	78,236	0	+4,359
Miscellaneous Permanent Payment Accounts	0	43,620	0	64,506	0	+20,886
Permanent Operating Funds						
Expenses, Road Maintenance Deposits	12	4,300	12	4,300	0	0
Forest Ecosystem Health and Recovery Fund	44	40,485	32	17,381	-12	-23,104
Lincoln County Land Sales	6	1,479	6	1,459	0	-20
NPR-2 Lease Revenue Account	0	5	0	5	0	0
Operations and Maintenance of Quarters	1	850	1	850	0	0
Oil and Gas Permit Processing Improvement Fund	236	58,168	220	55,582	-16	-2,586
Recreation Enhancement Act, BLM	101	26,943	98	28,000	-3	+1,057
Southern Nevada Public Land Management	41	246,845	61	251,074	+20	+4,229
Stewardship Contract Excess Receipts	0	19	0	48	0	+29
Timber Sale Pipeline Restoration	17	4,162	18	4,009	+1	-153
White Pine County Special Account, 85% Federal Share	0	19	0	78	0	+59
Subtotal, Permanent Operating Funds	458	383,275	448	362,786	-10	-20,489
Miscellaneous Trust Funds	4	1,650	4	1,650	0	0
Helium Fund	18	45,184	21	79,125	+3	+33,941
Offsetting Collections	0	-45,184	0	-79,125	0	-33,941
Subtotal, Permanent	545	502,422	535	507,178	-10	+4,756
Allocation and Reimbursable						
Allocation	2,657	0	2,696	0	+39	0
Reimbursable	368	0	382	0	+14	0
Subtotal, Allocation and Reimbursable	3,025	0	3,078	0	+53	0
TOTAL, BUREAU OF LAND MANAGEMENT	9,777	2,031,155	9,881	2,062,634	+104	+31,479

HIGHLIGHTS OF BUDGET CHANGES

By Appropriation Activity/Subactivity

APPROPRIATION: Management of Lands and Resources

	2023 Actual	2024 CR	2025 Request	Change
Land Resources				
Rangeland Management.....	112,340	112,340	115,020	+2,680
Public Domain Forest Management.....	10,814	10,814	11,027	+213
Cultural Resources Management.....	20,026	20,026	20,448	+422
Wild Horse and Burro Management.....	147,888	147,888	170,917	+23,029
Subtotal, Land Resources.....	291,068	291,068	317,412	+26,344
Wildlife Habitat Management and Aquatic Resources				
Aquatic Resources.....	58,247	58,247	59,865	+1,618
Wildlife Habitat Management.....	148,938	148,938	153,359	+4,421
Subtotal, Wildlife Habitat Management and Aquatic Resources.....	207,185	207,185	213,224	+6,039
Recreation Management				
Wilderness Management.....	19,216	19,216	19,659	+443
Recreation Resources Management.....	55,550	55,550	61,484	+5,934
Subtotal, Recreation Management.....	74,766	74,766	81,143	+6,377
Energy and Minerals Management				
Oil and Gas Management.....	112,873	112,873	115,841	+2,968
Oil and Gas Inspection and Enforcement.....	50,402	50,402	51,020	+618
Subtotal, Oil and Gas Program.....	163,275	163,275	166,861	+3,586
Coal Management.....	16,609	16,609	16,781	+172
Other Mineral Resources Management.....	13,466	13,466	14,438	+972
Renewable Energy.....	40,983	40,983	53,089	+12,106
Subtotal, Energy and Minerals Management.....	234,333	234,333	251,169	+16,836
Realty and Ownership Management				
Alaska Conveyance.....	31,654	31,654	28,859	-2,795
Cadastral, Land and Realty Management.....	58,160	58,160	61,543	+3,383
Subtotal, Realty and Ownership Management.....	89,814	89,814	90,402	+588
Communication Site Management				
Communication Site Management.....	2,000	2,000	2,000	0
<i>Offsetting Collections—Communication Site Management</i>	-2,000	-2,000	-2,000	0
Subtotal, Communication Site Management.....	0	0	0	0
Resource Protection and Maintenance				
Resource Management Planning.....	69,029	69,029	71,615	+2,586
Resource Protection and Law Enforcement.....	28,568	28,568	29,975	+1,407
Abandoned Mine Lands and Hazardous Materials Management.....	57,166	57,166	58,444	+1,278
Subtotal, Resource Protection and Maintenance.....	154,763	154,763	160,034	+5,271

APPROPRIATION: Management of Lands and Resources *(continued)*

	2023 Actual	2024 CR	2025 Request	Change
Transportation and Facilities Maintenance				
Annual Maintenance and Operations Cost.....	44,180	44,180	40,881	-3,299
Deferred Maintenance and Capital Improvements.....	32,007	32,007	36,082	+4,075
Subtotal, Transportation and Facilities Maintenance.....	76,187	76,187	76,963	+776
National Conservation Lands				
National Conservation Lands.....	61,599	61,599	65,839	+4,240
Subtotal, National Conservation Lands.....	61,599	61,599	65,839	+4,240
Workforce and Organizational Support				
Administrative Support.....	56,305	56,305	59,175	+2,870
Bureauwide Fixed Costs.....	92,515	92,515	103,811	+11,296
Information Technology Management.....	26,934	26,934	27,097	+163
Subtotal, Workforce and Organizational Support.....	175,754	175,754	190,083	+14,329
Mining Law Administration				
Mining Law Administration.....	39,696	39,696	42,696	+3,000
<i>Offsetting Collections—Mining Law Administration</i>	-39,696	-39,696	-42,696	-3,000
Subtotal, Mining Law Administration.....	0	0	0	0
<i>Offsetting Collections—Oil & Gas Inspection Fees</i>	0	0	-51,020	-51,020
Congressionally Directed Spending.....	3,500	3,500	0	-3,500
TOTAL APPROPRIATION	1,368,969	1,368,969	1,395,249	+26,280

APPROPRIATION: Oregon and California Grant Lands

	2023 Actual	2024 CR	2025 Request	Change
Western Oregon Construction and Acquisition.....	369	369	391	+22
Western Oregon Information and Data Systems.....	1,887	1,887	2,009	+122
Western Oregon National Landscape Conservation System.....	817	817	864	+47
Western Oregon Resources Management.....	106,138	106,138	105,795	-343
Western Oregon Transportation and Facilities Maintenance.....	11,123	11,123	11,718	+595
TOTAL APPROPRIATION	120,334	120,334	120,777	+443

APPROPRIATION: Range Improvements

	2023 Actual	2024 CR	2025 Request	Change
TOTAL APPROPRIATION	9,430	9,430	9,430	0

APPROPRIATION: Service Charges, Deposits, and Forfeitures

	2023 Actual	2024 CR	2025 Request	Change
Adopt-a-Horse Program	1,514	550	550	0
Commercial Film and Photography Fees	1,093	290	290	0
Copy Fee Account	474	720	720	0
Cost Recoverable Realty Cases	0	1,000	1,000	0
Energy and Minerals Cost Recovery	1,565	3,417	3,417	0
Recreation Cost Recovery	4,358	3,600	700	-2,900
Repair of Damaged Lands	31,999	3,910	3,910	0
Rights of Way Processing	28,384	21,100	21,100	0
Timber Contract Expenses	94	100	100	0
Trans Alaska Pipeline	2,289	3,000	3,000	0
TOTAL APPROPRIATION (w/o oc)	71,770	37,687	34,787	-2,900
<i>Offsetting Collections—Service Charges, Deposits, and Forfeitures</i>	-71,770	-37,687	-34,787	+2,900
TOTAL APPROPRIATION (w/ oc)	0	0	0	0

APPROPRIATION: Miscellaneous Trust Funds

	2023 Actual	2024 CR	2025 Request	Change
TOTAL APPROPRIATION	22,093	30,000	30,000	0