



# Fiscal Year 2020 The Interior Budget in Brief

March 2019





---

# TABLE OF CONTENTS

---

## **DEPARTMENTAL HIGHLIGHTS**

INTRODUCTION .....	DH-3
DEPARTMENTAL OVERVIEW .....	DH-5
The 2020 Budget .....	DH-6
Promoting Jobs and Economic Growth.....	DH-9
Expanding Public Access to Grow the Outdoor Economy .....	DH-12
Collaborative Conservation of Wildlife, Habitat, and Cultural Resources.....	DH-13
Active Management for Healthy Forests .....	DH-15
Meeting Western Water Needs .....	DH-17
Safe and Secure Communities.....	DH-17
An Era of Energy Prosperity.....	DH-18
Fulfilling Our Trust and Insular Responsibilities.....	DH-21
Government Reform .....	DH-23
The Numbers .....	DH-27
Department of the Interior Facts.....	DH-28
LEGISLATIVE PROPOSALS.....	DH-31

## **BUREAU HIGHLIGHTS**

Bureau Highlights .....	BH-3
Bureau of Land Management.....	BH-7
Bureau of Ocean Energy Management .....	BH-21
Bureau of Safety and Environmental Enforcement.....	BH-25
Office of Surface Mining Reclamation and Enforcement .....	BH-31
Bureau of Reclamation.....	BH-37
Central Utah Project Completion Act.....	BH-47
U.S. Geological Survey .....	BH-51
U.S. Fish and Wildlife Service .....	BH-61
National Park Service.....	BH-75
Bureau of Indian Affairs .....	BH-85
Bureau of Indian Education.....	BH-95
Departmental Offices .....	BH-103
Department-wide Programs .....	BH-113

## **APPENDICES**

Comparison of 2018, 2019, and 2020 Budget Authority.....	A-1
Maintaining America’s Heritage .....	B-1
Construction Program.....	C-1
Land and Water Conservation Fund.....	D-1
Grants and Payments .....	E-1
Receipts by Source Category .....	F-1
Energy Revenue Payments to States .....	G-1
Staffing .....	H-1



---

# FOREWORD

---

## BACKGROUND AND ORGANIZATION

This document highlights the programs of the Department of the Interior and its 2020 President's budget request. The **DEPARTMENTAL HIGHLIGHTS** section summarizes budgetary resource requirements at the Department level and presents major Department-wide initiatives, programs, and budget proposals. The **BUREAU HIGHLIGHTS** section presents a narrative summary of the budget request for each bureau and an in-depth comparison in tabular form of 2019-2020 budgetary resource estimates with brief descriptions of programmatic changes. The **APPENDICES** present tabular summaries of pertinent budgetary data. Appendix A is a Department-wide table, presenting the 2020 request with prior year amounts. Other appendices contain summaries of Interior initiatives and crosscutting programs including maintenance and construction; grants and payments; receipt amounts; energy revenue payments to States; and staffing levels.

## USAGE AND TERMINOLOGY

All year references are fiscal years unless noted, and amounts presented reflect budget authority unless otherwise specified. Numbers in tables and graphs may not add to totals because of rounding. Numbers shown in brackets [ ] are displayed for informational purposes and are not included in totals.

At the time the budget was prepared, the *Consolidated Appropriations Act, 2019*, establishing a full year appropriation for the Department's activities funded through the Interior and Environment Appropriations bill, was not yet enacted. The full-year 2019 appropriation for the Energy and Water Development Appropriations bill which funded the Bureau of Reclamation and the Central Utah Project Completion Act program was enacted on September 21, 2018.

The *2020 Interior Budget in Brief* displays 2019 funding in columns marked as the **2019 CR baseline**, **2019 CR**, or **2019**. For activities funded in the Interior and Environment Appropriation, the 2019 column reflects an annualized level of funding made available under the 5 Continuing Resolutions providing funding through February 15, 2019. Amounts in the 2019 column for Bureau of Reclamation and CUPCA activities reflect the enacted appropriation. All 2019 funding amounts in this document reflect adjustments required in the *OMB Report to Congress on the Joint Committee Reductions for Fiscal Year 2019* issued on February 12, 2018.

References to **2018 Estimate**, **2018 Appropriations**, or **2018 Actual** signify amounts appropriated in the Consolidated Appropriations Act, 2018 P.L. 115-123, for both Department of the Interior, Environment, and Related Agencies Appropriations and Energy and Water Development Appropriations. The 2018 amounts appearing in this volume reflect adjustments required in the *OMB Report to Congress on the Joint Committee Reductions for Fiscal Year 2018* issued on February 8, 2017. **Fixed costs** refer to costs that are unavoidable in the short term (e.g. cost of living pay increases, General Services Administration-negotiated space rate costs, unemployment compensation, and government-wide changes in health benefits). Additional information on the basis for the amounts used in this document is provided in the note following Appendix A.

A listing of frequently used acronyms follows:

BIA	Bureau of Indian Affairs	NRDAR	Natural Resource Damage Assessment and Restoration
BIE	Bureau of Indian Education	OIA	Office of Insular Affairs
BLM	Bureau of Land Management	OIG	Office of Inspector General
BOEM	Bureau of Ocean Energy Management	ONRR	Office of Natural Resources Revenue
BSEE	Bureau of Safety and Environmental Enforcement	OS	Office of the Secretary
CR	Continuing Resolution	OSMRE	Office of Surface Mining Reclamation and Enforcement
CUPCA	Central Utah Project Completion Act	OST	Office of the Special Trustee for American Indians
DO	Departmental Offices	PILT	Payments in Lieu of Taxes
DWP	Department-wide Programs	SOL	Office of the Solicitor
FWS	Fish and Wildlife Service	USGS	U.S. Geological Survey
IBC	Interior Business Center	USACE	U.S. Army Corps of Engineers
LWCF	Land and Water Conservation Fund	WCF	Working Capital Fund
NIGC	National Indian Gaming Commission		
NPS	National Park Service		



# DEPARTMENTAL HIGHLIGHTS





# Introduction



The Department is the steward of 20 percent of the Nation's lands including national parks, national wildlife refuges, and the public lands; manages the Nation's public lands and minerals including providing access to public lands and the Outer Continental Shelf for renewable and conventional energy; is the largest supplier and manager of water in the 17 western States and a supplier of hydropower energy; and upholds Federal trust responsibilities to Indian Tribes and Alaska Natives. It is responsible for migratory wildlife conservation; historic preservation; endangered species conservation; surface-mined lands protection and restoration; mapping, geological, hydrological, and biological science for the Nation; and financial and technical assistance for the insular areas.

Interior's budget request covers a broad spectrum of activities to protect the Nation's resources and to ensure equity in their use. These activities include: operation of the National Park Service and Fish and Wildlife Service; land management responsibilities of the Bureau of Land Management; delivery of quality services to American Indians and Alaska Natives; OCS management responsibilities of the Bureaus of Ocean Energy Management and Safety and Environmental Enforcement; research, data collection, and scientific activities of the U.S. Geological Survey; water management projects of the Bureau of Reclamation; regulatory responsibilities and reclamation activities of the Office of Surface Mining Reclamation and Enforcement; and support for U.S. territories and other insular areas.



# Departmental Overview

*Americans receive so many benefits from access to the varied lands administered by Interior. Some find inspiration and freedom in iconic and historic places. Others find peace and solitude in our wild spaces. For still others, access to and the use of our public lands is necessary for their economic prosperity.*

Acting Secretary David Bernhardt,  
March 11, 2019



The Department of the Interior mission is noble and complex. Our roughly 70,000 public servants work to conserve and manage America's land, natural resources, and cultural heritage; provide scientific and technical information to the Nation; and uphold the Nation's trust responsibilities or special commitments to American Indians, Alaska Natives, U.S. territories and affiliated island communities.

The Department of the Interior touches hundreds of millions of people and plays an active role in western communities and the national economy. Every year, 18,000 ranchers graze their cattle on Bureau of Land Management (BLM) rangelands; 47,000 Native American children are educated at Bureau of Indian Education (BIE) schools; hundreds of thousands of jobs rely on the BLM's onshore energy programs; millions of people visit National Wildlife Refuges to hunt, fish, and watch wildlife; and our National Parks host more than 318 million visitors, supporting an estimated \$35.8 billion in economic output. The Department manages 1 of every 5 acres of land in the United States, touching every State, Tribal, and Alaska Native community, and territory, and supporting almost every aspect of the American economy.

Over the past 2 years, under President Donald J. Trump's leadership, the Department has made real progress to improve land and asset management in a way that grows the economy. We are delivering billions of dollars in regulatory savings, expanding access to public lands, and increasing revenue from Federal energy leases. In 2018, the Department set records for both traditional and renewable energy leases and increased funds disbursed to States, Tribes, and conservation programs. The Department also expanded public access on millions of acres of land, protected new areas of natural and cultural significance, and prioritized permitting and repairing infrastructure on public lands.

Interior's 2020 budget builds on these successes and uses the following principles to deliver on the Administration's commitment to better land management for the American people.

- **Peace:** Public lands are the perfect place to find peace and solitude. Interior's land and assets tell the story of our natural and cultural history and provide the perfect places to observe some of our most iconic species and landscapes. The Administration's commitment to conservation of these places is unyielding.
- **Prosperity:** Whether it's a wilderness area, national park, or the National Petroleum Reserve, America's public lands contribute significantly to the national economy, with nearly \$300 billion in economic output in 2017. Local communities rely on access to Interior lands and assets to develop resources, support family ranches and small businesses, and improve their quality of life.

- **Freedom:** At the heart of the Administration's multiple use management of Federal lands is the belief that every American should have the freedom to access public lands and resources. Our network of public lands is unrivaled. We are blessed with an abundance of both natural resources and natural beauty.
- **Safety and Security:** The Interior Department is home to 4,000 Federal law enforcement officers who patrol the border, protect our communities, make BIE schools safe places to learn, and keep the peace. Our law enforcement officers have removed millions of dollars' worth of opioids and other drugs from our communities, locked up drug dealers and criminals, and saved lives. Interior also manages the Nation's great wealth of energy and mineral resources on Federal lands and on the U.S. Outer Continental Shelf. Managing the development of these resources allows our Nation to improve energy security, promote peace through trade, and not be beholden to foreign nations who may not have our best interests in mind.

## The 2020 Budget

The Department's 2020 budget supports the Administration's broader economic goals to manage Federal spending with restraint. The budget reflects the Administration's continued commitment to strike the right balance of protection and sustainable use of resources in a way that provides proper conservation stewardship of our land and resources, enhances the safety of our communities, increases energy security, and allows America to prosper.

The 2020 budget for the Department of the Interior totals \$12.6 billion in current authority. In 2020, Interior will have access to an additional \$300 million in disaster funding in the event of a severe wildland fire season. The Department estimates there will be an additional \$9.6 billion in permanent authority available for specific activities without annual appropriation.

This request enables Interior to meet our core missions and build on progress the Administration

made in 2018. To continue the momentum, this budget features specific investments that tap into America's unlimited potential, advancing Administration priorities in jobs and economic growth; enhancing safety and security, conservation stewardship, recovery of the most at-risk wildlife; improving the health of America's forests and rangelands; increasing energy security; and rebuilding infrastructure.


The President's 2020 budget features two significant legislative proposals impacting Interior: a package of legislative reforms to improve forest management and a proposal to establish a Public Lands Infrastructure Fund to address the backlog of deferred maintenance on our public lands.

The 2018 fire season was deadly and destructive. Catastrophic fires burned millions of acres of forests and nearby towns and did long-term damage to ecosystems and communities across the West. Decades of poor forest and vegetation management practices nationwide have contributed to the current state of overgrown and unhealthy forests and woodlands, increased risk of catastrophic wildfire, and sharp declines in timber-related employment that have hurt many rural communities. In order to mitigate some of the conditions that lead to catastrophic fires, the Administration proposes a comprehensive package of legislative reforms to proactively reduce the risk of wildfires through better management of Federal forests and rangelands.

Additionally, the 2020 budget once again proposes a Public Lands Infrastructure Fund to ensure a long-term investment in infrastructure on public lands. Hundreds of millions of visitors rely on roads, bridges, water and sewer systems, and other assets on public lands. The tourism and recreation businesses that operate around public lands also rely on this infrastructure. Last year's proposal to leverage Federal energy revenues to rebuild public lands infrastructure gained widespread bipartisan support in both chambers of Congress. The 2020 proposal incorporates key concepts considered during the 115th Congress and expands the Fund to include the Department of the Interior's BLM and the U.S. Forest Service.

Top priorities of the 2020 budget include:

- *Economic Growth and Prosperity*—The Trump Administration is committed to a prosperous economy. Americans are enjoying the strongest economic growth in more than a decade, in part due to better use of the Nation’s abundant natural resources. The 2020 budget invests in programs supporting good-paying American jobs, common sense regulatory reform, expanded opportunities for the outdoor recreation economy, and increased revenue to States, Tribes, and local communities.
- *Fiscal Responsibility*—The Department of the Interior is committed to ensure that practices detailing fiscal responsibility are followed across all bureaus. For example, an overhaul of grants management is underway to provide transparency, reduce duplicative grants, and streamline processes. In addition, procurement and acquisition practices are being reviewed, and modifications will be implemented in the coming months. Safeguarding public funds is a key priority.
- *Regulatory Reform*—President Trump challenged Federal agencies to cut red tape and regulatory costs to improve services. In 2018, the Department delivered and initiated deregulatory actions estimated to reduce the regulatory burden on the American economy by \$2.5 billion, more than doubling the \$1.2 billion in estimated burden reduction that will be realized from actions taken in 2017. The 2020 budget supports common sense regulatory reforms and innovations that continue to reduce the time it takes to process requests and improve service to the public while maintaining high safety and environmental standards.
- *Expanding Access to Grow the Outdoor Economy*—Millions of Americans access Interior’s public lands seeking peace and recreation, helping to grow the booming outdoor recreation industry. The 2020 budget bolsters the Administration’s commitment to connect Americans to the great outdoors, supports operations and visitor services for Interior’s thousands of public recreation areas across



the country, and continues to expand access for the benefit of all.

- *Rebuilding Infrastructure*—One of Interior’s highest priorities remains to address the deferred maintenance backlog on Federal lands. At the end of 2018, Interior’s backlog was over \$16.0 billion, about three quarters of which is in the National Park Service’s (NPS) crumbling roads, bridges, water systems, and facilities. The Department is also tasked with maintaining highways in major metropolitan areas and permitting infrastructure projects across the country. The 2020 budget request includes more than \$1.5 billion to support infrastructure maintenance and construction. Funding focuses on projects to address critical health and safety concerns as well as repair existing infrastructure. Complementing this request is the Administration’s legislative proposal to invest \$6.5 billion over 5 years into a Public Lands Infrastructure Fund to significantly reduce the deferred maintenance backlog. The Fund will support infrastructure improvements through an allocation of 70 percent for national parks, 10 percent for national forests, 10 percent for wildlife refuges, 5 percent for BIE schools, and 5 percent for lands managed by BLM.

- *Supporting the American Conservation Ethic*—American sportsmen and sportswomen are the backbone of the North American Model of Wildlife Conservation that is admired around the globe. The 2020 budget sustains this commitment and also emphasizes the recovery of species, land health, and leveraged conservation partnerships. The budget invests in expanding access for sportsmen and sportswomen, maintains support for important coastal and wetland restoration programs like the North American Wetlands Conservation Act, and supports the Administration’s initiative to better protect habitat and research migration corridors for iconic North American big game species.
- *Active Forest Management*—The 2018 fire season proved to be deadly and costly, and it resulted in long-lasting damage to many ecosystems and communities across the West. In response to the 2018 fire season, President Trump issued Executive Order 13855 directing specific actions aimed at the causes of wildfire risks threatening communities. The 2020 budget implements this plan of action. Supporting this plan is \$194 million for fuels management to help reduce the intensity, severity and negative effects of unwanted wildfire through active management, and \$9.5 million for burned area rehabilitation to restore Interior and Tribal lands post-wildfire. The Administration is unequivocal about the need to accelerate active forest management, and the budget request complements a significant interagency package of forest management reform legislation, providing needed authority for the Department of the Interior and the U.S. Department of Agriculture to better manage these critical landscapes and protect neighboring communities.
- *Securing the Southern Border*—The Department of the Interior manages hundreds of miles along the U.S. southern border, and our law enforcement officers are vested partners in the Administration’s border security efforts. In support of President Trump’s commitment to secure the southern border, Interior piloted

an increase in the number of law enforcement officers on Interior lands at the border in 2018. During this time, Interior law enforcement officers brought in over 6,000 illegal aliens to the U.S. Border Patrol and seized thousands of pounds of illegal drugs. This budget continues to support a robust law enforcement program.

- *Safe, Drug-free Communities*—The Department of the Interior is the proud home of 4,000 Federal law enforcement officers including highly specialized units like SWAT teams in major cities, undercover drug enforcement units, and backcountry teams that operate in the wilderness for days at a time. Interior law enforcement is also helping communities in Indian Country battle the opioid crisis affecting the Nation. Led by the Bureau of Indian Affairs (BIA) Office of Justice Services, Interior launched a Department-wide law enforcement task force to target drug dealers who operate in Indian Country. The coordinated Federal effort has had incredible success in its first year, seizing millions of dollars worth of illegal drugs and arresting more than 180 criminals. The 2020 budget helps foster safe and drug-free communities by increasing funding for law enforcement.
- *Energy and Mineral Security*—Interior plays a unique role in meeting our Nation’s domestic energy needs. Under President Trump’s America First Energy agenda, the United States is the global leader in oil and gas production and American families and busi



nesses are seeing the associated benefits of job growth and low energy prices. In 2018, the Department shattered the prior annual records for onshore oil and gas lease sale bids, and for offshore wind energy lease sale bids, and disbursed a total of \$8.9 billion in revenues to States, Tribes, local communities, and the U.S. Treasury, providing support for important conservation efforts such as those funded through the Land and Water Conservation Fund. The 2020 budget continues this fundamental statutory mission of the Department to advance economic growth through responsible energy and mineral development on Federal lands and waters. The budget includes \$962.8 million to encourage the safe development of oil and gas, coal, critical and strategic minerals, and renewable energy, as well as the strong management of associated revenue on behalf of taxpayers.

- *Meeting Trust Responsibilities*—Interior is taking action to improve Indian education and address long-standing calls for reform. The 2020 budget requests separate funding for BIA and BIE to increase the transparency, accountability, and autonomy of the BIE and provides separate Congressional justifications for each organization. This is part of a larger effort to improve the BIE's ability to provide students at BIE-funded schools with a culturally relevant, high-quality education and improve conditions at BIE schools.
- *Government Reform: Reorganizing the Department of the Interior*—Following the President's Executive Order to reform and modernize the Executive Branch, Interior announced and Congress approved a major reform consolidating 49 different regions across the Department into 12 unified regions. Common regions for most Interior bureaus will make it easier to coordinate complex issues and permitting across the Department and deliver services to the public faster and more effectively. As a result of Tribal consultation, BIA, BIE, and the Office of the Special Trustee for American Indians (OST) maintain their current regional structure. The 2020 budget includes \$27.6

million across Interior to support this reorganization. Efforts in 2020 focus on standing up the regions, relocating resources closer to Interior's assets and acres out West, and implementing shared service improvements.

## Promoting Jobs and Economic Growth

Interior is the steward for roughly 1 of every 5 acres of land in the United States, a diverse portfolio of all types of landscapes and ecosystems serving different needs for the American people. Interior balances access for Americans to enjoy their public lands, managing these special places and natural resources for generations to come and the development needed to serve the public and fuel local economies.

The Department of the Interior manages working landscapes that provide opportunity to rural communities which in turn power the Nation's economy, shape our culture, and create outdoor recreation opportunities. America's Federal lands and waters contain tremendous job-creating assets, supporting more than 1.8 million jobs in energy, recreation, grazing, conservation, hospitality, and more. Dedicated stewardship of these resources and partnerships with communities bordering the public lands drive job opportunities and economic growth.

Since taking office, the Administration has launched an unprecedented economic boom, creating 5 million new jobs across multiple sectors. But there is more to be done, and Interior continues to play a strong role. Through Executive Orders 13771 and 13777, President Trump has challenged agencies to lower the regulatory burden on Americans to reform regulations that are ineffective, duplicative, and obsolete. Interior is working to ensure regulations reflect advances in science and technology and foster innovation and economic growth. In 2018, Interior's reforms are estimated to provide more than \$2.5 billion in regulatory relief, more than twice the \$1.2 billion in estimated burden reduction that will be realized from actions taken in 2017.

Efforts to improve Interior's National Environmental Policy Act (NEPA) review processes are a great

## LEVERAGING PUBLIC LANDS FOR CONNECTIVITY IN RURAL AMERICA



*"As a native of the small town of Rifle, Colorado, I know firsthand how important it is for rural communities to have access to reliable and fast broadband services."*

Acting U.S. Secretary of the Interior David Bernhardt, February 13, 2019

The Federal Communication Commission recently estimated 97 percent of Americans in urban areas have access to high-speed internet service/broadband, but over 24 million Americans in rural America do not. The FCC estimates 14 million rural Americans and 1.2 million Americans living on Tribal lands still lack mobile LTE broadband. Many of the areas that remain underserved are in the rural West where Interior manages significant land holdings.

In response to President Trump's direction to enhance broadband access in rural America, building upon its western presence, Interior launched a new effort to improve broadband internet access on federally managed lands. "Connectivity in Rural America, Leveraging Public Lands for Broadband Infrastructure" outlines the Department's plan with potential solutions to improve and streamline the permitting process. Interior is responsible for the permitting of communications sites and transmission lines on nearly 500 million acres of Federal lands.

Interior released an innovative mapping tool: the Joint Overview-Established Locations (JOEL) map to identify existing communications infrastructure on Interior lands and help encourage colocation opportunities. The Department continues to work with other agencies and stakeholder groups to further develop the map. The map application allows users to see locations of existing Federal broadband infrastructure, filter data, and add layers for analysis. This access to information can streamline the broadband permitting process by enabling customers to identify land management agencies and designations early, make informed choices, and ultimately improve the permitting process.

By making it easier for private industry to colocate or build out new broadband infrastructure on public lands, Interior can play a strong role in increasing connectivity throughout the United States.

example of our commitment to cut red tape and improve service to the public. In 2017, Interior issued Secretarial Order 3355, Streamlining National Environmental Policy Act Reviews and Implementation of Executive Order 13807, "Establishing Discipline and Accountability in the Environmental Review and Permitting Process for Infrastructure Projects." The Order sets standard parameters for NEPA reviews and documentation to focus on issues that truly matter rather than amassing unnecessary detail, with a waiver option, to better manage the process. Since then, Interior has created a dedicated management team, established a standard and streamlined NEPA document clearance process, standardized internal procedures for bureaus working as cooperating agencies, and established an internal tracking database to monitor compliance and progress. The progress so far has

been significant. Since 2017, the average number of days from Notice of Intent to Record of Decision dropped over 79 percent, and the target completion time for Environmental Impact Statements has dropped from more than 2 years, to a time frame of between 1 and 2 years.

Interior is also working to revise outdated processes and leverage technology to deliver better service. The 2020 budget includes investments to make it easier to do business with the Department of the Interior and advance timely processing in coal, oil and gas, grazing management activities, communications infrastructure, and surface mining reclamation plan reviews.

Our efforts to improve Interior's permitting activities directly contribute to a stronger infrastructure in the United States. Interior reviews and approves



permits for other public and private sector uses of Interior lands, including energy and minerals development, pipelines, and transmission infrastructure. The 2020 budget requests \$107.5 million for planning and consultation, which includes support for the Fish and Wildlife Service (FWS) to perform reviews required under Section 7 of the Endangered Species Act and preclude delays in Federal infrastructure projects.

Investment in Interior's infrastructure benefits local economies. Interior's infrastructure criss-crosses the country in roughly 2,400 locations, where in many communities our operations are a major economic factor and employer. Interior owns approximately 43,000 buildings, 106,000 miles of road, and 77,000 structures—including dams, laboratories, employee housing, and irrigation and power infrastructure—with a replacement value of nearly \$300 billion. Many of these assets are deteriorating, with older assets growing more expensive to repair and maintain in good condition. Interior's deferred maintenance backlog was over \$16.0 billion in 2018, of which nearly \$12 billion belongs to National Park Service (NPS) assets.

Continuing the Administration's commitment to infrastructure, the 2020 budget prioritizes investments in Interior's infrastructure with \$1.5 billion requested for infrastructure maintenance and construction. This includes \$639.8 million in current funding for NPS construction and maintenance. Complementing this investment is proposed legislation to establish a Public Lands Infrastructure Fund. The legislation sets aside up to \$1.3 billion a year, \$6.5 billion over 5 years, from 50 percent of energy development revenue that would otherwise be credited or deposited as miscellaneous receipts to the Treasury. Within Interior, the Fund would be available for infrastructure needs in NPS, FWS, BIE, and BLM.

Interior's resource management programs directly support important jobs across America. The budget invests \$92.0 million in the BLM Rangeland Management program, which supports western ranching families, by managing nearly 18,000 livestock grazing permits and leases on the public lands. The BLM public domain forestry and Oregon and

California grant lands programs support jobs and local economies through timber and timber product sales. The 2020 budget includes \$107.2 million for these programs to support timber sales and forest management projects. The request supports an estimated 280 million board feet in timber sales in 2021. BLM also manages coal and other mineral development activities on the public lands.

The U.S. Geological Survey's (USGS) mineral resources program is tasked with understanding fundamental and natural resource supplies to support land use decisions across the United States. Domestic supplies of critical minerals are needed, along with recycling, reprocessing, investment, and trade, to support manufacturing and technology innovation. In 2018, USGS announced its largest continuous oil and gas assessment ever released. This assessment for Permian Basin resources in New Mexico and West Texas estimated a mean 46.3 billion barrels of oil, 281 trillion cubic feet of natural gas, and 20 billion barrels of natural gas liquids. The Administration has also prioritized work to identify and facilitate development of 35 critical minerals. The 2020 budget includes \$30.3 million to support critical minerals including Executive Order 13817, "A Federal Strategy to Ensure Secure and Reliable Supplies of Critical Minerals." This includes funding to provide the advanced topographic, geologic, and geophysical data needed to locate U.S. critical mineral resources to inform management of private-sector domestic development, reduce dependence on foreign sources, and support job creation and technological innovation.

Responsible stewardship also means being a good neighbor. The 2020 budget maintains the Administration's continuing support for the Payments in Lieu of Taxes program. The program provides funding to local governments with certain Federal lands in their boundaries, recognizing the inability of local communities to collect property taxes on these lands. As a primary Federal land holder with approximately 480 million acres, Interior manages this program and, in 2018, Interior paid \$552.8 million to 1,900 counties across the United States. These payments can be used for any governmental purpose and are traditionally used to help communities deliver vital services such as firefighting and

police protection, construction of public schools and roads, and search-and-rescue operations. The 2020 budget includes \$465.0 million in direct appropriations to support these payments.

### **Expanding Public Access to Grow the Outdoor Economy**

Millions of Americans access Interior's public lands seeking peace and recreation, helping grow the booming outdoor recreation industry. The Department of Commerce Bureau of Economic Analysis reports the outdoor recreation economy accounted for 2.2 percent (\$412 billion) of current-dollar GDP in 2016. Interior plays a major role providing access to public lands for outdoor recreation. Every year, hundreds of millions of visits are made to our national parks, national wildlife refuges, Bureau of Reclamation recreation areas, and BLM public lands to do everything from rock climb, kayak and camp to snorkel, hunt, and fish. Recreation visits to BLM and NPS lands alone support more than 350,000 jobs.

This Administration opened access to millions of acres of previously unavailable or restricted public lands for all types of recreation, added hundreds of miles to the national recreation trails system, increased access to hundreds of thousands of acres of National Wildlife Refuge lands for hunting and fishing, added new NPS sites, and is exploring public/private partnerships to identify new recreation opportunities on public lands so more Americans of all abilities may enjoy our land. The Department is also preparing to implement the 2019 bipartisan public lands package that passed Congress. Increasing recreational opportunities for more Americans through our public lands and waters is among Interior's highest priorities, which also increases economic opportunities for neighboring gateway communities.

Of Interior's \$12.6 billion 2020 budget request, \$4.9 billion supports the land management activities of BLM, NPS, and FWS. These operating funds support the primary activities to meet the unique resource mission of each bureau. This funding supports resource development programs, day to day operations, and conservation stewardship

activities for Interior's great places; and fulfills the Department's Federal wildlife responsibilities. Interior's 2020 budget continues to emphasize taking care of existing resources and operations, rather than acquiring new lands.

Within the 2020 request for land management operations, roughly \$970.9 million supports recreation and public access programs to increase the public's enjoyment of these vast resources. For example, in the FWS budget, funding supports safe and reliable access to outdoor recreation for over 55 million visitors. The Refuge System has more than 377 units that offer high-quality hunting opportunities and 312 units that are open to fishing. These outdoor recreation opportunities, along with special events and outdoor education programs, annually generate \$2.4 billion in economic activity and support more than 35,000 jobs.

The 2020 NPS budget request expands outdoor recreation opportunities with \$10.0 million to provide fishing programs for youth and other novice anglers, improvements to recreational related infrastructure and resources, and coordination with State, local, business, and nonprofit stakeholders to increase access to outdoor recreation.

FWS budget includes \$9.1 million to improve trails, open new areas to hunting, fishing and other recreation, increase awareness through updated websites and recreation maps, and deliver engaging environmental education programs.

Areas developed through Reclamation water projects are among the Nation's most popular for water-based outdoor recreation. These projects include approximately 6.5 million acres of land and water that is, for the most part, available for public outdoor recreation. These recreation areas often include important natural and cultural resources and provide unique educational and interpretive opportunities. Twelve Reclamation water projects are designated National Recreation Areas managed by NPS or the U.S. Forest Service. The projects have created valuable national wildlife refuges and State wildlife management areas that conserve lands and water and offer recreation opportunities such as fishing, camping, hiking, hunting, photography, and wildlife viewing.

The 2020 budget continues to support permanent funding for the NPS State Land and Water Conservation Fund grants program which encourages outdoor recreation and land conservation at the State and local levels. The 2020 budget estimates \$113.1 million will be available for these grants through revenue from offshore oil and gas sales in certain areas in the Gulf of Mexico.

### **Collaborative Conservation of Wildlife, Habitat, and Cultural Resources**

Conservation stewardship is a key component of the Department of the Interior's overall mission and is shared across all bureaus. Whether implementing resource conservation projects or providing grants, scientific expertise, or educational programs to support land, water, and wildlife conservation, Interior is a leader in protecting and managing America's resources for current and future generations to enjoy.

The Department's conservation efforts would not be possible if not for the millions of sportsmen and sportswomen in America who make up the backbone of the North American Model of Wildlife Conservation. In 2018, Interior increased hunting and fishing access to more than 5 million acres across the Department, including more than 30 national wildlife refuges. Increased access to hunting and fishing on public lands supports conservation of these lands. Sportsmen and sportswomen live America's conservation ethic. They volunteer and frequently provide private and partnership resources to care for wildlife habitat, species management, and collaborative conservation. Through



the Pittman-Robertson and Dingell-Johnson Act programs, sportsmen and sportswomen contribute over a billion dollars each year to wildlife and habitat conservation and outdoor recreation projects. Every time a firearm, fishing pole, hook, bullet, motor boat, or boat fuel is sold, part of that cost goes to fund conservation.

Sportsmen and sportswomen also help to leverage roughly two to one the Federal contribution for Interior's North American Wetlands Conservation Act Grants. The 2020 budget includes \$40 million for these grants, which support projects to improve the health of wetlands, migratory birds, and nearby water quality. The 2020 budget also includes \$31.3 million for State and Tribal Wildlife Grants supporting State and Tribal projects to benefit local wildlife and their habitats through planning and restoration.

FWS works to conserve wildlife and habitat. FWS biologists actively monitor species populations to ensure they remain healthy, and the bureau works with individuals, States, Tribes, non-government organizations and other partners to restore and enhance tens of thousands of acres of wetlands habitat, ensuring healthy populations of migratory birds and many other species. The 2020 budget emphasizes proactive species recovery programs and partnerships to accomplish habitat conservation. The FWS budget also takes a more proactive approach to wildlife conservation and focuses efforts on avoiding species becoming endangered. The budget includes \$95.0 million for species recovery, \$26.4 million for a range of species and habitat specific Conservation and Restoration programs to help prevent the need for listing, and \$67.8 million for Habitat Conservation, featuring \$54.4 million for the Partners for Fish and Wildlife Program, which leverages the Federal investment and supports local non-Federal efforts.

The 2020 budget includes \$239.4 million for Wildlife and Habitat Management programs across the 567 sites that make up the National Refuge System. More than 70 national fish hatcheries also contribute to the FWS mission to conserve, restore and enhance aquatic species. The budget includes \$155.6 million for Fish and Aquatic Conservation

## CONSERVATION AT WORK IN THE NATIONAL PARK SERVICE

In 2018, the National Park Service estimates it spent more than \$400 million for conservation activities at national parks across the country, working closely with States, communities, and other partners to care for these invaluable resources. Much of the funding directly supported resource stewardship at the parks, for example:

Controlling Invasive Species	\$23.2 million
Managing Vegetation to Control Wildfire Fuels	\$23.0 million
Everglades Restoration and Research	\$10.0 million
Bison Management in Specific Parks	\$5.1 million
Restoring Abandoned Mines at the Parks	\$4.0 million
Responding to White Nose Syndrome in Bats	\$3.0 million

NPS also provides technical and financial assistance for conservation activities outside of the park system. In 2018, NPS provided \$150 million to States and local governments through Land and Water Conservation Fund grants for outdoor recreation and conservation. Through its Rivers and Trails Conservation Assistance program, NPS provides technical assistance for community-led conservation and recreation projects.

programs to support these hatcheries, address fish health, habitat, and species conservation. This funding also includes \$16.1 million to fight aquatic invasive species.

NPS is guardian of a world-renowned network of parks, monuments, and other special places with natural beauty, historical, or cultural significance. NPS tells the story of our land and our people across 418 sites which span a dozen time zones, centuries of American history, and millions of years of natural history, and the Interior looks forward to welcoming more units into the NPS network as we implement the 2019 bipartisan public lands package. NPS employees ensure this vast system of lands, waters and assets remains accessible for all, making active land and forest management, as well as species management, critical tasks for the NPS.

The 2020 budget includes \$2.4 billion for national park operations, including \$321.6 million for natural and cultural resource stewardship. The budget includes \$237.1 million for visitor services to support volunteer services, interpretation and education, and management of park visitor centers and concession operations. Park visitor centers and interpretive displays help the public build a conservation ethic with a lasting legacy of appreciation and support for America's natural and cultural resources.

BLM follows the principle of multiple use management, ensuring conservation of many species and their habitats, enabling work, such as grazing, to continue on the lands, safeguarding the Nation's public lands as well as peoples' livelihoods. BLM manages more wildlife habitat acreage than any other Federal agency—supporting conservation efforts for 3,000 species and preserving and restoring essential habitat for 430 threatened or endangered species. Management activities benefit native prairie, wildlife, and livestock, and help stabilize soils, maintain and improve water quality, reduce surface runoff and control flooding, improve ecological site conditions, and enhance overall environmental well-being.

Habitat corridors are crucial for migrating wildlife species and are a feature of many of the vast tracts of land managed by the Bureau of Land Management. The Department is working with State agencies to research and protect the migration corridors of some of North America's most iconic big-game species. By protecting the range of moose, mule deer, elk, pronghorn antelope, and bighorn sheep, other species who share the ecosystem also benefit. The Department will continue to invest in this initiative and forge cross-government and public-private partnerships to expand conservation opportunities.

The 2020 budget continues this successful partnership program. Through continuing partnerships, like one announced in 2018 with the State of Wyoming and grant programs announced with foundations and other partners, Interior is applying innovation, science, and best practices to improve environmental stewardship. With advancements in technology and land management, resource development can occur while maintaining important migration corridors. The 2020 budget includes \$18.4 million across Interior to support migration corridor partnerships.

USGS provides science, consistent monitoring, observation and mapping to support the Department's conservation mission. USGS research provides insight into changes in the natural world—our water, lands, geology, wildlife—and how they may affect our communities. The 2020 budget includes \$141.0 million for scientific work including investigations related to specific ecosystems, such as Florida's Everglades; or biological threats to species, including White Nose Syndrome in bats.

Water is vitally important to the health and well-being of Americans and our lands and wildlife. USGS works with partners to manage water monitoring networks across the country which are relied upon by land managers, industry, and communities concerned about the availability of water or risk of flooding. USGS also addresses water quality issues, such as the prevalence of harmful algal blooms, which pose risks to natural resources reliant on

water and people. The 2020 budget includes \$179.9 million for USGS Water Resources programs to monitor, understand, and inform water challenges for the benefit of land and wildlife conservation, and communities across the country.

The Department's conservation mission is woven throughout each bureau and the activities they fund and undertake on the lands and waters of America's amazing landscapes. Education is an important part of conservation to ensure land stewards continue to care for the Nation's lands and resources. Interior's conservation activities are part of a balanced multiple use stewardship strategy to manage America's lands and resources for the continuing benefit of the people today and for generations to come.

### **Active Management for Healthy Forests**

Decades of poor forest and vegetation management practices nationwide have contributed to deadly and destructive wildfires. Dense undergrowth has amassed on Federal lands, providing fuel for catastrophic wildfires and worsening insect infestation, invasive species, and disease. These conditions are weakening the Nation's forests, rangelands, and watersheds, and placing people, their homes, and their communities at risk. These conditions also make it more dangerous for wildland firefighters to fight fires. Active fuels management is a necessary and important tool to combat these threats, save lives, and protect property.

### **COLLABORATING TO PROTECT ENDANGERED SPECIES IN THE PLATTE RIVER BASIN**

Part of the Bureau of Reclamation's mission includes work to protect and restore environments in conjunction with its water and power operations. Reclamation implements endangered species recovery programs in collaboration with a wide variety of partners. Since 2006, Reclamation has worked with the States of Colorado, Nebraska, and Wyoming on a basin-wide program for endangered species in the Central Platte River in Nebraska. The program enables continued operations of the Colorado-Big Thompson and North Platte projects that supply water to Colorado, Nebraska, and Wyoming irrigators and municipalities.

This cost-shared partnership supports habitat recovery for four species: Whooping Crane, Piping Plover, Interior Least Tern, and Pallid Sturgeon. The 2020 budget includes \$4.0 million to continue this partnership. Funding will implement a Water Action Plan to ensure water availability for the habitat, conduct land operations and maintenance activities for over 10,000 acres of habitat area, and monitor water flows and the status of the species.

In tandem with the budget, the Administration proposes a package of forest management legislative reforms to help address this serious risk. Interior's 2020 budget supports aggressive fuels reduction work and supports pre-suppression activities to help mitigate the incidence of catastrophic wildfires. The budget requests \$194.0 million for Department-wide Fuels Management through the Wildland Fire Management program. The budget also includes \$162.0 million for timber management programs in BLM and the Bureau of Indian Affairs, to prioritize planning and preparation activities affecting timber sales volumes and forest health. In addition, the BLM budget includes \$92.0 million to support healthy rangelands through weed reduction, vegetation treatments, and permitted grazing operations. The NPS budget includes \$4.0 million specifically to improve active forest and vegetation management in the national parks.

Complementing this initiative, Interior continues to work closely with partners to improve the sage-steppe working landscapes of the West which are vitally impacted by wildland fires. The 2020 budget includes \$55.5 million to implement sage-grouse management plans and continue cooperation with Western States on greater sage-grouse conservation. This funding will be used to remove conifers, create fire breaks, remove fire-prone invasive plants, and protect and restore habitat for all sagebrush dependent wildlife. At the end of 2018, nearly 1.4 million acres had been treated over a 3 year period. The 2020 budget also includes \$75.7 million to continue management of Wild Horses and Burros on America's rangelands.

Wildland fire management is a key component of Interior's land stewardship and public safety programs. In fiscal year 2018, DOI spent more than \$528 million on wildfire suppression efforts alone. The Department has a limited availability of necessary categorical exclusions for fuels management work. The use of categorical exclusions could help reduce NEPA investment requirements by an estimated 50 percent, resulting in more efficient land treatments that could help reduce wildfire risk. The Administration's forest management initiative promotes shared stewardship across ownership boundaries and the ability to treat additional acres



more quickly to reduce the risk of wildfire and make meaningful progress towards safe and effective wildfire response, resilient landscapes, and fire-adapted communities.

By providing the Department with the tools necessary to expedite timber salvage operations in response to wildfires, insect and disease infestations, and other disturbances, the Department can more effectively reduce the risk of wildfire, utilize forest materials damaged as a result of those events, and better allocate resources to support restoration activities. The proposed legislation would provide categorical exclusions on Interior lands for active forest management, including the ability to harvest dead, dying, or damaged trees and proactive fuels management including the use of fuel breaks. These changes are much needed to help reduce fire risk, improve forest health, minimize after fire impacts, prevent re-burn of fire impacted areas, and improve safety for wildland firefighters.

The 2020 budget includes \$919.9 million for the Wildland Fire Management programs. This includes \$383.7 million for wildfire suppression, pursuant to the requirements under the *Consolidated Appropriations Act, 2018*. Fiscal year 2020 is the first year of resource availability under the wildfire budget cap adjustment that was established to meet U.S. Forest Service and Department of the Interior fire suppression needs. The 2020 budget allocates as a preliminary split, \$300 million of the authorized cap adjustment resources to the Interior Department, with the remainder allocated to the U.S. Forest Service. The Administration will reallocate resources between agencies as necessary to meet actual wildfire suppression needs.

## Meeting Western Water Needs

Another central component of Interior's stewardship mission is to ensure the availability of water to communities, farmers, ranchers and residents across the West. The 2020 budget includes \$1.1 billion for Reclamation's water resource programs to ensure millions of customers continue to receive the water and power essential for daily life, healthy local economies, and resource management. Reclamation is the largest supplier and manager of water in the United States, and the Nation's second largest producer of hydroelectric power. Reclamation manages water in the 17 western States for agricultural, municipal, environmental, and industrial uses and provides flood risk reduction and recreation for millions of people.

The 2020 budget supports Reclamation's work to address America's water reliability and availability and modernize existing water infrastructure. Along with the primary functions of water and hydropower, Reclamation's budget increases water supplies and water supply reliability through attention to local water conflicts, investments to modernize existing infrastructure, and support for water development benefitting Native Americans. Specific focus areas regarding reliability include the Drought Contingency Plan for the Colorado River basin and water supplies and power generation in California.

Reclamation, together with USGS, States, and local communities; is working to assess future water supply and demand in key water basins. The 2020 budget includes \$33.3 million for WaterSMART, including water conservation grants and Title XVI water recycling reuse research grants supporting local innovation to stretch water supplies.

The 2020 budget includes \$1.3 million to incentivize research through Reclamation Water and Power Technology Prize Competitions. These competitions harness the innovative capacity of the American public to solve difficult scientific and technological programs that affect water delivery and hydropower generation. The budget also includes \$5.1 million in Reclamation for work with other Federal and State partners to proactively stop the spread of invasive mussels in the West, includ-

ing preventing the spread of zebra and quagga mussels into the Columbia River Basin.

## Safe and Secure Communities

The Department of the Interior is the proud home of 4,000 Federal law enforcement officers with duties as varied as the bureaus' missions. Interior has highly specialized units in three major cities, drug enforcement teams in Indian Country, urban search-and-rescue units that provide hurricane response, and backcountry units that operate in the wilderness for days at a time. The 2020 budget includes a total of \$930.3 million for law enforcement programs, expands successful border enforcement and drug enforcement programs, and funds a new program to address the epidemic of violence and missing persons in Indian Country.

Interior's law enforcement officers help to secure Interior lands on the southern border. Over 12.5 million acres under Interior jurisdiction are within 50 miles of the United States-Mexico border. More than 655 miles are managed by Interior's bureaus. Interior works closely with the Department of Homeland Security to increase security on the southwest border, including 75 border miles on Tribal lands, primarily managed by the Tohono O'odham Nation in Arizona. Currently, about 300 miles or less than half of Interior's border lands have a vehicle barrier, pedestrian fence, or wall.

Along the southern border, Interior is also building on a strong partnership with the U.S. Border Patrol, to pilot the Southern Border Fuels Management Initiative. This joint effort conducts targeted vegetation management along the border which improves sightlines and conditions for officers and reduces the threat of wildfires, benefitting the entire region.

Fulfilling the President's commitment to end the opioid crisis in America is another top priority of the Department. This budget request includes funding to continue support for the fight against opioids in Indian Country. The Bureau of Indian Affairs drug enforcement agents are part of the Federal Opioid Reduction Task Force which supports capacity to address the increase in drug-related activities through interdiction programs to reduce

## COMBATING VIOLENCE IN INDIAN COMMUNITIES

Interior is launching a new initiative to focus on violence in Indian Country and target significant and rising criminal justice issues plaguing Native American communities, particularly against Native women. This initiative will coordinate a broad group of Federal and Tribal stakeholders across Indian Country to address:

- unsolved cold cases,
- escalating reports and improved reporting of missing and murdered persons,
- domestic violence and crimes in the Violence Against Women Act,
- human trafficking, and the
- opioid epidemic.

Building on the success of the Opioid Reduction Task Force, a joint effort of the Bureau of Indian Affairs law enforcement and other Federal law agencies targeting opioid and other serious drug markets in and around Indian Country, this initiative will bring together the critical players to target these growing problems.

Interior, through the Bureau of Indian Affairs, Office of Justice Services, will serve as the lead agency to identify key stakeholders from Tribes, all levels of law enforcement, court systems, hospitals, and schools, and establish leadership teams for each element of the mission. Coordinating across the Task Force, each team will identify key actions and next steps focused on achieving results in Indian Country. These teams will recommend improvements to existing operations, identify opportunities for expanded collaboration, and improve communication at all levels on these critical issues.

drug use, distribution, and drug-related crime and helps communities in Indian Country battle the opioid crisis. Native Americans suffer from the opioid crisis at much higher rates than other populations and Tribes often lack the resources to stage intensive operations to take dealers and drugs off the streets. In the first year of operation, the Task Force conducted 8 undercover operations leading to more than 180 arrests and seizure of more than 1,000 pounds of narcotics worth more than \$9.0 million that were intended for sale in Indian Country.

In addition to the law enforcement support Interior provides communities after natural disasters, the Department also plays an important role preparing for and addressing the aftermath of natural hazard events. USGS provides scientific information to emergency responders, policy makers, and the public to reduce the risk of losses from a wide range of natural hazards, including earthquakes, floods, hurricanes, landslides, tsunamis, volcanic eruptions, wildfires, geomagnetic storms, and drought. The 2020 budget includes \$145.0 million for the USGS Natural Hazards programs. This funding maintains important nationwide monitoring networks providing vital scientific information to emergency managers.

## An Era of Energy Prosperity

By advancing policies that embrace domestic energy development, the Trump Administration is putting the United States on a path towards greater energy security and prosperity. Under the Trump Administration, crude oil and natural gas production has hit all-time highs, U.S. net energy imports have fallen to their lowest levels since 1982, with the United States becoming a net exporter of natural gas in 2017 and expected to become a net exporter of energy overall, including petroleum and other liquids, by 2020.

In 2018, energy production from Federal lands and waters produced over 835 million barrels of oil, over 4.2 trillion cubic feet of natural gas, and over 308 million short tons of coal. Altogether, Interior's energy and mineral portfolio contributed an economic output of over \$150 billion and supported an estimated 740,000 jobs nationwide. Between 2016 and 2018, overall revenues from energy and mineral production on Federal lands grew by over 55 percent, from \$5.9 billion to \$9.1 billion. Fiscal year 2018 proved to be a landmark year for the Department of the Interior, with record breaking bids from lease sales onshore in New Mexico and in Federal waters offshore Massachusetts. The U.S. energy outlook is strong. Thanks to this success, in 2018, the Department shattered prior records in onshore oil and gas and offshore wind energy lease sales, and also disbursed a total of \$8.9 billion in revenues to States, Tribes, local communities, and



the U.S. Treasury, providing support for important conservation efforts such as those funded through the Land and Water Conservation Fund. As a result, total revenue disbursements increased by \$1.8 billion from 2017.

#### TOP ENERGY AND MINERAL DISBURSEMENTS BY STATE, 2018

- **New Mexico**, \$634.9 million
- **Wyoming**, \$564.0 million
- **Colorado**, \$112.6 million
- **Louisiana**, \$91.1 million
- **Utah**, \$76.0 million

In December 2018, Interior announced a new assessment of oil and gas resources in two formations in the Texas and New Mexico portions of the Permian Basin, the largest continuous oil and gas assessment ever released by USGS. The assessment estimates the formations hold an average of 46.3 billion barrels of oil, 281 trillion cubic feet of natural gas, and 20 billion barrels of natural gas liquids, which are recoverable with the technologies currently available. Having good information about where these resources are located and how much exists is a key component for effective decision making as Interior seeks to support America's energy independence, energy security, and economic growth. A strong domestic energy and mineral program supports hundreds of thousands of well-paying jobs and provides the affordable and reliable energy and minerals Americans need to heat homes, fuel our cars, and power our national economy.

Interior's contribution to meeting the energy demands of American families and businesses also contributes strongly to our Nation's energy security. Interior manages America's onshore and offshore energy resources including oil, gas, coal, and hydropower, and the siting of renewable energy sources. The 2020 budget requests \$777.0 million in discretionary resources for energy related programs across the Department. Together with permit fees and other mandatory funding, Interior's

2020 energy programs total \$830.1 million. These programs help generate some of the Federal government's highest revenues, benefitting local communities, as well as the U.S. Treasury.

A large portion of Interior's energy development activities occur on the Outer Continental Shelf. The 2020 request includes a total of \$393.9 million to support responsible exploration and development of America's offshore energy resources, which remains a pillar of the Administration's energy strategy. Within this request is \$193.4 million for the Bureau of Ocean Energy Management's (BOEM) oil, gas, and renewable energy leasing and exploration activities. The 2020 budget continues to support preparation of the Nation's next 5-year Outer Continental Shelf Oil and Gas Leasing program. In 2018, Interior published for public comment the 2019–2024 National OCS Oil and Gas Leasing Draft Proposed Program to improve access to vast offshore energy resources while protecting our coasts and people. The Department is analyzing more than 2 million submitted public comments and will use this information to prepare a Proposed Leasing Program.

The 2020 budget also includes \$21.3 million to advance offshore renewable energy development. At the end of 2018, BOEM completed the Nation's highest grossing competitive lease sale for renewable energy in Federal waters. The auction for areas offshore Massachusetts generated \$405 million in winning bids with the potential to support enough wind energy to power 1.5 million homes.

The continued efforts of the Bureau of Safety and Environmental Enforcement (BSEE) are integral to a strong offshore energy program. The budget includes \$200.5 million for the bureau's offshore safety and environmental enforcement programs. Ensuring safe and environmentally sustainable energy exploration and production are central to BSEE's mission. BSEE is committed to the continual advancement of the effectiveness of its inspection program, enhancing its permitting processes around greater quality assurance and consistency, reforming overly burdensome regulations, ensuring high levels of preparedness in the event of oil spills, and expanding the renewables program.

## AMERICA'S OFFSHORE ENERGY PROGRAM

Interior's offshore energy development and safety activities are a cornerstone of the Administration's strategy to ensure long term energy security and prosperity. A review of the past year's accomplishments makes clear why.

### *Developments in Offshore Oil and Gas*

In December 2017, Interior announced updated estimates of the technically recoverable oil and gas resources in Alaska's Western Beaufort Sea identifying 8.9 billion barrels of oil, almost 700 million barrels more than earlier assessments, and the equivalent of 27.7 trillion cubic feet of gas. In October 2018, BOEM issued conditional approval for the Liberty Project oil and gas development production plan which, if developed, would be the first oil and gas production facility in Federal waters off Alaska.

In January 2018, Interior announced the Administration's new 2019–2024 Draft Proposed Plan (DPP) with the largest number of offshore lease sales ever proposed: 19 sales off the coast of Alaska, 7 in the Pacific, 12 in the Gulf of Mexico, and 9 in the Atlantic. After reviewing public comments on the DPP, BOEM will publish a proposed program for public comment, followed by the proposed final program.

In 2018, BOEM implemented the 2017–2022 National Outer Continental Shelf Plan with the following results.

March 2018, Gulf of Mexico Lease Sale 250—The sale generated \$125 million in high bids on 148 tracts covering 815,403 acres, with 33 companies participating in the sale.

August 2018, Gulf of Mexico Lease Sale 251—The sale generated \$178 million in high bids on 144 tracts covering 801,288 acres, with 29 companies participating in the sale.

In February 2019, Interior announced the Gulf of Mexico Lease Sale 252 for March 2019, a 78 million-acre nationwide sale including 14,696 unleased blocks, all the remaining available unleased Federal areas in the Gulf of Mexico.

### *Safe and Responsible Energy Development*

Safety and environmental enforcement remain strong components of Interior's offshore program. The Bureau of Safety and Environmental Enforcement (BSEE) has undertaken numerous safety and environmental initiatives to include the development and implementation of a risk-based inspection program that allows for the targeted inspections of higher risk operations and facilities, with increased focus on areas such as crane safety and fired vessel operations; the development of a quality assurance program for permitting processes; and the evaluation of risks associated with high-pressure and high-temperature equipment. Additionally, BSEE developed its first Environmental Compliance Handbook and integrated environmental inspections into the overall inspection strategy.

### *Continuing Commitment to Diversity of Energy Supplies*

BOEM's offshore renewable energy program was also a strong performer.

In March 2018, BOEM took steps to prepare an Environmental Impact Statement for the South Fork Wind Project offshore Rhode Island. If approved, the project would build 15 wind turbines connected by transmission cable to a grid in East Hampton, NY. Public comment ended November 2018.

In October 2018, BOEM published a formal call for companies interested in commercial wind energy leases in three proposed areas off central and northern California, the first step in offering a location for wind leasing. Public comment closed in January 2019.

In December 2018, Interior held its highest grossing competitive renewable energy lease sale, with \$405 million in winning bids. The sale offshore Massachusetts could support approximately 4.1 gigawatts of commercial wind generation to power nearly 1.5 million homes.

The 2020 budget requests \$393.9 million including offsetting collections for offshore oil, gas, and renewable energy activities to continue this winning investment in America's energy security.

Onshore, BLM manages oil and gas activities. The 2020 budget includes \$190.4 million in current and permanent funding for BLM's oil and gas activities, of which \$137.3 million is requested in direct appropriations. Funding will expand areas available for leasing, expedite permitting, and improve program management. The 2020 budget advances activities in the eastern interior of Alaska and in New Mexico, and continues work to streamline leasing processes and speed the review of Applications for Permits to Drill. The Administration has already reduced wait times for these permits by 57 days (from 120 days to 63 days). The budget will also help to expedite the processing of rights-of-way permits needed to move energy to end-users.

### SUCCESSFUL LEASE SALES

The BLM's third-quarter 2018 oil and gas lease sale in New Mexico broke all previous records by grossing nearly \$1 billion in bonus bids for 142 parcels. The sale illustrates the Administration's commitment to balanced stewardship of the Nation's energy and natural resources to achieve American energy security. "The Department continues to fulfill President Trump's direction to promote clean and safe development of energy resources to support economic growth and job creation," said Acting Secretary David Bernhardt. "The success of this and future sales will ensure Americans have reliable, safe, abundant, and affordable energy for years to come."

BLM manages onshore renewable energy activities on the public lands. The 2020 budget includes \$29.1 million to support the review and siting of geothermal resources, wind and solar energy projects on public lands, and rights-of-way applications to connect these projects to transmission lines. As part of this process, the Bureau of Land Management conducts compliant environmental reviews under the National Environmental Policy Act for all renewable energy projects proposed on BLM-administered lands.

In the Bureau of Indian Affairs, the 2020 budget requests \$25.5 million for energy and mineral development programs in Tribal communities. Income from energy and mineral production is the largest source of revenue from natural resources on trust

lands. In 2018, more than \$1 billion in revenue from oil, gas and mineral activities was disbursed to Tribes and individual Indian mineral rights owners. Tribes use this revenue to develop infrastructure, provide healthcare and education, and support other critical community development programs.

The 2020 budget includes \$19.8 million for the BLM coal management program focused on reducing permit processing times, simplifying the lease application process, and improving the timeliness to complete lease sale fair market value determinations. BLM's Federal coal leasing program covers roughly 570 million acres and supplies more than 40 percent of the coal produced in the United States.

An important component of Interior's natural resource programs is the collection and disbursement of billions of dollars in receipts from development. The 2020 budget includes \$147.3 million for the Office of Natural Resources Revenue (ONRR) to ensure Americans receive a fair return for public resources. In 2020, ONRR will continue to implement a critical new Minerals Revenue Management Support System to update and improve management and accountability of these significant revenue collections.

### Fulfilling Our Trust and Insular Responsibilities

The Department of the Interior is responsible for fostering the government-to-government relationship with Indian Tribes and Alaska Native Villages and overseeing relations with U.S. territories and insular areas. The United States has an important relationship with the affiliated insular areas including the territories of American Samoa, Guam, the U.S. Virgin Islands, and the Commonwealth of the Northern Mariana Islands. With China's escalating influence in the Pacific region, the Department of the Interior's insular responsibilities and obligations contribute meaningfully to broader Administration policy objectives in the region. Interior fosters the government-to-government relationships with our territories and administers and oversees Federal assistance to the three freely associated states: the Federated States of Microne-

## HISTORIC COAL LEASING



*"American coal jobs matter."*

Acting U.S. Secretary of the Interior  
David Bernhardt, February 14, 2019

In 2018, over 308 million short tons of coal were produced on Federal lands. To date, roughly 30 percent of our Nation's electricity supply comes from coal-fired generation. The recent approval of two coal mining projects in Utah marked an important milestone in the Administration's reversal of the war against coal. Secretarial Or-

der 3348 paved the way, overturning the 2016 moratorium on all new coal leases on Federal land, to bring well-paying jobs and affordable energy to Americans. The 2020 budget includes \$19.8 million for the Bureau of Land Management's coal management program.

In February 2019, Interior announced the award of a competitive lease sale for a tract covering 3,581 acres of Federal mineral estate near Alton, UT. The tract contains roughly 40 million tons of in-place coal, and an estimated 30.8 million tons of recoverable coal. The lease is estimated to bring over 100 new jobs at the mine.

Interior also announced approval of two coal lease modifications extending the life of an operating mine, in Sevier County, UT, by another 5 years. The mine produces approximately 5-6 million tons of coal per year, enough to power the homes of approximately 3 million people. The modifications will support approximately 383 direct mining jobs in the area.

sia, the Republic of the Marshall Islands, and the Republic of Palau.

In 2020, the Office of Insular Affairs (OIA) will implement activities to bolster healthcare capacity, strengthen island economies, and fulfill U.S. Compact obligations. The office will also participate in foreign policy and defense matters concerning the U.S. territories and the freely associated states. The 2020 budget includes a total of \$610.7 million in current and permanent authority, with \$84.1 million in current appropriations.

These relationships with Tribal and insular communities help to promote good governance and support nation-building and self-determination. The 2020 budget supports the Administration's commitment to fulfill the Nation's trust and insular responsibilities to bolster infrastructure, strengthen economic prosperity, fulfill obligations, and preserve and foster cultural heritage.

### ***Indian Affairs***

The Department is committed to Tribal prosperity and working together with Tribes to address chal-

lenges in economic development, education, and law enforcement. The Department supports Indian self-determination to ensure Tribes have a strong voice in shaping Federal policies directly impacting their ability to govern and provide for the safety, education, and economic security of their citizens. Interior's Tribal programs deliver community services, restore Tribal homelands, fulfill commitments related to water and other resource rights, execute fiduciary trust responsibilities, support the stewardship of energy and other natural resources, create economic opportunity, and provide access to education.

Interior provides services directly, or through contracts, grants, or compacts, to 573 federally recognized Tribes with a combined service population of nearly 2 million American Indians and Alaska Natives. The 2020 budget addresses Federal responsibilities and Tribal needs related to education, social services, infrastructure, law enforcement, and stewardship of land, water, and other natural resources. The 2020 budget prioritizes programs that serve the broadest service population. The 2020 budget includes \$367.4 million to fully fund

the estimated Contract and Tribal Grant Support Costs Tribes incur from managing Federal Indian programs.

Interior is taking action in the 2020 budget to improve the quality and efficiency of the Bureau of Indian Education schools. In 2020, funding for BIA and BIE is requested separately, as part of an effort to improve overall transparency, accountability, and autonomy for the effective delivery of BIE school services. These changes respond to longstanding criticism and findings that the lines of authority were not clear, it was too difficult to determine who had final accountability for failed services, and BIE did not have sufficient independence to ensure school needs were met.

The budget proposal is the result of a detailed review within Indian Affairs, looking at the services provided to the BIE schools and the roles of the Bureau of Indian Affairs, Office of the Assistant Secretary for Indian Affairs, and the Bureau of Indian Education. The review considered where it made sense to decouple overlapping functions and where it made sense to continue cross-servicing to BIE with clearer agreements in place. The 2020 request reflects this review and strengthens the BIE's ability to deliver materials and services, carry out needed health and safety inspections, and ensure repairs are made. The 2020 budget includes \$1.9 billion for the Bureau of Indian Affairs, and \$936.3 million for the Bureau of Indian Education. No changes are proposed which affect the treatment of Contract Support Costs, Tribal Grant Support Costs, or the flexibility of Tribal Priority Allocations.

BIE's 2020 budget includes \$867.4 million to continue core Indian education programs, including formula funding and operation and maintenance funding for elementary and secondary schools, and support for post-secondary programs. It also includes \$68.9 million to support facility construction, repairs, deferred maintenance, and capital improvements. The 2020 budget prioritizes funding to directly support educational services to students at BIE-funded schools, while also supporting early childhood education programs, Tribal colleges and universities, and resources for eligible Indian students at public schools.

The budget includes \$409.2 million for the Public Safety and Justice programs providing law enforcement, corrections, and court services to Indian communities. The BIA Public Safety and Justice programs safeguard life and property, enforce laws, maintain justice and order, and ensure detained American Indian offenders are held in safe, secure, and humane environments.

The 2020 budget includes \$184.1 million for the BIA Natural Resources stewardship supporting resource conservation, economic use, recreation, and protection of Tribal resource rights. Within this amount is \$54.8 million for Tribal forestry programs in support of the Administration's forest management legislative reforms. The budget also includes \$11.2 million for the Tribal Management/Development Program which supports Tribal management of fish and game programs on Indian reservations. These programs ensure the protection of millions of acres of habitat necessary for the conservation of fish, wildlife, and plant resources and significantly contribute to the economic development of Tribal communities and the growing national demand for outdoor recreation and tourism.

The budget maintains a strong commitment to meet Tribal settlement agreements and includes \$45.6 million for BIA Water Rights Settlements. At this funding level, BIA remains on track to meet current water settlement commitments within the legislated timeframes.

### **INDIAN WATER RIGHTS**

The 2020 budget includes \$178.6 million across the Department to honor Indian Settlement commitments. This includes \$132.9 million in the Bureau of Reclamation and \$45.6 million in the Bureau of Indian Affairs. The President's budget continues to meet Federal responsibilities outlined in enacted land and water rights claim settlements with Indian Tribes to ensure they have access to land and water to meet domestic, economic, and cultural needs. The settlements support water infrastructure projects needed to improve the health and well-being of Tribal communities. The 2020 budget provides funding to meet imminent settlement dates and establishes a realistic path forward for longer-term commitments.



## Government Reform

President Trump signed an Executive Order to modernize and reform the executive branch and Interior is leading the way, developing and executing a program that will streamline processes and better serve the American people. The absolute first step in building a better and more efficient executive branch though is fostering a culture of ethics and respect amongst colleagues.

Interior has launched several top management objectives to better achieve Departmental goals and lead the agency moving forward. From day one of this Administration, Interior's leadership has made the work environment a priority. There is zero tolerance for any type of workplace harassment at Interior. The Department is instilling a culture change through clear management accountability, swift personnel actions, reporting procedures for harassment conduct, improved training, and substantive action plans.

In the area of anti-harassment efforts, each bureau and office has made significant headway in putting a diverse set of measures in place to prevent and address unacceptable conduct. Interior has launched an internal Workplace Culture Transformation Advisory Council to include leadership from across the Department to keep a focus on Interior's commitment to the workplace environment. The Council will look at common issues raised in the Federal Employee Viewpoint Survey, ways to improve employee engagement, and building career paths which cross bureau silos; all with the goal to transform Interior's workplace culture for future generations.

Another management priority is creating a strong ethical culture to ensure Interior employees honor the public's trust to manage funds responsibly and avoid conflicts of interest. The expectations for appropriate employee conduct have been made clear. The Department has set goals and expectations for qualified ethics officials within Interior sufficient to ensure our operations are conducted ethically.

Interior has set a goal for all its bureaus and offices to hire one ethics official for every 500 employees to ensure that all employees have access to prompt, accurate ethics advice. Starting in 2017, DOI has had an average of 18 new ethics hires per year, compared with an average of 3.9 ethics hires for the years 2009-2016.

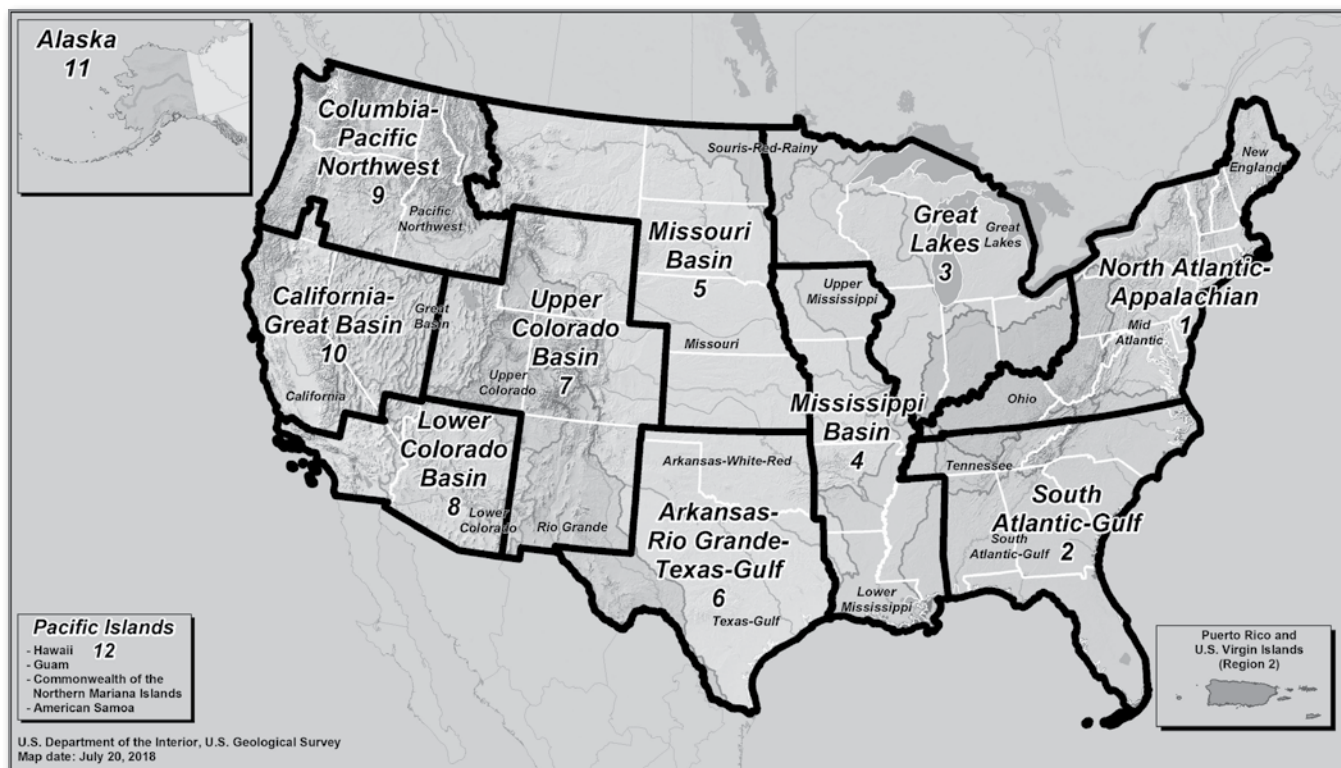
## Reorganization

Over many decades, the Department of the Interior experienced new bureaus becoming established on an ad hoc basis with their own unique regional organizations. This ultimately resulted in a complicated series of 49 regional boundaries among 8 bureaus. This complexity led to the situation where bureau regional leadership was focused on different geographies, did not have adequate and shared understanding of the needs and perspectives of regional stakeholders, and opportunities to share administrative capacity across bureaus were difficult to recognize and implement. Further, members of the public were often frustrated by problems in inter-bureau decision making where uncoordinated timelines and processes could lead to unnecessarily long delays in reaching a decision. The Department's reorganization is focused on making improvements across each of these areas.

During the peak summer seasons, Interior employs over 70,000 people in 2,400 locations across the United States, including Puerto Rico, the U.S. territories, and the freely associated states. Interior's varied mission, wide geographic presence, direct public service programs, and trust and stewardship responsibilities make it a personnel-intensive and field-oriented agency.

Since the Administration took office, the Department has forged ahead to find opportunities to reorganize its operations to improve the quality of

## DOI 12 Unified Regions



services that are delivered to the American public. This reorganization is driven by the need to improve our delivery of service to the public. After reviewing these issues, the Department has developed a reorganization strategy that relies on unified regions across Interior, moves staff west to be closer to the resources and customers they support, improves coordination and collaboration among Interior's bureaus, and reviews standard administrative processes across Interior to find smarter ways to conduct business operations.

Last year, Interior took an early significant step in the reorganization. After working closely with stakeholders across the country on options to consolidate Interior's 49 different regions into common regions, Interior adopted 12 unified regions for a subset of the bureaus. As a result of Tribal consultation, BIA, BIE, and the Office of the Special Trustee for American Indians will not realign their regional field structure.

This significant move will simplify how Interior is organized. Establishing unified regional boundaries across bureaus is the cornerstone of the reforms to improve Interior's service delivery to the pub-

lic. Within each shared region, bureaus will focus work on the same resources and constituents and improve coordination across the Department. For the public, fewer regions make it easier to do business with Interior, particularly when they need to interact with several bureaus or jurisdictions. For Interior's business, the move strengthens inter-bureau coordination and understanding, joint problem-solving, and mutual assistance.

Interior's bureaus and offices have already begun to work across organizational lines to identify ways to maximize the benefits of the new regions. In 2019, Interior is analyzing options to relocate more operations out West, where the preponderance of bureau assets and acres are located, to better serve our customers. As part of the planning, Interior is considering relative cost, accessibility, and the specific functions where it makes sense to be closer to field assets.

In 2020, the budget requests \$27.6 million to continue implementing the reorganization effort. As shown in the following table, funding to support the reorganization is requested in the Bureau of Land Management, Fish and Wildlife Service, the

National Park Service, the U.S. Geological Survey, and the Bureau of Reclamation.

**Interior Reorganization by Bureau**

	<b>2020 Request (in millions)</b>
Bureau of Land Management.....	\$7.7
U.S. Fish and Wildlife Service .....	\$5.7
National Park Service .....	\$5.7
U.S. Geological Survey .....	\$6.2
Bureau of Reclamation .....	\$2.3
<b>Total</b> .....	<b>\$27.6</b>

The 2020 request for reorganization funding falls into three areas of focus: Implementation of the Unified Regions, Relocation and Regional Stand Up, and Modernizing Interior’s Business.

**Interior Reorganization**

	<b>2020 Request (in millions)</b>
Implementation of Unified Regions .....	\$12.1
Relocation and Regional Stand Up.....	\$10.5
Modernizing Interior’s Business.....	\$5.0
<b>Total</b> .....	<b>\$27.6</b>

The 2020 budget requests \$12.1 million to support the new unified regions, including the costs bureaus may incur in transitioning their processes to the new field structure and \$10.5 million for bureau relocation costs. The 2020 budget includes \$5.0 million to support information technology interoperability, procurement and acquisition processes, implement unified regions business operations, and shared services and reporting.

As Interior implements the new regional boundaries, we are reexamining some of the Department’s common business operations. Aligning to a common regional structure creates opportunities to increase the use of common business solutions across Interior. Instead of having different ways to procure goods and services, deliver information technology, and conduct human resource services, Interior will leverage consistent best practices across the Department. The use of shared services is taking hold throughout the Federal government and the private sector because it makes economic and management sense for large operations to adopt common solutions for standard functions.





## BUDGET AUTHORITY AND RECEIPTS (dollars in millions)

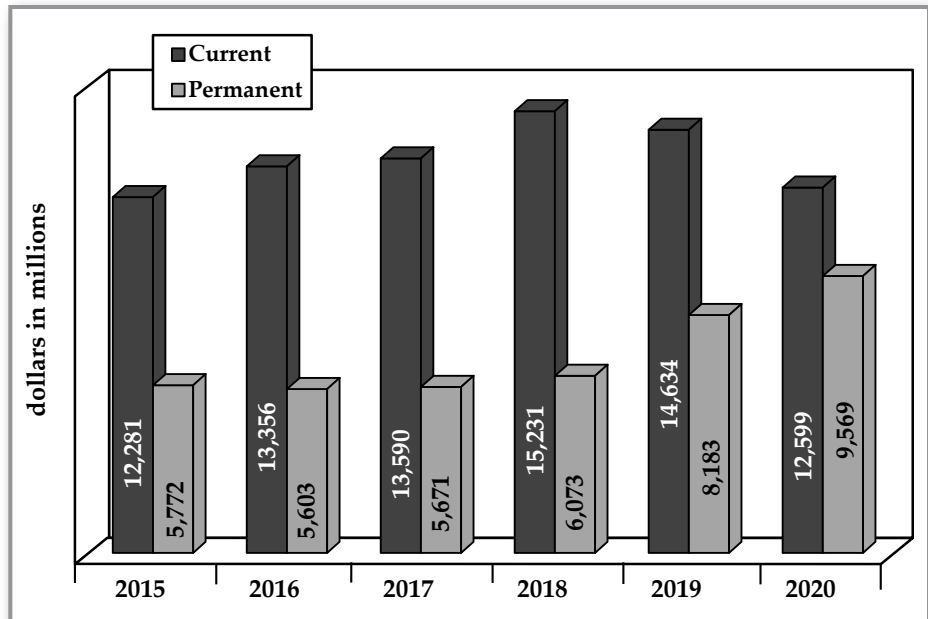
	2018 Actual	2019 CR <sup>1/</sup>	2020 Request	Change
<b>BUDGET AUTHORITY</b>				
Total Current Appropriations.....	14,665	14,634	12,599	-2,035
Supplemental Appropriations .....	566	0	0	0
Permanent Appropriations.....	6,073	8,183	9,569	+1,386
<b>TOTAL (w/o Cap Adjustment).....</b>	<b>21,304</b>	<b>22,817</b>	<b>22,168</b>	<b>-649</b>
<i>[Net discretionary BA].....</i>	<i>[15,101]</i>	<i>[14,488]</i>	<i>[12,464]</i>	<i>[-2,024]</i>
<b>RECEIPTS</b>				
Outer Continental Shelf .....	4,628	5,469	5,398	-71
Onshore Mineral Leasing .....	3,260	7,322	5,902	-1,420
Other Offsetting Receipts.....	1,851	1,778	1,695	-83
Other Receipts .....	2,183	1,663	1,793	+129
<b>TOTAL .....</b>	<b>11,922</b>	<b>16,233</b>	<b>14,789</b>	<b>-1,444</b>

<sup>1/</sup> The 2019 CR column includes enacted amounts for the Bureau of Reclamation and the Central Utah Project Completion Act.

## THE NUMBERS

The Department's 2020 budget request totals \$12.6 billion in current authority. Of this, \$11.5 billion is requested for programs funded by the Interior, Environment, and Related Agencies Appropriations Act. The 2020 request for the Bureau of Reclamation and Central Utah Project Completion Act, funded in the Energy and Water Development Appropriations Act, is \$1.1 billion in current appropriations. In 2020, Interior will generate receipts of \$14.8 billion.

### Department of the Interior Funding



## DEPARTMENT OF THE INTERIOR FACTS

**Land**—Interior manages more than 480 million acres or about 20 percent of the land area of the United States, 700 million acres of subsurface minerals, and nearly 760 million acres of submerged land in 5 national monuments. The Department has jurisdiction over 1.7 billion acres of the Outer Continental Shelf.

**Parks, Refuges, and Public Lands**—Interior manages 418 units of the national park system, 567 national wildlife refuges, 70 fish hatcheries, and 1 historic fish hatchery as well as 21 national conservation areas and similarly designated areas, and 27 national monuments in BLM’s national conservation lands.

**People**—Interior has nearly 70,000 employees located in approximately 2,400 locations across the United States, Puerto Rico, U.S. Territories, and freely associated states.

**Volunteers**—Interior benefits from more than 370,000 volunteers who provide nearly 10 million hours of service, valued at an estimated \$237 million per year.

**Conservation**—Over 512,000 acres of high-priority abandoned coal mine sites have been reclaimed through the OSMRE Abandoned Mine Lands program. FWS acts to protect over 2,300 endangered and threatened species, 1,662 of which are in the United States.

**Revenues**—Interior collects revenues from energy, minerals, grazing, timber, lands sales, and other revenue producing activities. Interior’s estimated revenue projections in 2020 are \$14.8 billion.

**Water**—The Department is the largest supplier and manager of water in the 17 western States. Reclamation manages 492 dams and 338 reservoirs that deliver water to more than 31 million people and one out of every five western farmers irrigating 10 million acres of farmland.

**Energy**—Interior manages lands, subsurface rights, and offshore areas that produce approximately 19 percent of the Nation’s energy, including 16 percent of natural gas, 24 percent of oil, and 43 percent of coal. Federal lands also host projects that account for a significant portion of the Nation’s renewable energy generating capacity, including 15 percent of hydropower, 7 percent of windpower, 48 percent of geothermal energy, and 33 percent of solar energy.

**Visitation**—Annually, nearly 80 million visits are made to BLM public lands, more than 318 million visits to national park units, more than 55 million visits to national wildlife refuges and fish hatcheries, and approximately 34 million visits to Reclamation recreation sites.

**American Indians**—The Department maintains relationships with 573 federally recognized Tribes in the lower 48 States and Alaska, and provides support to a service population of nearly 2 million people. BIE provides education services to 47,000 individual students in 23 States, 169 elementary and secondary schools, 14 dormitories, and supports 33 BIE-funded community colleges, universities, and post-secondary schools. There are 96 BIA-funded corrections programs and 191 Bureau and Tribal law enforcement programs.

## DEPARTMENT OF THE INTERIOR FACTS (continued)

**American Indian Trust**—Interior has responsibility for the largest land trust in the world. Today, the Indian trust encompasses approximately 56 million surface acres and 58 million acres of subsurface mineral estates. On these lands, Interior manages nearly 154,000 leases for uses such as farming, grazing, and oil and gas production on behalf of individual Indians and Tribes. The Office of the Special Trustee for American Indians manages approximately \$5.1 billion of trust funds held in about 3,500 trust accounts for approximately 250 Indian Tribes, and about 406,000 open Individual Indian Monies accounts.

**Science**—Interior provides unbiased, multi-discipline science for use in understanding, mapping, and managing natural resources and hazards. Data are available to the public from over 8,100 streamgages and 3,167 earthquake sensors. Interior is also responsible for operating two earth observation satellites—the Landsat 7 and 8 missions. USGS has provided Landsat data products from its archives at no cost since 2008. In 2018, more than 33 million scenes were downloaded. The USGS publishing warehouse contains more than 159,000 USGS-authored citations with full text access to over 82,000 USGS publications.





# Legislative Proposals



The 2020 budget request includes the following legislative proposals to request new authorities and reauthorize expiring legislation.

**Forest Management**—Dense undergrowth has amassed across much of the public lands, providing fuel for catastrophic wildfires and worsening insect infestation, invasive species, and disease. These conditions adversely impact the Nation’s forests, rangelands and watersheds, and contribute to increased wildfire risk to surrounding communities. Active management of timber and vegetation is necessary to combat these threats, save lives, and protect property. The Administration proposes a package of forest management legislative reforms coupled with a strong 2020 budget to kick start a solution to this serious risk. The proposed legislation would provide categorical exclusions on Interior lands for active forest management, including the ability to harvest dead, dying, or damaged trees and proactive fuels management including the use of fuel breaks. These changes are much needed to help reduce fire risk, improve forest health, minimize after fire impacts, prevent re-burn of fire impacted areas, and improve safety for wildland firefighters.

**Public Lands Infrastructure Fund**—Interior and Agriculture manage an infrastructure asset portfolio with over \$18 billion in deferred maintenance, which includes structures, trails, roads, utility systems, and Bureau of Indian Education (BIE) schools. To address these needs, the budget includes \$6.5 billion over 5 years for a Public Lands Infrastructure Fund. The Fund will support infrastructure improvements through an allocation of 70 percent for national parks, 10 percent for national forests, 10 percent for wildlife refuges, five percent for BIE schools, and five percent for lands managed by the Bureau of Land Management. The Fund will be supported by the deposit of 50 percent of all fed-

eral energy development revenue that would otherwise be credited or deposited as miscellaneous receipts to the Treasury over the 2020–2024 period, subject to an annual limit of \$1.3 billion. Interior and Agriculture would prioritize projects, monitor implementation, and measure results. This investment will significantly improve many of America’s most visible, visited, and treasured places.

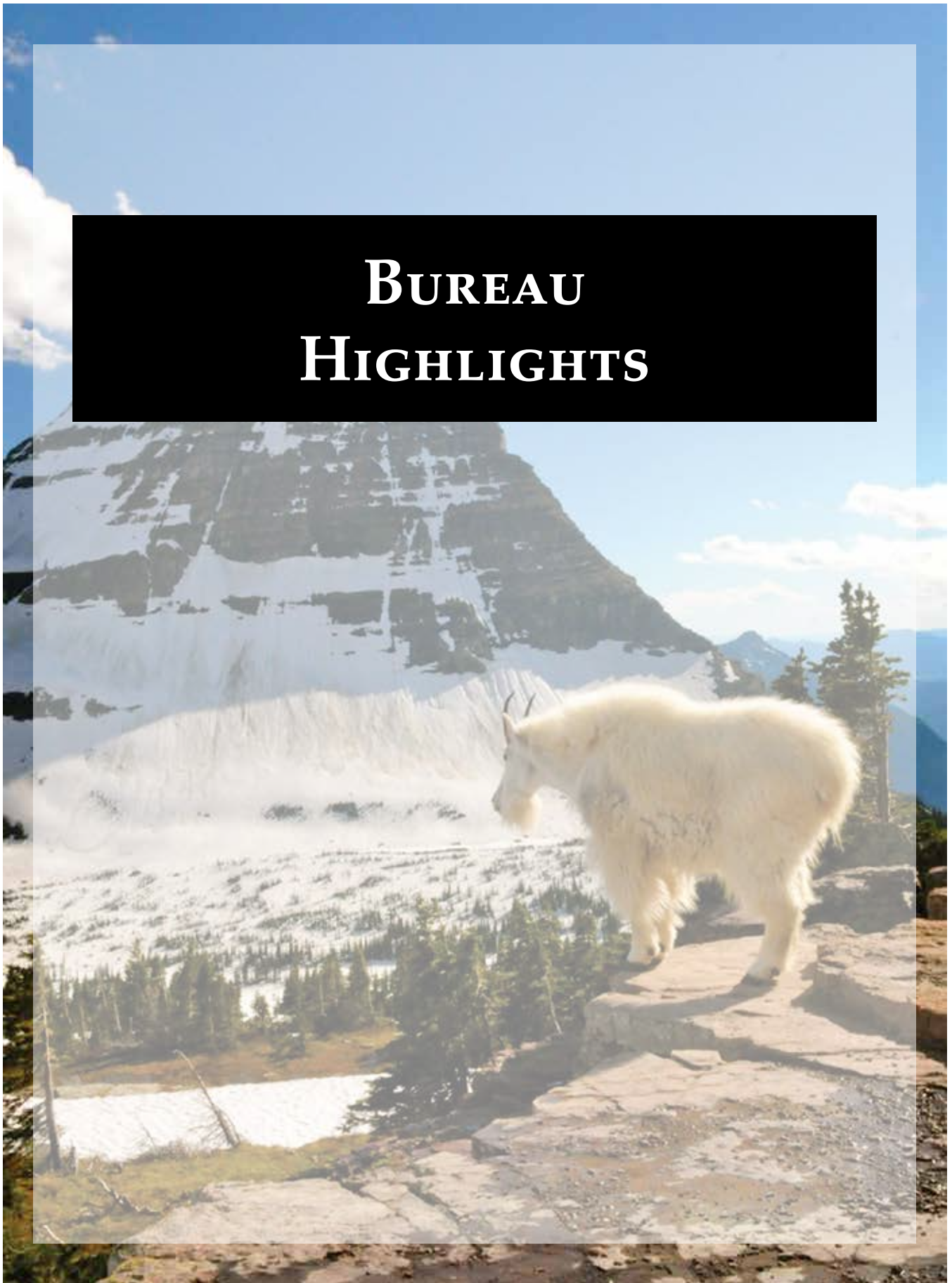
**Recreation Fee Program**—The budget proposes to reauthorize the Federal Lands Recreation Enhancement Act, which expires in September 2020. As a precaution, the budget also proposes appropriations language to provide a 2-year extension of FLREA through September 2022. The revenues collected by the Department of the Interior from these recreation fees—\$406 million in 2018—are an important source of funding to enhance the visitor experience through maintenance, operations, and improvements to recreation facilities on public lands.

**Bureau of Reclamation Title Transfer**—The Administration proposes legislation to better facilitate title transfer of Reclamation facilities to non-Federal entities when the transfers are beneficial to all parties. This proposal will allow local water managers to make their own decisions to improve water management at the local level, while allowing Reclamation to focus management efforts on projects with a greater Federal nexus.

**Cancel Southern Nevada Public Land Management Act Account Balances**—The budget proposes to cancel \$230.0 million in unobligated balances from the Southern Nevada Public Land Management Act (SNPLMA) program over a 3-year period. SNPLMA, enacted in 1998, authorizes the Bureau of Land Management to sell specified public lands around Las Vegas, NV, and retain the proceeds for capital improvements and various conservation, restoration, and recreational purposes in the State. The SNPLMA program is not proposed for elimination; the proposal will only reduce a portion of the more than \$536 million in remaining balances and will not affect any projects currently identified for support.

**EPAct Geothermal Payments to Counties**—The budget proposes to restore the disposition of Federal geothermal leasing revenues to the historical formula of 50 percent to the States and 50 percent to the U.S. Treasury by repealing Section 224(b) of the Energy Policy Act of 2005. That section changed the distribution to direct 50 percent to States, 25 percent to counties, and 25 percent to the Federal government. The 25 percent share for county payments is inconsistent with long-standing revenue sharing practices and reduces the return to Federal taxpayers from geothermal leases on Federal lands. The proposal is estimated to result in savings of \$40 million over 10 years.

# BUREAU HIGHLIGHTS



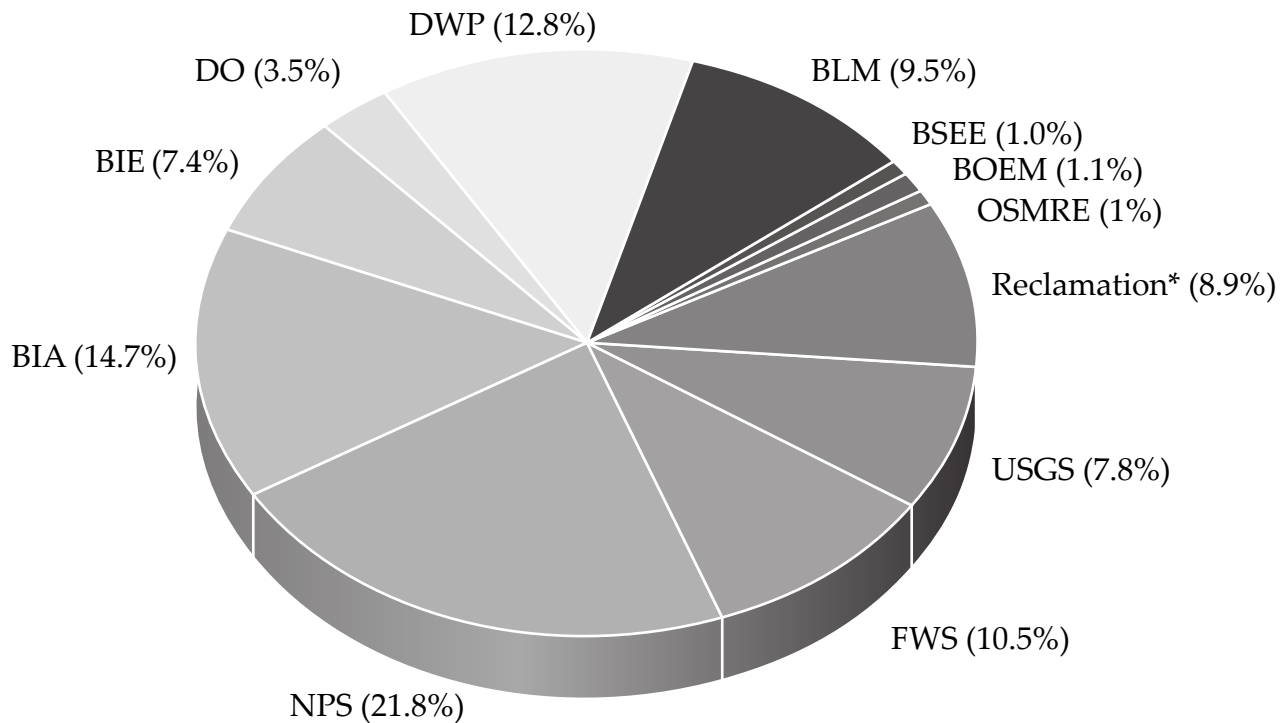




# BUREAU HIGHLIGHTS

This section summarizes the budget requests of the bureaus and offices of the Department. The graph below and the tables on the following pages show the allocation of the proposed 2020 budget authority to the bureaus and offices. Additional details on the Department’s budget authority can be found in Appendix A.

## FISCAL YEAR 2020 CURRENT APPROPRIATIONS



BLM	1,203	Reclamation*	1,120	NPS	2,742
BOEM	137	USGS	983	BIA	1,853
BSEE	130	FWS	1,328	BIE	936
OSMRE	122	(in millions of dollars)		DO	438
				DWP	1,608

\* Includes Central Utah Project Completion Act

## CURRENT BUDGET AUTHORITY BY BUREAU (in millions of dollars)

Bureau	2018 Actual	2019 CR	2020 Request	Change
<i>Current Budget Authority</i>				
Bureau of Land Management.....	1,345	1,348	1,203	-146
Bureau of Ocean Energy Management.....	119	121	137	+16
Bureau of Safety and Environmental Enforcement.....	130	133	130	-4
Office of Surface Mining Reclamation and Enforcement.....	256	255	122	-134
U.S. Geological Survey.....	1,191	1,148	983	-165
Fish and Wildlife Service.....	1,805	1,595	1,328	-267
National Park Service.....	3,460	3,202	2,742	-460
Bureau of Indian Affairs.....	3,084	3,116	1,853	-1,263
Bureau of Indian Education.....	0	0	936	+936
Departmental Offices				
Office of the Secretary.....	124	124	129	+5
Insular Affairs.....	227	100	84	-16
Office of the Solicitor.....	67	67	67	0
Office of Inspector General.....	54	51	52	+1
Office of the Special Trustee for American Indians.....	119	119	105	-14
<i>Subtotal, Departmental Offices.....</i>	<u>591</u>	<u>462</u>	<u>438</u>	<u>-24</u>
Department-wide Programs				
Payments in Lieu of Taxes.....	553	500	465	-35
Office of Natural Resources Revenue.....	138	138	147	+10
Central Hazardous Materials Fund.....	10	10	2	-8
Wildland Fire Management.....	998	948	920	-28
Natural Resource Damage Assessment & Restoration.....	8	8	5	-3
Working Capital Fund.....	62	62	69	+7
<i>Subtotal, Department-wide Programs.....</i>	<u>1,769</u>	<u>1,666</u>	<u>1,608</u>	<u>-58</u>
Bureau of Reclamation.....	1,470	1,571	1,110	-462
Central Utah Project Completion Act.....	11	15	10	-5
<b>Total Current Budget Authority.....</b>	<b><u>15,231</u></b>	<b><u>14,634</u></b>	<b><u>12,599</u></b>	<b><u>-2,035</u></b>
Adjustments for Mandatory Current Accounts.....	-58	-61	-58	+3
Adjustments for Discretionary Receipts Offsets.....	-72	-85	-78	+7
<b>Total Net Discretionary.....</b>	<b><u>15,101</u></b>	<b><u>14,488</u></b>	<b><u>12,464</u></b>	<b><u>-2,024</u></b>

**TOTAL BUDGET AUTHORITY BY BUREAU**  
(in millions of dollars)

Bureau	2018 Actual	2019 CR	2020 Request	Change
<b><i>Total Budget Authority</i></b>				
Bureau of Land Management.....	1,646	1,590	1,404	-186
Bureau of Ocean Energy Management.....	119	121	137	+16
Bureau of Safety and Environmental Enforcement.....	130	133	130	-4
Office of Surface Mining Reclamation and Enforcement.....	888	826	634	-192
U.S. Geological Survey.....	1,192	1,149	984	-165
Fish and Wildlife Service.....	3,266	2,958	2,812	-146
National Park Service.....	4,165	3,970	3,475	-495
Bureau of Indian Affairs.....	3,211	3,254	1,995	-1,259
Bureau of Indian Education.....	0	0	936	+936
Departmental Offices				
Office of the Secretary.....	1,897	3,814	4,876	+1,062
Insular Affairs.....	777	624	611	-13
Office of the Solicitor.....	67	67	67	0
Office of Inspector General.....	54	51	52	+1
Office of the Special Trustee for American Indians.....	219	261	252	-9
<i>Subtotal, Departmental Offices.....</i>	<u>3,012</u>	<u>4,817</u>	<u>5,858</u>	<u>+1,041</u>
National Indian Gaming Commission.....	19	20	24	+5
Department-wide Programs				
Payments in Lieu of Taxes.....	553	500	465	-35
Office of Natural Resources Revenue.....	138	138	147	+10
Central Hazardous Materials Fund.....	10	10	2	-8
Wildland Fire Management.....	998	948	920	-28
Natural Resource Damage Assessment & Restoration.....	328	620	617	-3
Working Capital Fund.....	62	62	69	+7
<i>Subtotal, Department-wide Programs.....</i>	<u>2,089</u>	<u>2,278</u>	<u>2,220</u>	<u>-58</u>
Bureau of Reclamation.....	1,555	1,683	1,540	-143
Central Utah Project Completion Act.....	11	17	18	+1
<b>Total Budget Authority.....</b>	<b><u>21,304</u></b>	<b><u>22,817</u></b>	<b><u>22,168</u></b>	<b><u>-649</u></b>





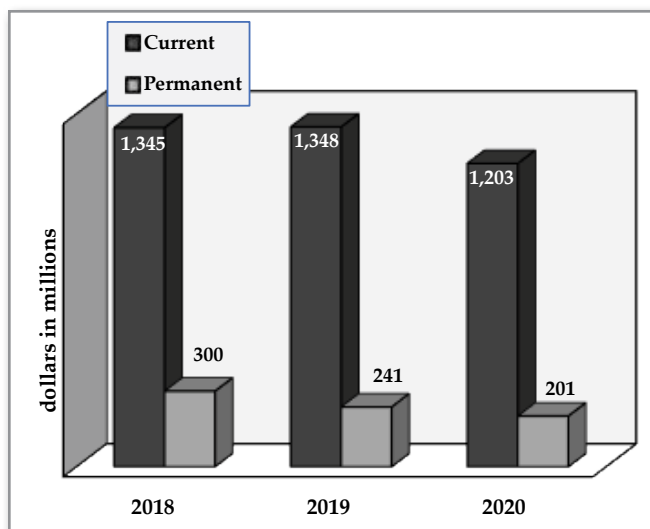
# BUREAU OF LAND MANAGEMENT

**Mission**—The Bureau of Land Management’s (BLM) mission is to sustain the health, diversity, and productivity of the public lands for the multiple use and enjoyment of present and future generations.

**Budget Overview**—The 2020 budget for current appropriations is \$1.2 billion. The budget proposes \$1.1 billion for the Management of Lands and Resources appropriation and \$107.0 million for the Oregon and California (O&C) Grant Lands appropriation—the two accounts that fund BLM operations. The BLM budget advances Presidential priorities related to economic growth, jobs, and energy. The 2020 budget promotes an “all of the above” domestic energy strategy, to secure America’s energy strength and generate revenues for Federal and State treasuries and local economies.

The budget advances the Administration’s active forest management reforms, including funds to increase timber production on public lands, which will also provide a vital stimulus to western Oregon. The devastating 2018 wildfire season highlighted the importance of active forest and rangeland management to improve the health of these landscapes, reduce the threat of catastrophic wildfire, and better support multiple use of the public lands. At the same time, the BLM budget includes resources to maintain land stewardship commitments through public lands and water conservation, expand access to outdoor recreation opportunities on Federal lands, fulfill trust responsibilities, ensure safety and security on public lands, reduce unnecessary regulatory burdens, and streamline BLM operations to better serve the American public. The 2020 budget proposes to restructure budget lines within

## BLM Funding



the Management of Lands and Resources account and the Oregon and California Grant Lands account to provide greater management flexibility and improve coordination of program activities. BLM estimates the budget will support staffing of 9,227 full-time equivalents in 2020.

**Management of Lands and Resources**—The 2020 budget prioritizes the Administration’s commitment to achieve American energy security and boost economic growth. The budget includes a total of \$198.4 million for Energy and Minerals Management. This includes a request of \$137.3 million for Oil and Gas Management and Inspection and Enforcement programs to maintain and strengthen overall program capacity, improve management, and expedite permitting to facilitate energy development. BLM will continue to ensure our Nation’s oil and gas resources are developed in an environmentally responsible manner that maximizes recovery, while minimizing waste and providing

## BUREAU OF LAND MANAGEMENT FACTS

- Established in 1946 through consolidation of the General Land Office and U.S. Grazing Service.
- Administers more land than any other Federal agency, managing and conserving resources for multiple use and sustained yield on more than 245 million surface acres of public land; those uses include energy and mineral development of conventional and renewable resources; timber production; domestic livestock grazing; outdoor recreation; rights-of-way; fish and wildlife conservation; and conservation of natural, historical, cultural, and other resources on public lands.
- Responsible for onshore subsurface mineral estate development on 700 million acres.
- Manages the National Conservation Lands, including 27 national monuments, 21 national conservation areas and similarly designated areas, and 224 wilderness areas.
- In 2018, over 10,000 employees and nearly 31,000 volunteers worked to conserve and protect the natural and cultural resources on the public lands and provide recreational and interpretative opportunities and programs.

a fair return for the taxpayer through accurate revenue collection. In 2020, BLM will continue to perform analyses, studies, and other planning necessary to support a lease sale in the 1002 Area of the Alaska North Slope, pursuant to P. L. 115-97. BLM will also continue development efforts in the National Petroleum Reserve-Alaska, including developing a new Integrated Activity Plan and associated Environmental Impact Statement for the area.

Under the National Defense Authorization Act of 2015, starting in fiscal year 2020, 100 percent of fees from processing applications for permits to drill are permanently appropriated. For the past 4 years, 15 percent of the fee revenues were subject to appropriation and requested in the budget. Accordingly, there is no need to request this additional fee revenue in the 2020 budget as it is already available for the program.

Under the Trump Administration, BLM has initiated efforts to improve the Coal and Other Mineral Resources Management programs to better ensure the availability of these important resources. The 2020 budget includes \$19.8 million for Coal Management and \$12.3 million for Other Mineral Resources Management to streamline program activities, expedite processing of applications, and facilitate more timely inspection and enforcement actions.

The Administration's commitment to a comprehensive "all of the above" energy strategy is further demonstrated with a \$29.1 million request for BLM's Renewable Energy program. The request continues BLM's timely processing of leasing and development applications for geothermal energy, and rights-of-way (ROW) and leasing applications for wind and solar energy and transmission lines connecting to renewable energy-related projects.

The BLM budget supports the Administration's emphasis and new legislative proposals on active forest health management reforms. The 2020 budget for the Oregon and California Grant Lands programs totals \$107.0 million, with \$97.0 million for forest management and timber activities. The investments made in 2020 will result in a projected output in 2021 of 280 million board feet (MMBF) of timber offered for sale, which exceeds the full implementation target of 278 MMBF in the 2016 Western Oregon Resource Management Plans. Estimated timber output in 2020 is 260 MMBF, up from 242 MMBF in 2019 and 226 MMBF in 2018, reflecting BLM's commitment to advance timber production and forest health. The budget also includes \$10.2 million for the Public Domain Forest Management program. In 2020, the program will prioritize active forest management, including forest thinning to increase resilience to wildfire, insects, disease, and drought, and support timber harvests and biomass utilization.

BLM proposes the same changes to its budget structure as were proposed in the 2019 President's budget, which will provide greater flexibility, foster more integrated programs, facilitate strategic program planning and investment decisions, and help achieve cost efficiencies in BLM operations. The proposed restructuring will help BLM better leverage resources to achieve its critical and highest priority mission responsibilities.

The proposed budget structure would establish a new Wildlife and Aquatic Habitat Management activity with two subactivities, Wildlife Habitat Management and Aquatic Habitat Management. The new activity will combine the existing Riparian Management, Wildlife Management, Fisheries Management, and Threatened and Endangered Species Management programs. As part of the proposed restructure, the existing Soil, Water, and Air Management subactivity will be divided, with part of its funding being transferred to the new Aquatic Habitat Management subactivity and part of it transferred to the existing Rangeland Management program.

The budget includes \$81.8 million for the new Wildlife Habitat Management subactivity, which includes \$70.1 million from the existing Wildlife Management program, \$11.1 million from the Threatened and Endangered Species Management program, and fixed costs. The funds will focus on the highest priority wildlife habitat conservation and restoration efforts, habitat and wildlife population inventories and monitoring, and projects supporting wildlife management, public outreach, and collaboration with State agencies.

The budget includes \$36.7 million for the new Aquatic Habitat Management subactivity, which includes \$16.3 million from the existing Riparian Management program, \$11.1 million from the Fisheries Management program, \$10.0 million in water resources-related funding from the Soil, Water, and Air Management program, and fixed costs. These funds will focus on the highest priority assessment activities and habitat restoration projects.

The restructure proposes to better manage BLM's

rangeland resources by merging \$10.0 million from the soil resources component of the Soil, Water, and Air Management program with the Rangeland Management program. Combining these activities facilitates a more integrated approach to managing the Federal rangeland and helps ensure needed resources can be more effectively and efficiently directed toward the highest priority permit renewals. The budget request provides \$92.0 million for the new Rangeland Management program. To better leverage resources and focus funding on more complex grazing permit processing requirements, BLM will continue to use the authority provided under section 402(c) of the Federal Land Policy and Management Act, which allows expiring permits to be renewed without being fully processed. BLM will also continue efforts to improve and streamline grazing permit processing to achieve greater efficiencies and service to permittees while striving to meet land condition objectives. BLM plans to continue or expand recent demonstration projects using Outcome Based Grazing Authorizations.

Within the Resource Protection and Maintenance activity, the budget proposes to combine the Abandoned Mine Lands and Hazardous Materials Management programs into a new subactivity. The consolidation benefits BLM by organizing similar programs through integration, providing for effective and efficient use of funds and staff with complementary knowledge, skills, and abilities. The budget proposes \$31.4 million for the new Abandoned Mine Lands and Hazardous Materials Management subactivity to continue remediating and securing the highest priority AML sites, inventory and monitoring activities, compliance with Federal and State environmental regulations related to hazardous material and waste sites, and maintenance and promotion of sustainable organizational practices.

The budget includes \$75.7 million for the Wild Horse and Burro Management program. In 2020, the Wild Horse and Burro program will strive to better control animal population growth on the range. BLM will continue the use of contraceptives and sterilization of animals before returning them to the range. BLM will also continue working with

the scientific community to better refine its population growth suppression methods and overall herd management techniques, and will pursue adoptions and sales, including adoption incentives.

The budget proposes \$16.9 million for Wilderness Management to support the protection and conservation of wilderness and wilderness study areas through monitoring, overseeing public use, and managing invasive weeds in these areas. BLM will support opportunities to maintain and increase public access to these areas for grazing and recreation, including access to world-class hunting and fishing areas. The budget proposes \$54.8 million for Recreation Resources Management to continue to meet public demand for access to a wide array of recreation opportunities on BLM lands, particularly the need for visitor services at the highest visitation sites. It includes \$1.0 million to partner with States to protect recreational opportunities from the impact of invasive mussels in the Colorado River Basin. The budget includes \$37.1 million for National Monuments and National Conservation Areas programs to protect Presidentially designated historic landmarks, historic and prehistoric structures, and other objects of historic or scientific interest on the public lands. These funds will also support outstanding recreational opportunities and public access for hunting, fishing, and other uses.

The budget proposes \$22.2 million for the Alaska Conveyance and Lands program to focus on priority surveys and land titles. BLM is using its Direct Point Positioning System survey method and other technologies to conduct cost-efficient surveys to help accelerate the pace of land delineations. The budget proposes \$51.3 million for the Cadastral, Lands and Realty Management program to perform cadastral surveys, manage ROWs, and support land exchanges, among other activities. In 2020, BLM will continue efforts to streamline ROW processing by administering national ROW applications more efficiently. BLM will emphasize ROW actions and cadastral services advancing energy activities and economic development. As part of this effort, BLM will continue to play an important role in planning for broadband infrastructure,

energy corridors, and siting transmission facilities.

The budget proposes \$52.1 million for the Resource Management Planning, Assessment and Monitoring program. The program will emphasize new resource management plans that support Administration priorities including energy and infrastructure development; evaluating land use plan effectiveness; and, streamlining planning and National Environmental Policy Act processes. The request includes \$26.6 million for Resource Protection and Law Enforcement. BLM will continue to work closely with State and local law enforcement officers to coordinate efforts and maximize program effectiveness. This includes work with cooperating agencies to combat illegal marijuana cultivation on public lands. BLM law enforcement will also continue partnerships with Federal, State, and county agencies to combat illegal smuggling, destruction of natural resources on public lands, and threats on the southern border. The budget also includes \$15.6 million for Cultural Resources Management to support the inventory, protection, and stabilization of BLM's cultural sites. The program will also continue to provide support and guidance on consultation with Indian Tribes and to other BLM programs.

The budget proposes \$93.3 million for the Transportation and Facilities Maintenance program to address maintenance and infrastructure needs to protect employee and visitor safety, resource values, and public investments. The request includes \$53.8 million to address Deferred Maintenance and Capital Improvements and \$39.5 million to meet Annual Maintenance and Operations Costs. BLM will address its priority facility and infrastructure maintenance backlog, including recreation-related projects that will directly expand access to recreation activities and facilitate greater access to BLM lands. Funding in the Oregon and California program also includes \$9.6 million for Annual Maintenance and Operations.

The budget proposes \$179.6 million for Workforce and Organizational Support. The request for Administrative Support includes \$7.7 million BLM's costs associated with implementing the Depart-



ment's reorganization plan. This funding supports establishing and implementing Interior's 12 unified regions, relocation of resources closer to customers, and the implementation of shared service solutions.

The request for Workforce and Organizational Support includes \$93.2 million for Bureau-wide Fixed Costs. BLM will continue its efforts to increase efficiencies in managing operational costs, including reducing its building footprint of current lease obligations. The request also includes \$26.1 million for Information Technology Management. The budget proposes that beginning in 2020, this program will help assume responsibilities of the O&C Information and Resource Data System program.

**Oregon and California Grant Lands**—The budget includes a total of \$107.0 million for O&C Grant Lands activities. This includes \$97.0 million for a new budget activity consolidating the five current

natural resource subactivities. The 2020 budget proposes this change to simplify the O&C Grant Lands account, provide greater management flexibility, and improve overall program efficiency. The budget proposes to consolidate the existing Western Oregon Resources Management and Western Oregon National Landscape Conservation System budget activities into a single O&C Grant Lands Management budget activity. The budget also includes \$9.6 million for Annual Maintenance and Operations in the O&C program.

**Land Acquisition**—The 2020 budget does not request land acquisition funding and instead focuses resources on the protection and management of existing lands and assets. The budget proposes to cancel \$10.0 million in prior year balances, for a net 2020 request of -\$10.0 million.

**Fixed Costs**—Fixed costs of \$10.6 million are fully funded.

**SUMMARY OF BUREAU APPROPRIATIONS**  
(all dollar amounts in thousands)

*Comparison of 2020 Request with 2019 CR*

	2019 CR		2020 Request		Change	
	FTE	Amount	FTE	Amount	FTE	Amount
<b>Current</b>						
Management of Lands and Resources .....	5,127	1,183,043	4,871	1,075,734	-256	-107,309
Land Acquisition <sup>1/</sup> .....	7	24,916	0	-10,000	-7	-34,916
Oregon and California Grant Lands.....	668	106,985	668	106,985	0	0
Range Improvements.....	29	9,380	29	10,000	0	+620
Service Charges, Deposits, and Forfeitures ( <i>indefinite</i> ) ...	147	25,850	147	27,470	0	+1,620
Minus SCDF Offset.....	0	-25,850	0	-27,470	0	-1,620
Miscellaneous Trust Funds ( <i>indefinite</i> ) .....	85	24,000	85	19,890	0	-4,110
Subtotal, Current .....	6,063	1,348,324	5,800	1,202,609	-263	-145,715
<b>Permanent and Trust</b>						
Working Capital Fund.....	25	0	25	0	0	0
Miscellaneous Permanent Payment Accounts .....	3	48,638	3	42,765	0	-5,873
<b>Permanent Operating Funds</b>						
Expenses, Road Maintenance Deposits.....	12	3,170	12	3,170	0	0
Forest Ecosystem Health and Recovery Fund.....	44	6,067	44	7,858	0	+1,791
Lincoln County Land Sales .....	6	871	6	1,250	0	+379
NPR-2 Lease Revenue Account .....	0	5	0	5	0	0
Operations and Maintenance of Quarters.....	1	750	1	750	0	0
Oil and Gas Permit Processing Improvement Fund..	225	44,789	279	53,094	+54	+8,305
Recreation Enhancement Act, BLM .....	101	25,491	101	29,674	0	+4,183
Southern Nevada Public Land Management .....	41	100,302	41	56,475	0	-43,827
Stewardship Contract Excess Receipts .....	0	19	0	51	0	+32
Timber Sale Pipeline Restoration .....	27	4,915	27	4,487	0	-428
Washington County, Utah Land						
Acquisition Account.....	0	360	0	24	0	-336
White Pine County Special Account,						
85% Federal Share.....	0	407	0	27	0	-380
Subtotal, Permanent Operating Funds .....	457	187,146	511	156,865	+54	-30,281
Abandoned Well Remediation Fund.....	2	3,752	2	0	0	-3,752
Miscellaneous Trust Funds ( <i>indefinite</i> ) .....	0	1,650	0	1,650	0	0
Helium Fund.....	60	20,000	60	26,000	0	+6,000
Offsetting Collections.....	0	-20,000	0	-26,000	0	-6,000
Subtotal, Permanent and Trust.....	547	241,186	601	201,280	+54	-39,906
<b>Allocation and Reimbursable</b>						
Allocation .....	2,386	0	2,368	0	-18	0
Reimbursable .....	458	0	458	0	0	0
Subtotal, Allocation and Reimbursable.....	2,844	0	2,826	0	-18	0
<b>TOTAL, BUREAU OF LAND MANAGEMENT.....</b>	<b>9,454</b>	<b>1,589,510</b>	<b>9,227</b>	<b>1,403,889</b>	<b>-227</b>	<b>-185,621</b>

<sup>1/</sup> The 2020 request for the Land Acquisition Account reflects a \$10.0 million cancellation in prior year balances.

## **HIGHLIGHTS OF BUDGET CHANGES**

*By Appropriation Activity/Subactivity*

### **APPROPRIATION: Management of Lands and Resources**

	2018 Actual	2019 CR	2020 Request	Change
Land Resources				
Soil, Water, and Air Management				
<i>(old structure)</i> .....	43,609	43,609	0	-43,609
Rangeland Management .....	81,000	81,000	92,031	+11,031
Public Domain Forest Management .....	10,135	10,135	10,241	+106
Riparian Management <i>(old structure)</i> .....	21,321	21,321	0	-21,321
Cultural Resources Management .....	17,131	17,131	15,585	-1,546
Wild Horse and Burro Management .....	75,000	75,000	75,745	+745
Subtotal, Land Resources .....	248,196	248,196	193,602	-54,594
Wildlife and Fisheries Management				
<i>(old structure)</i>				
Fisheries Management .....	12,530	12,530	0	-12,530
Wildlife Management .....	103,281	103,281	0	-103,281
Subtotal, Wildlife and Fisheries				
Management .....	115,811	115,811	0	-115,811
Threatened and Endangered				
Species Management <i>(old structure)</i> .....	21,567	21,567	0	-21,567
Wildlife and Aquatic Habitat Management				
<i>(new structure)</i>				
Wildlife Habitat Management .....	[124,848]	[124,848]	81,753	+81,753
Aquatic Habitat Management .....	[43,851]	[43,851]	36,679	+36,679
Subtotal, Wildlife and Aquatic				
Habitat Management .....	[168,699]	[168,699]	118,432	+118,432
Recreation Management				
Wilderness Management .....	18,264	18,264	16,901	-1,363
Recreation Resources Management .....	54,465	54,465	54,828	+363
Subtotal, Recreation Management .....	72,729	72,729	71,729	-1,000
Energy and Minerals Management				
Oil and Gas Management .....	85,947	85,947	88,325	+2,378
Oil and Gas Permit Processing .....	7,365	7,365	0	-7,365
Oil and Gas Inspection/Enforcement .....	48,385	48,385	48,925	+540
Subtotal, Oil and Gas Program .....	141,697	141,697	137,250	-4,447
Coal Management	11,868	11,868	19,751	+7,883
Other Mineral Resources Management ...	12,043	12,043	12,303	+260
Renewable Energy .....	28,320	28,320	29,061	+741
Subtotal, Energy and Minerals Mgmt ..	193,928	193,928	198,365	+4,437
Realty and Ownership Management				
Alaska Conveyance .....	22,000	22,000	22,152	+152
Cadastral, Land and Realty Mgmt .....	52,480	52,480	51,328	-1,152
Subtotal, Realty and Ownership Mgmt	74,480	74,480	73,480	-1,000

**APPROPRIATION: Management of Lands and Resources** (continued)

	2018 Actual	2019 CR	2020 Request	Change
Communication Site Management				
Communication Site Management .....	2,000	2,000	2,000	0
Offsetting Collections -				
Communication Site Management .....	-2,000	-2,000	-2,000	0
Subtotal, Communication Site Management.....	0	0	0	0
Resource Protection and Maintenance				
Resource Management Planning .....	60,125	60,125	52,125	-8,000
Abandoned Mine Lands (old structure) .....	20,036	20,036	0	-20,036
Resource Protection and				
Law Enforcement.....	27,616	27,616	26,616	-1,000
Hazardous Materials Management (old structure) .....	15,463	15,463	0	-15,463
Abandoned Mine Lands and Hazardous Materials Management (new structure)...	[35,499]	[35,499]	31,370	+31,370
Subtotal, Resource Protection and Maintenance .....	123,240	123,240	110,111	-13,129
Transportation and Facilities Maintenance				
Deferred Maintenance and				
Capital Improvements .....	79,201	79,201	53,826	-25,375
Annual Maintenance and				
Operations Cost .....	39,125	39,125	39,500	+375
Subtotal, Transportation and Facilities Maintenance.....	118,326	118,326	93,326	-25,000
National Monuments and				
National Conservation Areas .....	36,819	36,819	37,112	+293
Workforce and Organizational Support				
Information Technology Management.....	26,077	26,077	26,077	0
Administrative Support .....	58,694	58,694	60,339	+1,645
Bureau-wide Fixed Costs .....	93,176	93,176	93,161	-15
Subtotal, Workforce and Organizational Support .....	177,947	177,947	179,577	+1,630
Mining Law Administration				
Mining Law Administration.....	39,696	39,696	39,696	0
Offsetting Collections -				
Mining Law Administration.....	-39,696	-39,696	-39,696	0
Subtotal, Mining Law Administration ..	0	0	0	0
TOTAL APPROPRIATION .....	1,183,043	1,183,043	1,075,734	-107,309

**APPROPRIATION: Management of Lands and Resources** (continued)

*Detail of Budget Changes*

	2020 Change from 2019 CR		2020 Change from 2019 CR
TOTAL APPROPRIATION	-107,309		
Land Resources .....	-54,594	Wildlife and Aquatic Habitat Management	
Soil, Water, and Air Management		<i>(new structure)</i> .....	+118,432
<i>(old structure)</i> .....	-43,609	Wildlife Habitat Management	
Transfer Soil Programs to		<i>(new structure)</i> .....	+81,753
Rangeland Management .....	-10,000	Transfer from Threatened and	
Transfer Water Programs to		Endangered Species Management ....	+11,097
Aquatic Habitat Management .....	-10,000	Transfer from Wildlife Management ....	+70,057
Climate Change Program .....	-15,000	Focus Activities on High Priority	
Delegate Air Component Activities .....	-8,609	Habitat Projects .....	-313
Rangeland Management .....	+11,031	Fixed Costs .....	+912
Transfer Soil Programs from Soil, Water,		Aquatic Habitat Management	
and Air Management .....	+10,000	<i>(new structure)</i> .....	+36,679
Prioritize Activities Such as Permit		Transfer from Fisheries Management ..	+11,103
Processing .....	+114	Transfer from Riparian Management...	+16,285
Fixed Costs .....	+917	Transfer Water Programs from Soil,	
Public Domain Forest Management .....	+106	Water, and Air Management .....	+10,000
Fixed Costs .....	+106	Inventory, Monitoring, and Restoration	
Riparian Management <i>(old structure)</i> .....	-21,321	Projects .....	-1,129
Transfer Program to Aquatic		Fixed Costs .....	+420
Habitat Management .....	-16,285	Recreation Management .....	-1,000
Focus Activities on Highest Priorities		Wilderness Management .....	-1,363
Including Assessments/Restoration ..	-5,036	Focus Activities on Highest Priorities ..	-1,495
Cultural Resources Management .....	-1,546	Fixed Costs .....	+132
Focus Activities on Highest Priorities ..	-1,718	Recreation Resources Management .....	+363
Fixed Costs .....	+172	Watercraft Decontamination at Lake	
Wild Horse and Burro Management .....	+745	Havasu .....	+1,000
Fixed Costs .....	+745	Focus on Higher Priorities Including	
Wildlife and Fisheries Management		Hunting, Fishing and Public Access ..	-1,231
<i>(old structure)</i> .....	-115,811	Fixed Costs .....	+594
Fisheries Management <i>(old structure)</i> .....	-12,530	Energy and Minerals Management .....	+4,437
Transfer Program to Aquatic		Oil and Gas Management .....	+2,378
Habitat Management .....	-11,103	Expedite Oil and Gas Permitting .....	+1,386
Focus Activities on High Priority		Fixed Costs .....	+992
Habitat Projects .....	-1,427	Oil and Gas Permit Processing .....	-7,365
Wildlife Management <i>(old structure)</i> .....	-103,281	Funding Converts to Permanent	
Transfer Program to Wildlife		Appropriations in 2020 .....	-7,365
Habitat Management .....	-70,057	Oil and Gas Inspection and Enforcement	+540
Focus on High Priority Restoration		Fixed Costs .....	+540
Projects .....	-9,824	Coal Management .....	+7,883
Sagebrush Conservation		Improve Leasing, Permitting, and	
Implementation Strategy .....	-23,400	Inspection Capacity and Processes ....	+7,665
Threatened and Endangered Species		Fixed Costs .....	+218
Management <i>(old structure)</i> .....	-21,567	Other Mineral Resources Management ...	+260
Threatened and Endangered Species		Increase Program Capacity to	
Management <i>(old structure)</i> .....	-21,567	Meet Demand .....	+124
Transfer Program to Wildlife		Fixed Costs .....	+136
Habitat Management .....	-11,097	Renewable Energy .....	+741
Continue High Priority Preemptive		Activities Such as Processing ROW .....	+562
Actions .....	-10,470	Fixed Costs .....	+179

**APPROPRIATION: Management of Lands and Resources** (continued)

	<u>2020 Change from 2019 CR</u>		<u>2020 Change from 2019 CR</u>
Realty and Ownership Management .....	-1,000	Transportation and Facilities Maintenance..	-25,000
Alaska Conveyance .....	+152	Deferred Maintenance and	
Fixed Costs .....	+152	Capital Improvements .....	-25,375
Cadastral, Land and Realty Management	-1,152	Focus on Higher Priority Projects .....	-25,653
Lower Priority Surveys, Land		Fixed Costs .....	+278
Exchanges, and Other Activities.....	-1,691	Annual Maintenance and	
Fixed Costs .....	+539	Operations Cost .....	+375
		Fixed Costs .....	+375
Resource Protection and Maintenance.....	-13,129		
Resource Management Planning .....	-8,000	Workforce and Organizational Support .....	+1,630
Focus on High Priority Planning.....	-8,403	Information Technology Management.....	0
Fixed Costs .....	+403	Efficiencies and Productivity	
Abandoned Mine Lands		Improvements .....	-264
<i>(old structure)</i> .....	-20,036	Fixed Costs .....	+264
Transfer to Abandoned Mines and		Administrative Support .....	+1,645
Hazardous Materials Management...	-20,036	Implement Departmental	
Resource Protection and Law		Reorganization .....	+7,700
Enforcement .....	-1,000	Efficiencies and Productivity	
Focus on High Visitation Areas .....	-1,270	Improvements .....	-6,580
Fixed Costs .....	+270	Fixed Costs .....	+525
Hazardous Materials Management		Bureau-wide Fixed Costs .....	-15
<i>(old structure)</i> .....	-15,463	Efficiencies .....	-1,092
Transfer to Abandoned Mines and		Fixed Costs .....	+1,077
Hazardous Materials Management...	-15,463		
Abandoned Mine Lands and Hazardous		National Monuments and	
Materials Mgmt <i>(new structure)</i> .....	+31,370	National Conservation Areas .....	+293
Transfer from Abandoned Mine Lands	+20,036	Fixed Costs .....	+293
Transfer from Hazardous			
Materials Management .....	+15,463	Subtotals for Changes Across	
Focus Activities on Highest Priorities ..	-4,277	Multiple Subactivities	
Fixed Costs .....	+148	Fixed Costs .....	[+10,387]

**APPROPRIATION: Land Acquisition**

	2018 Actual	2019 CR	2020 Request	Change
Acquisition Management.....	2,000	2,000	0	-2,000
Inholdings, Emergencies, and Hardships ...	1,616	1,616	0	-1,616
Land Acquisition.....	13,300	13,300	0	-13,300
Recreational Access.....	8,000	8,000	0	-8,000
TOTAL APPROPRIATION <i>(w/o cancellation)</i> ..	24,916	24,916	0	-24,916
Cancellation of Prior Year BA.....	0	0	-10,000	-10,000
TOTAL APPROPRIATION <i>(w/ cancellation)</i> ...	24,916	24,916	-10,000	-34,916

***Detail of Budget Changes***

	<u>2020 Change from 2019 CR</u>
TOTAL APPROPRIATION <i>(w/cancellation)</i> ....	-34,916
TOTAL APPROPRIATION <i>(w/o cancellation)</i> ..	-24,916
Land Acquisition.....	-13,300
Inholdings, Emergencies, and Hardships ...	-1,616
Recreational Access.....	-8,000
Acquisition Management.....	-2,000
Cancellation of Prior Year BA.....	-10,000

**APPROPRIATION: Oregon and California Grant Lands**

	2018 Actual	2019 CR	2020 Request	Change
Western Oregon Construction and Acquisition .....	335	335	336	+1
Western Oregon Information and Data Systems .....	1,798	1,798	0	-1,798
Western Oregon National Landscape Conservation System ( <i>old structure</i> ) .....	779	779	0	-779
O&C Grant Lands Management ( <i>new structure</i> ) .....	[95,224]	[95,224]	97,007	+97,007
Western Oregon Resources Management ( <i>old structure</i> ) .....	94,445	94,445	0	-94,445
Western Oregon Transportation and Facilities Maintenance .....	9,628	9,628	9,642	+14
<b>TOTAL APPROPRIATION .....</b>	<b>106,985</b>	<b>106,985</b>	<b>106,985</b>	<b>0</b>

*Detail of Budget Changes*

	2020 Change from 2019 CR		2020 Change from 2019 CR
TOTAL APPROPRIATION .....	0		
O&C Grant Lands Management ( <i>new structure</i> ) .....	+97,007	Western Oregon Transportation and Facilities Maintenance .....	+14
Transfer from Western Oregon Resources Management .....	+94,445	Annual Maintenance and Operations .....	+14
Transfer from Western Oregon National Monuments and National Conservation Areas .....	+779	Fixed Costs .....	+14
Prepare and Manage Timber Sales .....	+1,588	Western Oregon Construction and Acquisition .....	+1
Fixed Costs .....	+195	Fixed Costs .....	+1
Western Oregon Resources Management ( <i>old structure</i> ) .....	-94,445	National Conservation Lands ( <i>old structure</i> )..	-779
Forest Management - Transfer to O&C Grant Lands Management .....	-32,942	Transfer to O&C Grant Lands Management .....	-779
Other Forest Resources Management Transfer to O&C Grant Lands Management .....	-33,495	Subtotals for Changes Across Multiple Subactivities	
Reforestation and Forest Development Transfer to O&C Grant Lands Management .....	-24,023	Fixed Costs .....	[+210]
Resource Management Planning Transfer to O&C Grant Lands Management .....	-3,985		
Western Oregon Information and Data Systems .....	-1,798		
Information and Resource Data Systems ..	-1,798		
Delegate Program Activities .....	-1,798		



**APPROPRIATION: Range Improvements**

	2018 Actual	2019 CR	2020 Request	Change
TOTAL APPROPRIATION .....	9,340	9,380	10,000	+620

**APPROPRIATION: Service Charges, Deposits, and Forfeitures**

	2018 Actual	2019 CR	2020 Request	Change
Adopt-a-Horse Program .....	593	510	550	+40
Commercial Film and Photography Fees ....	240	290	290	0
Copy Fee Account .....	700	760	3,800	+3,040
Cost Recoverable Realty Cases.....	1,139	1,000	1,000	0
Energy and Minerals Cost Recovery .....	3,824	2,900	3,000	+100
Recreation Cost Recovery .....	3,676	2,980	3,000	+20
Repair of Damaged Lands .....	4,114	3,910	3,910	0
Rights-of-Way Processing .....	13,591	9,900	11,100	+1,200
Timber Purchaser Expenses.....	238	100	100	0
Trans Alaska Pipeline .....	3,083	3,500	720	-2,780
TOTAL APPROPRIATION (w/o oc).....	31,198	25,850	27,470	+1,620
<i>Offsetting Collections - Service Charges,</i>				
<i>Deposits, and Forfeitures .....</i>	-31,198	-25,850	-27,470	-1,620
TOTAL APPROPRIATION (w/ oc) .....	0	0	0	0

**APPROPRIATION: Miscellaneous Trust Funds**

	2018 Actual	2019 CR	2020 Request	Change
TOTAL APPROPRIATION .....	21,204	24,000	19,890	-4,110





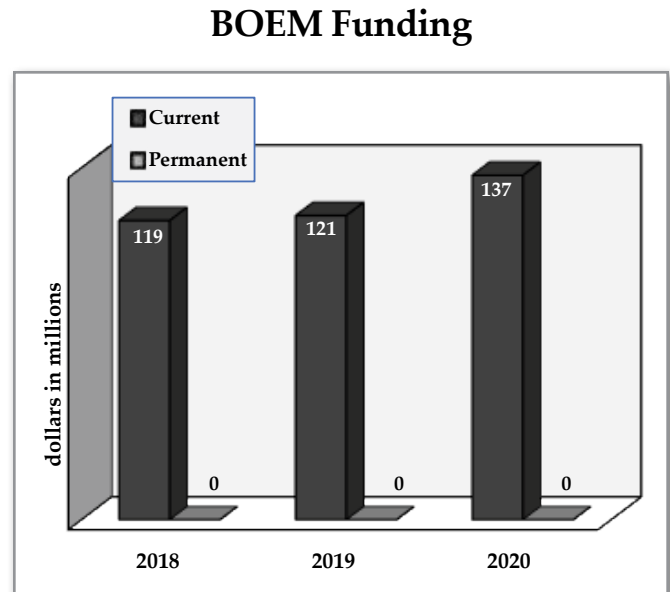
# BUREAU OF OCEAN ENERGY MANAGEMENT

**Mission**—The Bureau of Ocean Energy Management (BOEM) manages development of the Nation’s offshore energy and mineral resources in an environmentally and economically responsible way.

**Budget Overview**—The 2020 budget includes \$193.4 million for BOEM programs, including \$136.9 million in current appropriations and \$56.5 million in offsetting collections from offshore rental receipts and other cost recoveries. BOEM estimates staffing will total 609 full-time equivalents in 2020.

**Energy**—BOEM manages development of the Nation’s offshore energy and mineral resources. The bureau conducts offshore leasing, inventories of oil and gas reserves, resource and economic evaluation, review and administration of oil and gas exploration and development plans, geological and geophysical permitting, risk management and financial assurance, conveyance of sand and gravel resources, renewable energy development, National Environmental Policy Act analysis, and environmental studies. BOEM plays a key role in achieving the Nation’s energy strategy by promoting energy security, environmental protection, and economic development through responsible, science-informed management of offshore conventional and renewable energy and mineral resources.

BOEM carries out these responsibilities while ensuring U.S. taxpayers receive fair market value for Outer Continental Shelf (OCS) lease activity and balancing the energy demands and mineral needs of the Nation with the protection of the human, marine, and coastal environments. As reflected in the 2020 budget, the 2019–2024 National OCS Oil



and Gas Leasing Program (National OCS Program) and its environmental component are priorities for the Department, advancing the Administration’s goal to ensure environmentally and economically responsible development of domestic energy resources.

**Ocean Energy Management**—The budget includes a total of \$193.4 million for BOEM’s ocean energy management activities, including renewable, conventional, environmental, and marine mineral activities. This represents BOEM’s entire program for the leasing and management of the Nation’s offshore energy and mineral resources.

The 2020 budget proposes \$64.1 million for conventional energy development. These funds support high priority offshore oil and gas development activities, including leasing, plan administration, economic analyses, and resource evaluation. The budget continues to support the implementation

## BUREAU OF OCEAN ENERGY MANAGEMENT FACTS

- BOEM plays an important role in advancing the Administration's comprehensive approach to expanding environmentally and fiscally responsible development of domestic energy resources as part of a broad effort to secure the Nation's energy future, benefit the economy, and create jobs.
- As of February 1, 2019, BOEM manages about 2,623 active oil and gas leases on over 13.8 million OCS acres. In 2018, conventional energy generated \$106 million in rent, \$229 million in bonuses, and \$4.3 billion in royalties from production.
- Offshore Federal production in 2018 reached approximately 619 million barrels of oil (a record high) and 0.97 trillion cubic feet of gas, almost all of which was produced in the Gulf of Mexico. This accounted for about 16 percent of all domestic oil production and 3 percent of domestic natural gas production.
- In 2018, \$4 million in rent payments were collected on OCS renewable energy leases, and BOEM estimates annual rent payments to increase in 2019 to over \$5 million per year. To date, BOEM has generated over \$473 million in bonus bids from renewable energy lease sales it has conducted through the competitive leasing process.
- As part of its mandate to manage offshore resources, BOEM oversees the conveyance of OCS marine minerals, including sand and gravel resources used for coastal resilience projects.

of the 2019–2024 National OCS Program. These resources will enable BOEM to support the expanded leasing program within Alaska and the expected increase in exploration and development activities, fair market value tools, and coordination and implementation of offshore leasing strategies.

Another tenet of BOEM's mandate to manage offshore resources includes the conveyance of OCS marine minerals. The 2020 budget emphasizes the importance of BOEM's work in this area by proposing a new Marine Minerals budget activity line, funded at \$5.7 million. Marine minerals are used for beach nourishment and coastal restoration and resilience activities and result in the restoration of hundreds of miles of the Nation's coastline, protecting billions of dollars of infrastructure and important ecological habitat. As of February 1, 2019, BOEM has conveyed the rights to more than 147 million cubic yards of OCS sediment by executing 54 leases for projects in 8 States that have restored more than 321 miles of coastline. Although still a nascent component of BOEM's marine minerals activities, BOEM seeks funding in 2020 to initiate an OCS Critical Mineral Inventory to assess the Nation's supply of critical minerals important to U.S. advancements in manufacturing and technology.

The Energy Policy Act of 2005 authorizes the Department to grant leases, easements, or rights-of-way for activities on the OCS that produce or support production, transportation, or transmission of energy from renewable sources. The 2020 budget requests \$21.3 million for renewable energy activities, including permitting for the siting and construction of offshore wind farms on the OCS and other forms of renewable energy such as wave and current energy.

In 2020, BOEM will continue to advance renewable energy through an aggressive leasing program and streamlined permitting and National Environmental Policy Act processes. BOEM continues to support renewable energy development spurred by the renewable energy goals of Coastal States. To date, BOEM has conducted 8 competitive wind energy lease sales for areas offshore the Atlantic coast and has issued 16 commercial wind energy leases. Included in this total are the three Massachusetts commercial leases from BOEM's December 13, 2018 lease sale, which resulted in \$405.1 million in bonus bid revenue. BOEM is in the planning stages to identify additional potential lease areas offshore California, Hawaii, New Jersey, New York, North Carolina, and South Carolina.

Foundational to BOEM’s renewable and conventional energy efforts are its Environmental Programs, for which the 2020 budget requests \$85.1 million. These funds support scientific research needed to inform policy decisions regarding energy and mineral development on the OCS. This focus on environmental science ensures the transparent and accessible integration of applied science with BOEM’s environmental analyses in support of programmatic decisions. As noted above, the 2020 request for Environmental Programs continues to support the 2019–2024 National OCS Program. These additional resources will enable BOEM to

conduct the necessary programmatic environmental analyses, outreach and coordination with stakeholders, and to fund environmental studies and assessments specific to the planning areas under consideration.

The budget also provides \$17.1 million for Executive Direction for Bureau-wide leadership, direction, management, coordination, communications strategies, outreach, and regulatory development.

**Fixed Costs**—Fixed costs of \$1.0 million are fully funded.

**SUMMARY OF BUREAU APPROPRIATIONS**  
(all dollar amounts in thousands)

*Comparison of 2020 Request with 2019 CR*

	2019 CR		2020 Request		Change	
	FTE	Amount	FTE	Amount	FTE	Amount
Current						
Ocean Energy Management.....	562	121,184	609	136,929	+47	+15,745
Subtotal, Current .....	562	121,184	609	136,929	+47	+15,745
Offsetting Collections .....	0	49,816	0	56,497	0	+6,681
<b>TOTAL, BUREAU OF OCEAN ENERGY</b>						
<b>MANAGEMENT (w/ offsetting collections).....</b>	<b>562</b>	<b>171,000</b>	<b>609</b>	<b>193,426</b>	<b>+47</b>	<b>+22,426</b>

## HIGHLIGHTS OF BUDGET CHANGES

*By Appropriation Activity/Subactivity*

### APPROPRIATION: Ocean Energy Management

	2018 Actual	2019 CR	2020 Request	Change
Renewable Energy				
Appropriation.....	14,601	17,135	15,384	-1,751
Offsetting Collections.....	7,075	4,541	5,941	+1,400
Subtotal, Renewable Energy .....	21,676	21,676	21,325	-351
Conventional Energy				
Appropriation.....	51,306	48,611	51,561	+2,950
Offsetting Collections.....	6,817	9,512	12,562	+3,050
Subtotal, Conventional Energy.....	58,123	58,123	64,123	+6,000
Environmental Programs				
Appropriation.....	38,525	42,316	51,911	+9,595
Offsetting Collections.....	35,309	31,518	33,199	+1,681
Subtotal, Environmental Programs .....	73,834	73,834	85,110	+11,276
Marine Minerals ( <i>new</i> )				
Appropriation.....	0	0	3,879	+3,879
Offsetting Collections.....	0	0	1,850	+1,850
Subtotal, Marine Minerals ( <i>new</i> ).....	0	0	5,729	+5,729
Executive Direction				
Appropriation.....	14,914	13,122	14,194	+1,072
Offsetting Collections.....	2,453	4,245	2,945	-1,300
Subtotal, Executive Direction.....	17,367	17,367	17,139	-228
Total Appropriation ( <i>w/o oc</i> ) .....	119,346	121,184	136,929	+15,745
Total Offsetting Collections .....	51,654	49,816	56,497	+6,681
TOTAL APPROPRIATION ( <i>w/ oc</i> ) .....	171,000	171,000	193,426	+22,426

### *Detail of Budget Changes*

	<u>2020 Change from 2019 CR</u>		<u>2020 Change from 2019 CR</u>
TOTAL APPROPRIATION .....	+22,426		
Renewable Energy .....	-351	Marine Minerals ( <i>new</i> ).....	+5,729
Renewable Energy Leasing.....	+500	Transfer from Conventional Energy.....	+2,728
Renewable Science and Research.....	-956	Transfer from Environmental Programs..	+2,059
Fixed Costs .....	+105	North Slope Sand/Gravel/Critical Minerals .....	+942
Conventional Energy .....	+6,000	Executive Direction.....	-228
Transfer to Marine Minerals Activity.....	-2,728	Staffing.....	-394
National OCS Oil and Gas		Fixed Costs .....	+166
Leasing Program.....	+8,234		
Fixed Costs .....	+494	Subtotals for Changes Across	
Environmental Programs .....	+11,276	Multiple Subactivities	
Transfer to Marine Minerals Activity.....	-2,059	Fixed Costs .....	[+1,015]
Environmental Studies .....	-2,872		
National OCS Oil and Gas			
Leasing Program.....	+15,957		
Fixed Costs .....	+250		



# BUREAU OF SAFETY AND ENVIRONMENTAL ENFORCEMENT

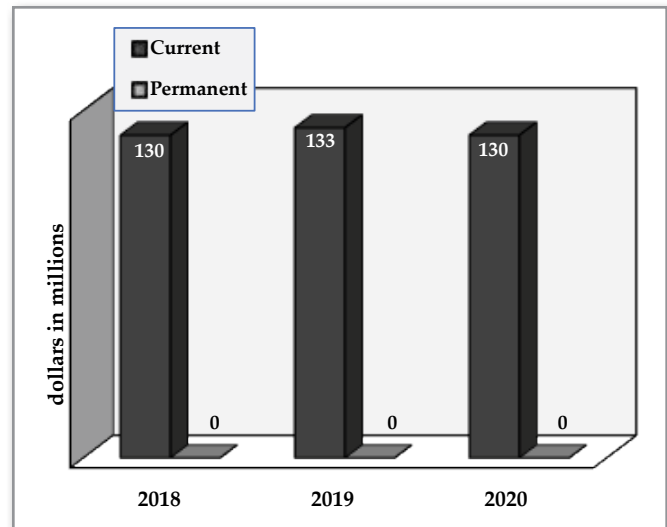
**Mission**—The mission of the Bureau of Safety and Environmental Enforcement (BSEE) is to ensure the safe and environmentally sustainable exploration, development, and production of America’s offshore energy resources through regulatory oversight and enforcement.

**Budget Overview**—The 2020 budget request for BSEE is \$200.5 million, including \$129.9 million in current appropriations and \$70.6 million in offsetting collections from rental receipts, cost recoveries, and inspection fees. Total funding assumes the cancellation of \$5.0 million in prior year balances. BSEE staffing will equal 881 full-time equivalents (FTEs) in 2020, including 125 FTEs that are fully reimbursed from other accounts to provide Department-wide shared services.

**Program Overview** —The Outer Continental Shelf (OCS) is a vital national resource. As outlined in the Outer Continental Shelf Lands Act (OCSLA), this resource should be available for development, with all developmental activities conducted in a safe and environmentally sustainable manner. BSEE was established on October 1, 2011, and is focused on encouraging robust, safe, and environmentally sustainable energy production that upholds the requirements of OCSLA.

BSEE pursues this objective by continuously improving mission delivery impacting the OCS operational environment. That is done through efficient permitting, setting appropriate standards and regulations, effective compliance monitoring and enforcement, technical assessments, inspections, and incident investigations. As a steward of the Nation’s OCS oil, gas, and mineral resources,

## BSEE Funding



the Bureau protects Federal royalty interests by ensuring oil and gas production methods maximize recovery from underground reservoirs. Although BSEE mitigates oil spill risks through a focused prevention program, it emphasizes the private sector must be prepared with the best plans, equipment, and training to respond to oil spills associated with their facilities when they occur. In addition, BSEE places great emphasis on enhancing and supporting safe and streamlined processes throughout the oil, gas, and mineral resources industry.

BSEE’s ability to recognize, assess, manage, and ensure appropriate mitigation of operating risks throughout all offshore activities is critical to maintaining a predictable environment for the long-term investments required to support OCS energy development. These abilities also allow BSEE to efficiently and effectively target the use of its resources.

## BUREAU OF SAFETY AND ENVIRONMENTAL ENFORCEMENT FACTS

- Established October 1, 2011.
- Conducts more than 20,000 inspections per year to ensure the safe and environmentally responsible operation of approximately 1,900 offshore oil and gas drilling and production facilities and 27,000 miles of pipelines.
- Operates the largest facility in the United States that can test oil spill response equipment with a variety of crude oils and refined petroleum products under reproducible marine conditions.
- Conducts studies to continuously improve operational safety and pollution prevention related to offshore oil and natural gas exploration and development and renewable energy facilities.
- Promotes safe, environmentally sustainable, and robust production from the OCS through efficient permitting, appropriate standards and regulations, compliance monitoring and enforcement, technology assessments, response planning, and incident investigations.

BSEE continues to adapt its oversight approaches as offshore operations expand and move into environments requiring the use of new technologies. BSEE has established programs to identify, evaluate, and promote emerging technologies that aim to mitigate the risk of offshore energy operations while increasing safe and environmentally responsible operations. Consistent with its 2019–2022 Strategic Plan, BSEE is implementing key management tools focused on creating an organization that has strong and smart programs and processes moving forward. BSEE is working to improve and streamline processes; ensure the efficient use of resources within BSEE; develop an accountable, competent, and engaged workforce; and integrate effective stakeholder engagement. Specifically, BSEE is incorporating a risk-based inspection protocol in its inspection strategy; evaluating the permitting processes and timeframes to ensure the efficient use of resources and that permitting functions are attuned with program needs; addressing recommendations from the Government Accountability Office, the Inspector General, and other outside organizations; and developing a human capital operating plan to advance the Bureau’s workforce.

The BSEE budget request fully supports the development of the Nation’s vast offshore energy resources in a safe and environmentally sustainable manner. Funds will be used to recruit, train, and retain expert engineers, geoscientists, and inspectors; oil spill planning, prevention, and response specialists; and employees from other disciplines

to support implementation of BSEE’s regulatory oversight responsibilities.

**Offshore Safety and Environmental Enforcement**—The 2020 budget request supports a total program of \$192.8 million for Offshore Safety and Environmental Enforcement programs. This total consists of \$122.2 million in appropriated funds, offsetting rental receipt and cost recovery collections of \$27.1 million, and inspection fee collections of \$43.5 million. Total appropriated funding is partially offset by the cancellation of \$5.0 million in prior year balances.

BSEE funding primarily supports work related to conventional energy development facilities. BSEE will continue to work collaboratively with the Bureau of Ocean Energy Management to establish appropriate permitting and oversight processes for offshore renewable energy projects that promote safe operations.

The 2020 request enables BSEE to continue to enhance oversight, regulatory, and research capabilities on the OCS by building and sustaining staff capacity. Outreach and dialogue with stakeholders from academia, industry, non-governmental organizations, and other governmental agencies enhances the knowledge base of technical personnel related to innovative technologies, appropriate regulatory application, real-time monitoring capabilities, and risk-based decision making for safety and environmental enforcement.



The 2020 request includes \$5.5 million so BSEE can further expand its Risk-Based Inspection (RBI) program in order to focus inspection resources on higher-risk facilities; enhancing the monitoring of facility and operational risk profiles; ensuring companies are adequately assessing risks; and developing the means for the continued improvement in risk management offshore to improve safety. BSEE is committed to ensuring its inspection program operates at the highest level of effectiveness, while continuously exploring ways to increase the overall efficiency of the program. The inspection program includes review of documentation provided by the offshore operator and the physical inspection of components. Outside of salary costs, helicopter costs are the largest cost driver of the inspection program. BSEE has identified ways to eliminate underutilized aircraft and reduce helicopter time and costs by changing its inspection strategy. These changes have enabled more onshore review of documentation and efficient deployment of inspectors to increase the amount of time inspectors are able to spend offshore conducting critical physical inspections.

**Oil Spill Research**—This program supports research on the prevention and response to oil pollution as authorized by the Oil Pollution Act of 1990. The Oil Spill Research program plays a pivotal role by initiating applied research to support decision making on the methods and equipment needed to prevent or mitigate oil spills, a critical component of the offshore permitting process. Funds are used to sponsor testing of new equipment or methods and to support Ohmsett testing and training activities. Located in Leonardo, NJ, the Ohmsett testing facility is the only one of its type in the world, providing full-scale equipment and methodology testing for offshore spills in a safe, controlled environment.

The 2020 budget proposes \$12.7 million for Oil Spill Research. The request will address key knowledge and technology gaps in oil spill response, focusing on deepwater and Arctic environments.

**Fixed Costs**—Fixed costs of \$943,000 are fully funded.

**SUMMARY OF BUREAU APPROPRIATIONS**  
(all dollar amounts in thousands)

*Comparison of 2020 Request with 2019 CR*

	2019 CR		2020 Request		Change	
	FTE	Amount	FTE	Amount	FTE	Amount
Current						
Offshore Safety and Environmental Enforcement <sup>11</sup> .....	734	118,522	734	117,212	0	-1,310
Oil Spill Research .....	22	14,899	22	12,700	0	-2,199
Subtotal, Current .....	756	133,421	756	129,912	0	-3,509
Offsetting Collections .....	0	67,889	0	70,600	0	+2,711
Allocation and Reimbursable						
Reimbursable .....	125	0	125	0	0	0
Subtotal, Allocation and Reimbursable.....	125	0	125	0	0	0
<b>TOTAL, BUREAU OF SAFETY AND ENVIRONMENTAL ENFORCEMENT (w/ oc) .....</b>	<b>881</b>	<b>201,310</b>	<b>881</b>	<b>200,512</b>	<b>0</b>	<b>-798</b>

<sup>11</sup> The 2020 request for the Offshore Safety and Environmental Enforcement account reflects a cancellation of \$5.0 million in prior year balances.

**HIGHLIGHTS OF BUDGET CHANGES**  
*By Appropriation Activity/Subactivity*

**APPROPRIATION: Offshore Safety and Environmental Enforcement**

	2018 Actual	2019 CR	2020 Request	Change
Environmental Enforcement				
Appropriation.....	1,568	2,163	1,954	-209
Offsetting Collections.....	2,885	2,495	2,804	+309
Subtotal, Environmental Enforcement..	4,453	4,658	4,758	+100
Operations, Safety and Regulation				
Appropriation.....	91,975	90,233	95,164	+4,931
Offsetting Collections.....	56,479	55,477	56,647	+1,170
Subtotal, Operations, Safety and Regulation.....	148,454	145,710	151,811	+6,101
Administrative Operations				
Appropriation.....	8,923	11,258	10,514	-744
Offsetting Collections.....	7,845	6,792	7,636	+844
Subtotal, Administrative Operations....	16,768	18,050	18,150	+100
Executive Direction				
Appropriation.....	13,124	14,868	14,580	-288
Offsetting Collections.....	3,612	3,125	3,513	+388
Subtotal, Executive Direction.....	16,736	17,993	18,093	+100
TOTAL APPROPRIATION (w/o oc).....	115,590	118,522	122,212	+3,690
Total Offsetting Collections .....	70,821	67,889	70,600	+2,711
TOTAL APPROPRIATION (w/ oc) .....	186,411	186,411	192,812	+6,401
Cancellation of Prior Year BA.....	0	0	-5,000	-5,000
TOTAL APPROPRIATION (w/ oc and cancellation) .....	186,411	186,411	187,812	+1,401

**Detail of Budget Changes**

	2020 Change from 2019 CR		2020 Change from 2019 CR
TOTAL APPROPRIATION .....	+1,401		
Environmental Enforcement .....	+100	Executive Direction.....	+100
Fixed Costs .....	+100	Fixed Costs .....	+100
Operations, Safety and Regulation.....	+6,101	Cancellation of Prior Year BA.....	-5,000
Risk-based Inspections .....	+5,458		
Fixed Costs .....	+643	Subtotals for Changes Across Multiple Subactivities	
Administrative Operations .....	+100	Fixed Costs .....	[+943]
Fixed Costs .....	+100		

**APPROPRIATION: Oil Spill Research**

	<u>2018 Actual</u>	<u>2019 CR</u>	<u>2020 Request</u>	<u>Change</u>
TOTAL APPROPRIATION .....	14,899	14,899	12,700	-2,199

*Detail of Budget Changes*

	<u>2020 Change from 2019 CR</u>
TOTAL APPROPRIATION .....	-2,199
Research.....	-2,199





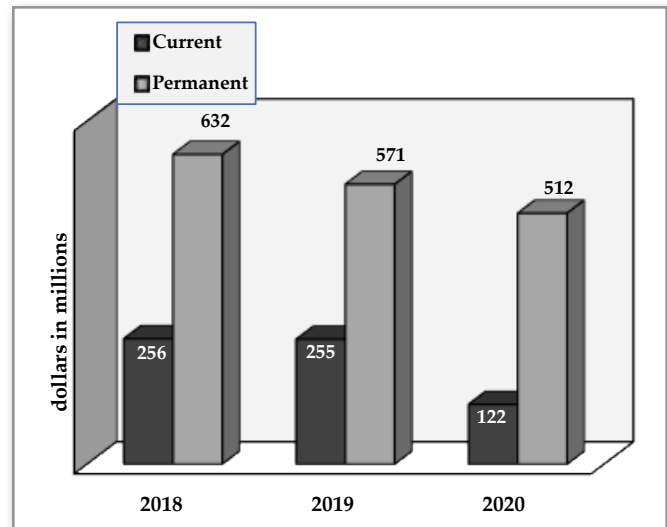
# OFFICE OF SURFACE MINING RECLAMATION AND ENFORCEMENT

**Mission**—The mission of the Office of Surface Mining Reclamation and Enforcement (OSMRE) is to ensure, through a nationwide regulatory program in cooperation with the States and Tribes, that coal mining activities are conducted in a manner that protects communities and the environment during mining, ensures land is restored to beneficial use following mining, and mitigates the effects of past mining through the reclamation of abandoned mine lands.

**Budget Overview**—The 2020 budget request for OSMRE is \$121.7 million. The budget delivers OSMRE’s core mission requirements for oversight and supports State and Tribal programs to ensure effective, consistent, and high-quality regulatory and reclamation programs across the Nation. OSMRE estimates staffing will equal 398 full-time equivalents in 2020.

**Regulation and Technology**—The 2020 budget request for Regulation and Technology, Title V of the Surface Mining Control and Reclamation Act (SM-CRA), is \$97.0 million. The budget includes \$67.8 million for Environmental Protection programs. Within that, the 2020 budget includes \$43.9 million for State and Tribal regulatory grants. Additionally, the budget includes \$3.8 million to improve the mine plan review process, enabling OSMRE to align its staff and fiscal resources across activities to better focus on developing initiatives that will streamline the NEPA process, enhance and accelerate the permitting process with adequate public participation, and ensure energy is available to meet our security and economic needs while protecting the environment. Other program funding is concentrated on State Program Evaluation and

## OSMRE Funding



Federal Program operations, which regulate coal mining in States and for Tribes that are without approved regulatory programs to fulfill OSMRE’s Title V obligations. The budget includes \$23.9 million to maintain and support these State, Federal, and Indian lands programs.

The OSMRE’s statutory role is to promote and assist its partner States and Tribes in establishing a stable regulatory environment for coal mining. The proposed level of regulatory grant funding, together with expected carryover funding from 2019, provides for the efficient and effective operations of programs at a level consistent with the anticipated obligations of State and Tribal regulatory programs to account for the Nation’s demand for coal mine permitting and production.

The 2020 budget request includes \$14.8 million to support the Title V mission-focused Technology Development and Transfer activities. As mining

## OFFICE OF SURFACE MINING RECLAMATION AND ENFORCEMENT FACTS

- Created in 1977 when Congress enacted the Surface Mining Control and Reclamation Act.
- Ensures coal mining operations are conducted in an environmentally responsible manner.
- Requires land is adequately reclaimed and restored to beneficial use during and following the mining process through regulation.
- Institutes nationwide programs to protect society and the environment from the adverse effects of surface coal mining operations.
- Trains hundreds of State and Tribal professionals in a broad range of reclamation skills such as reestablishing wildlife habitat.

and engineering information and technology continue to improve, OSMRE continues to provide to States and Tribes the most up-to-date information, technical training, technical assistance, and technology transfer. These programs help the States and Tribes fulfill SMCRA's requirements in the operation of their regulatory and reclamation programs and support advancements, such as electronic permitting and applied science solutions, specific to coal-mined sites. The request includes \$14.4 million for Financial Management and general program support to OSMRE operations.

As in prior years, the budget proposes to recover the cost of reviewing, administering, and enforcing permits for surface coal mining and reclamation in Federal programs and on Indian lands where OSMRE is the regulatory authority, and encourages States to further pursue cost-recovery options. OSMRE expects to recover \$40,000 in permitting fees in 2020.

**Abandoned Mine Land Reclamation**—Under Title IV of SMCRA, effective State, Tribal, and Federal

abandoned mine land programs help to ensure expeditious return of pre-SMCRA mined lands to effective post-mining land uses. The OSMRE's proposed budget fulfills this statutory goal by preserving funding for these critical requirements.

The 2020 budget request for the Abandoned Mine Reclamation Fund is \$24.7 million. The budget does not request funding for the Abandoned Mine Land (AML) Economic Development Grants pilot program, which overlaps with existing mandatory AML grants. The budget includes \$9.5 million for Environmental Restoration activities that focus on State and Federal programs, \$3.6 million for Technology Development and Transfer programs, and \$11.7 million to support Financial Management and general OSMRE program operations to fulfill OSMRE's Title IV obligations in the reclamation of abandoned mine lands.

**Fixed Costs**—Fixed costs are fully funded.

**SUMMARY OF BUREAU APPROPRIATIONS**  
**(all dollar amounts in thousands)**

*Comparison of 2020 Request with 2019 CR*

	2019 CR		2020 Request		Change	
	FTE	Amount	FTE	Amount	FTE	Amount
<b>Current</b>						
Regulation and Technology .....	281	115,804	298	96,960	+17	-18,844
Abandoned Mine Reclamation Fund .....	117	139,672	100	24,713	-17	-114,959
Subtotal, Current .....	398	255,476	398	121,673	0	-133,803
<b>Permanent</b>						
Abandoned Mine Reclamation Fund .....	0	242,623	0	201,198	0	-41,425
Payments to States in Lieu of Coal Fee Receipts.....	0	102,994	0	47,300	0	-55,694
Supplemental Payments to UMWA Health Plans .....	0	225,076	0	263,942	0	+38,866
Subtotal, Permanent .....	0	570,693	0	512,440	0	-58,253
<b>TOTAL, OFFICE OF SURFACE MINING</b>						
<b>RECLAMATION AND ENFORCEMENT.....</b>	<b>398</b>	<b>826,169</b>	<b>398</b>	<b>634,113</b>	<b>0</b>	<b>-192,056</b>

## HIGHLIGHTS OF BUDGET CHANGES

*By Appropriation Activity/Subactivity*

### APPROPRIATION: Regulation and Technology

	2018 Actual	2019 CR	2020 Request	Change
Environmental Protection.....	88,562	88,562	67,754	-20,808
Permit Fees .....	40	40	40	0
<i>Offsetting Collections - Permit Fees.....</i>	0	-40	-40	0
Technology, Development and Transfer .....	12,801	12,801	14,765	+1,964
Financial Management .....	505	505	505	0
Executive Direction and Administration.....	13,936	13,936	13,936	0
Civil Penalties .....	4	100	100	0
<i>Offsetting Collections - Civil Penalties.....</i>	-4	-100	-100	0
<b>TOTAL APPROPRIATION .....</b>	<b>115,844</b>	<b>115,804</b>	<b>96,960</b>	<b>-18,844</b>

### *Detail of Budget Changes*

	<u>2020 Change from 2019 CR</u>		<u>2020 Change from 2019 CR</u>
TOTAL APPROPRIATION .....	-18,844	Training.....	+42
Environmental Protection.....	-20,808	Technology Transfer .....	+1,467
State and Tribal Funding.....	-24,687	AMD/Treat Software Development .....	+347
Regulatory Grant Funding.....	-24,687	Applied Science Projects.....	+470
State Program Evaluations.....	-119	Enhanced GeoMine Project.....	+500
Mine Plan Review Process .....	-119	Unmanned Aerial System .....	+150
Federal Programs .....	+1,235	Fixed Costs .....	+53
Improve Mine Plan Review Process .....	+1,235	Financial Management .....	0
Federal Lands.....	+17	Program Realignment.....	-2
Improve Mine Plan Review Process .....	+17	Fixed Costs .....	+2
Indian Lands .....	+458	Executive Direction and Administration.....	0
Improve Mine Plan Review Process .....	+458	Investment in Future Efficiencies.....	+841
Program Development and Maintenance .....	+2,166	Program Realignment.....	-27
Improve Mine Plan Review Process .....	+2,166	Fixed Costs .....	-814
Fixed Costs .....	+122	Subtotals for Changes Across	
Technology, Development and Transfer .....	+1,964	Multiple Subactivities	
Technical Assistance.....	+402	Improve Mine Plan Review Process .....	[+3,800]
Coal Information Management System .....	+402	Fixed Costs .....	[-637]



**APPROPRIATION: Abandoned Mine Reclamation Fund**

	2018 Actual	2019 CR	2020 Request	Change
Environmental Restoration.....	124,480	124,480	9,480	-115,000
Technology, Development and Transfer .....	3,544	3,544	3,576	+32
Financial Management.....	5,182	5,182	5,191	+9
Executive Direction and Administration.....	6,466	6,466	6,466	0
<b>TOTAL APPROPRIATION .....</b>	<b>139,672</b>	<b>139,672</b>	<b>24,713</b>	<b>-114,959</b>

*Detail of Budget Changes*

	2020 Change from 2019 CR
TOTAL APPROPRIATION .....	-114,959
Environmental Restoration.....	-115,000
AML Economic Development .....	-115,000
Program Realignment.....	-26
Fixed Costs .....	+26
Technology, Development and Transfer .....	+32
Technical Assistance.....	+27
Coal Information Management System	+27
Training.....	-5
Technology Transfer .....	-1
Fixed Costs .....	+11
Financial Management .....	+9
Fee Compliance .....	-21
Grants Financial Management .....	+8
Fixed Costs .....	+22
Executive Direction and Administration.....	0
Executive Direction .....	-4
Administrative Support .....	-11
General Services .....	+413
Fixed Costs .....	-398
Subtotals for Changes Across	
Multiple Subactivities	
Fixed Costs .....	[-339]





# BUREAU OF RECLAMATION

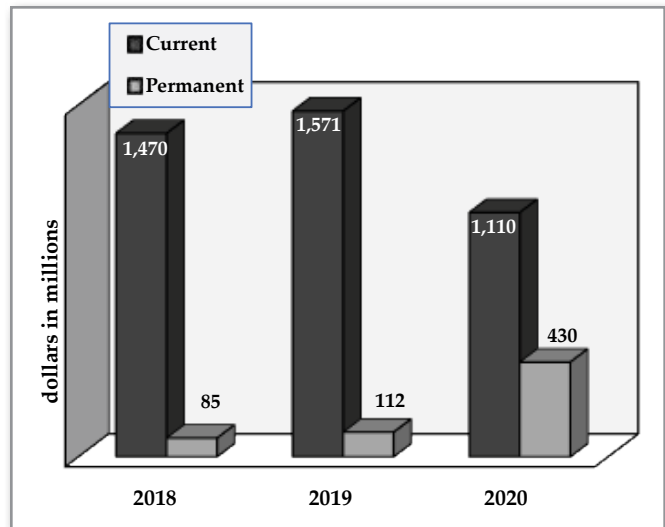
**Mission**—The Bureau of Reclamation (Reclamation) mission is to manage, develop, and protect water and related resources in an environmentally and economically sound manner in the interest of the American public.

**Budget Overview**—Reclamation’s 2020 budget request is \$1.1 billion in current appropriations. The request is offset by current receipts in the Central Valley Project Restoration Fund of \$54.8 million. Permanent appropriations in 2020 total \$430.1 million, including \$97.2 million for the Colorado River Dam Fund, \$207.4 million for the San Joaquin River Restoration Fund, and \$122.0 million for the Reclamation Water Settlements Fund. Reclamation estimates the budget supports staffing of 5,280 full-time equivalents.

Reclamation uses objective, performance-based criteria to most effectively allocate funds to its projects and programs to manage, develop, and protect water, related resources, and power infrastructure in the West in the interest of the American public. The 2020 budget emphasizes the following principles—

- Shared Responsibility—Securing non-Federal cost-share partners to meet project or program funding needs and leveraging funding through these collaborative partnerships.
- Merit-Based Funding—Using competitive processes to award grants, contracts, or other services based on published criteria that reflect Interior priorities. Awards selection is guided by high-quality, evidence-based analysis and performance measurement.

## Reclamation Funding



**Water and Related Resources**—The 2020 budget for Water and Related Resources, Reclamation’s principal operating account, is \$962.0 million. Of this, the 2020 budget includes \$434.8 million for construction, planning, and management of water and energy projects and programs. Funding for these activities supports water supply and reliability projects, drought preparedness and response, land management and recreation, and addresses the impacts of Reclamation projects on fish and wildlife.

The budget also provides \$527.2 million for water and power facility operations, maintenance, and rehabilitation activities. Reclamation emphasizes safe, efficient, economic, and reliable operation of its facilities, ensuring systems and safety measures are in place to protect the public and Reclamation’s employees and facilities. Providing adequate funding for these activities continues to be one of Reclamation’s highest priorities.

## BUREAU OF RECLAMATION FACTS

- **Established in 1902.**
- **Manages, develops, and protects water resources in an environmentally and economically sound manner.**
- **Is the largest wholesale water supplier and manager in the United States, managing 492 dams and 338 reservoirs.**
- **Delivers water to one in every five western farmers for over 11 million acres of irrigated land and provides water to over 31 million people for municipal, rural, residential, and industrial uses.**
- **Is the Nation's second largest producer of hydroelectric power, generating an average of 40 billion kilowatt-hours of energy per year.**
- **Partners with State and local entities to address water resource challenges posed by drought, depleted aquifers, environmental needs, energy demands, and population increases in the West.**
- **Provides substantial benefits to recreation and fish and wildlife habitats.**

*Modernizing Our Organization and Infrastructure*—Reclamation's dams, water conveyances, and power generating facilities are integral components of the Nation's infrastructure. They provide basic water and power services to millions of customers in hundreds of basins throughout the western United States. Effectively managing these structures is among the significant challenges facing Reclamation over the next several years. Nearly 86 percent of Reclamation's dams are more than 50 years old, and 90 percent of the dams were built before the state-of-the-art design and construction practices currently used were implemented. Reclamation manages 492 dams throughout the 17 western States. The Dam Safety program has identified 363 high and significant hazard dams. Reclamation evaluates dams and monitors performance to ensure risks do not exceed current public protection guidelines. The 2020 budget requests \$92.8 million for the Dam Safety Program as Reclamation strives to ensure dam safety and maintain the ability of these facilities to store and divert water and to generate hydropower.

The 2020 budget also requests appropriations for extraordinary maintenance (XM) activities to improve the efficiency of Reclamation projects, and funding to combat and prevent the spread of invasive mussel species. The request includes \$114.1 million for XM activities that support major, non-recurring repairs, replacements, or renovations at Reclamation-owned projects, including water storage facilities. The 2020 budget includes

\$5.1 million for prevention, early detection and monitoring, containment, and control of invasive mussels at Reclamation facilities and in conjunction with other Federal and State partners. Quagga and Zebra mussel infestations are highly destructive to water and power infrastructure and directly impact operating costs, as well as impair recreational opportunities.

*Conserving Land and Water*—Reclamation plays a key role in the West, ensuring healthy watersheds and reliable, secure water supplies. As the Nation's largest wholesaler of water, Reclamation has a leading role—in coordination with other Federal agencies, Tribes, State officials, local water users, and interested stakeholders—in developing strategies to help ensure water supplies for future generations. The funding proposed in the 2020 budget supports Reclamation's collaboration with non-Federal partners to address emerging water demands and water shortage issues in the West. For example, the budget includes \$19.9 million to continue the WaterSMART programs including water conservation grants and Title XVI water recycling reuse research grants that support local innovation efforts to stretch water supplies. The budget supports advancing new storage opportunities to promote improved water management and conservation, and actions to mitigate adverse environmental impacts of Reclamation projects. Virtually all of Reclamation's programs and projects address water conservation.

*Supporting American Energy Security and Economic Development*—Interior plays a significant role in securing the Nation’s self-reliant energy future. Through early planning, strategic investments, and the application of sound science, Reclamation is supporting hydropower as an integral part of the Nation’s energy strategy. Reclamation’s 2020 request includes \$1.0 million to support hydropower research, allowing Reclamation to derive additional value and revenue from its existing public power infrastructure. Revenues derived from incremental hydropower production are invested in the underlying Federal infrastructure to ensure continued, reliable operations and benefits.

According to *The Department of the Interior’s Economic Report Fiscal Year 2017*, Reclamation’s activities, including recreation, contribute nearly \$62.6 billion to the economy and support 458,000 jobs. Reclamation owns 76 power plants and operates and maintains 53 of those plants. These 53 hydroelectric power plants account for 15 percent of the hydroelectric generating capacity in the United States. On average, Reclamation has generated more than 40 billion kilowatt-hours of electricity each year for the last 10 years, enough to supply more than 3.8 million U.S. households. Reclamation collects more than \$1 billion in gross power revenues for the Federal government from these activities.

*Fulfilling Our Trust Responsibilities*—Reclamation’s projects and programs help to fulfill trust responsibilities to Tribes. The budget includes \$132.9 million to meet Indian water rights settlement commitments enacted by Congress. This includes funding of \$69.2 million for the Navajo-Gallup Water Supply Project, \$12.8 million for the Crow Tribe Water Rights Settlement, \$8.3 million for the Aamodt Litigation Settlement, and \$10.0 million for the Blackfeet Water Rights Settlement. In addition to the current funding request, these settlements will draw on available permanent funding to support settlement implementation activities.

The budget also includes \$32.7 million to support Tribal water settlements within a number of projects, including \$5.6 million in the Columbia and

Snake River Salmon Recovery Project for the Nez Perce Settlement, \$1.6 million for the San Carlos Apache Tribe Water Rights Settlement Act, \$15.3 million for the Ak-Chin Indian Water Rights Settlement Act, and \$10.2 million for the Colorado Ute Settlement Act within the Animas La Plata Project.

The 2020 budget includes \$11.7 million for Reclamation’s Native American Affairs program to work with and support Tribes in the resolution of their water rights claims and to increase opportunities for Indian Tribes to develop, manage, and protect their water and related resources. This funding will also help to strengthen Department-wide capabilities to achieve an integrated and systematic approach to Indian water rights negotiations to consider the full range of economic, legal, and technical attributes of proposed settlements.

A number of Reclamation’s Rural Water Projects directly support Tribal nations through the construction and operation of water systems including the Mni Wiconi Project, Fort Peck Reservation/Dry Prairie Rural Water System, Rocky Boy’s/North Central Montana Rural Water System, and the Garrison Diversion Unit.

*Expanding Outdoor Recreation and Access*—Reclamation plays a major role in meeting an increasing public demand for water-based outdoor recreation facilities and opportunities. Recreation areas developed as a result of Reclamation water projects are among the Nation’s most popular for water-based outdoor recreation. Reclamation projects include approximately 7.8 million acres of land and water, with 289 recreation and wildlife areas, 550 campgrounds, and more than 1,300 miles of hiking trails available to the public. These facilities receive approximately 34 million visits annually, including 12 designated National Recreation Areas managed by the National Park Service or U.S. Forest Service. Reclamation directly manages 42 recreation areas.

Reclamation’s water-based outdoor recreation opportunities include camping, hiking, hunting, photography, wildlife viewing, and enjoyment of natural and cultural resources, and provide unique educational and interpretive opportunities. Rec-

Reclamation projects have created national wildlife refuges and State wildlife management areas that offer valuable fish and wildlife habitats, along with hunting and fishing opportunities. In addition, Reclamation projects have created a variety of recreation opportunities on the rivers downstream from the dams, including world class whitewater rafting and fishing.

*Protecting Our People and the Border*—The Department places a high priority on safety, security, and preparedness for employees and the visiting public. Reclamation upholds its responsibilities to protect lives, resources, and property through law enforcement, health and safety, security, and emergency management. These duties include the protection of Reclamation’s critical assets. Reclamation’s dams, reservoirs, and power plants constitute a portion of the Nation’s critical infrastructure which must be protected from criminal activity. Reclamation has developed a law enforcement staffing model that determines security guard capabilities and staffing levels needed based on each facility’s current missions and objectives, security risks, and public safety needs. The 2020 budget includes \$36.4 million in Site Security to support these efforts.

*Management and Efficiencies*—The Bureau of Reclamation actively manages operations to bring forward the most promising ideas to improve management. Reclamation’s funding is composed of Federal appropriations, customer-funded dollars from both Federal and non-Federal stakeholders, and offsetting collections. In 2020, Reclamation is anticipating over \$800 million in other Federal and non-Federal funds to increase the amount available for bureau programs.

Consistent with the objectives of Interior’s Department-wide reorganization, Reclamation’s operations and staffing are primarily in the West, with a strong presence in the 17 western States to better deliver services to customers. The 2020 budget includes \$2.3 million to continue Reclamation’s support for the implementation of the 12 unified regions established in 2018. Reclamation will focus reorganization efforts supporting the stand up and inter-bureau coordination in the new regions and

implementing shared services solutions across the Department.

The Administration is working to better facilitate title transfer of certain Reclamation facilities to non-Federal entities when such transfers are beneficial. Although Reclamation has engaged in similar efforts on a case-by-case basis, this broader initiative will go further to facilitate greater local control of water infrastructure to those who benefit directly from the projects and who operate them on a day-to-day basis. As part of that effort, the 2020 budget includes \$250,000 within Land Resources Management to improve Reclamation’s capacity to develop successful title transfer agreements by providing funding to be used on a cost-shared basis.

**Central Valley Project Restoration Fund**—The 2020 budget includes \$54.8 million for the CVPRF, which is fully offset by restoration charge collections authorized by the Central Valley Project Improvement Act. By law, the request each year for current funding is determined based on a 3-year rolling average not to exceed \$30.0 million per year, which is indexed to 1992 price levels. Weather variability and other factors over the past 25 years have created extreme variance in annual budget requests needed to maintain that average. To address this, in 2020, Reclamation will reset the average to stabilize current and future discretionary requests.

**California Bay-Delta Restoration**—The 2020 budget includes \$33.0 million for California Bay-Delta Restoration activities focused on the health of the Bay-Delta ecosystem and improved water management and supplies. The budget supports the equal goals of environmental restoration and improved water supply reliability, under the following program activities: \$1.7 million for a Renewed Federal State Partnership, \$2.3 million for Smarter Water Supply and Use, and \$29.1 million for Habitat Restoration.

**Policy and Administration**—The 2020 budget includes \$60.0 million in Policy and Administration to support Reclamation’s central and regional management. This request includes \$2.3 million

to support Departmental reorganization efforts described earlier. Policy and Administration funds are used to develop, evaluate, and direct implementation of Reclamation-wide policy, rules, and regulations, and manage and perform functions that are not properly chargeable to specific projects or program activities covered by separate funding authority.

manage financial activities such as the acquisition and replacement of capital equipment; recovery of the cost of services provided to others; indirect cost recovery for the Technical Service Center; management services and human resources in regional and area offices; and information technology-related costs and services. The fund operates on a self-supporting basis through user charges.

**Working Capital Fund**—The Bureau of Reclamation operates an internal working capital fund to

**SUMMARY OF BUREAU APPROPRIATIONS**  
(all dollar amounts in thousands)

*Comparison of 2020 Request with 2019 Enacted*

	2019 Enacted		2020 Request		Change	
	FTE	Amount	FTE	Amount	FTE	Amount
<b>Current</b>						
Water and Related Resources .....	2,057	1,413,392	2,057	962,000	0	-451,392
Central Valley Project Restoration Fund.....	18	62,008	18	54,849	0	-7,159
California Bay-Delta Restoration .....	31	35,000	31	33,000	0	-2,000
Policy and Administration.....	276	61,000	276	60,000	0	-1,000
Subtotal, Current (w/o offsetting collections) .....	2,382	1,571,400	2,382	1,109,849	0	-461,551
<b>Less Central Valley Project Restoration Offsetting</b>						
Receipts .....	0	-62,008	0	-54,849	0	+7,159
Subtotal, Current (w/ offsetting collections) .....	2,382	1,509,392	2,382	1,055,000	0	-454,392
<b>Permanent</b>						
Water and Related Resources .....	0	16,045	0	2,383	0	-13,662
Reclamation Water Settlements Fund .....	0	2,000	0	122,000	0	+120,000
San Joaquin Restoration Fund .....	22	0	22	207,356	0	+207,356
Colorado River Dam Fund, Boulder Canyon Project ...	218	92,840	218	97,153	0	+4,313
Reclamation Trust Funds .....	1	2,000	1	2,000	0	0
Bureau of Reclamation Loan Liquidating Account .....	0	-875	0	-761	0	+114
Bureau of Reclamation Loan Program Account .....	0	60	0	0	0	-60
Lower Colorado River Basin Development Fund .....	22	0	22	0	0	0
Upper Colorado River Basin Fund .....	97	0	97	0	0	0
Subtotal, Permanent .....	360	112,070	360	430,131	0	+318,061
<b>Allocation and Reimbursable</b>						
Allocation .....	7	0	7	0	0	0
Reimbursable .....	2,531	0	2,531	0	0	0
Subtotal, Allocation and Reimbursable.....	2,538	0	2,538	0	0	0
<b>TOTAL, BUREAU OF RECLAMATION.....</b>	<b>5,280</b>	<b>1,683,470</b>	<b>5,280</b>	<b>1,539,980</b>	<b>0</b>	<b>-143,490</b>

## **HIGHLIGHTS OF BUDGET CHANGES**

*By Appropriation Activity/Subactivity*

### **APPROPRIATION: Water and Related Resources**

	2018 Actual	2019 Enacted	2020 Request	Change
Central Arizona Project .....	10,120	16,120	6,392	-9,728
Central Valley Project .....	189,754	195,882	144,330	-51,552
Colorado-Big Thompson Project.....	14,598	14,175	13,609	-566
Colorado River Activities.....	0	21,400	21,400	0
Colorado River Basin Salinity				
Control Project .....	28,377	23,453	24,739	+1,286
Colorado River Storage Project .....	13,517	14,682	13,079	-1,603
Columbia Basin Project .....	16,365	21,259	20,663	-596
Columbia and Snake River				
Salmon Recovery Project - Nez Perce.....	21,500	5,580	5,580	0
Dam Safety Program.....	88,084	92,584	92,771	+187
Endangered Species Recovery				
Implementation Program.....	19,975	20,652	9,350	-11,302
Indian Water Rights Settlements				
Aamodt Litigation Settlement Act .....	8,000	8,301	8,301	0
Blackfeet Indian Water Rights				
Settlement Act .....	16,500	18,000	10,000	-8,000
Crow Tribe Rights Settlement Act .....	12,772	12,772	12,772	0
Navajo-Gallup Water Supply .....	67,797	69,603	69,182	-421
Subtotal, Indian Water Rights Settlements	105,069	108,676	100,255	-8,421
Klamath .....	28,300	22,500	16,119	-6,381
Lower Colorado River				
Operations Program.....	38,357	43,176	31,299	-11,877
Middle Rio Grande Project .....	25,518	28,350	22,582	-5,768
Native American Affairs Program.....	12,425	11,685	11,685	0
Pick-Sloan Missouri Basin Program				
(excluding Garrison Diversion Unit).....	44,564	45,301	59,844	+14,543
P-SMBP, Garrison Diversion Unit				
(non-Rural Water) .....	9,824	9,840	9,717	-123
Subtotal, Pick-Sloan Missouri Basin .....	54,388	55,141	69,561	+14,420
Rural Water Supply Projects				
Eastern NM Rural Water System .....	5,875	4,347	0	-4,347
Fort Peck Reservation/				
Dry Prairie Rural Water System .....	21,900	30,200	2,431	-27,769
Lewis and Clark Rural Water System.....	14,875	15,000	100	-14,900
Mni Wiconi Project.....	13,475	13,475	13,101	-374
P-SMBP, Garrison Diversion Unit				
(Rural Water).....	35,945	39,673	10,148	-29,525
Rocky Boys/North Central MT				
Rural Water System.....	20,625	30,000	1,984	-28,016
Subtotal, Rural Water Projects.....	112,695	132,695	27,764	-104,931
Research and Development.....	34,568	36,317	13,639	-22,678
Site Security Activities.....	26,220	26,220	36,359	+10,139



	2018 Actual	2019 Enacted	2020 Request	Change
WaterSMART Program				
Basin Studies Program.....	5,200	5,200	2,000	-3,200
Cooperative Watershed Management.....	3,250	2,250	250	-2,000
Drought Response.....	8,500	9,000	2,901	-6,099
Title XVI Water Reclamation and Reuse Projects.....	54,406	58,617	3,000	-55,617
WaterSMART Grants.....	34,000	34,000	10,000	-24,000
Water Conservation Field Service Program.....	4,179	4,179	1,750	-2,429
Subtotal, WaterSMART Program.....	109,535	113,246	19,901	-93,345
Yakima Project.....	6,827	6,827	7,312	+485
Yakima River Basin Water Enhancement Project.....	23,636	23,776	10,760	-13,016
Yuma Area Projects.....	24,364	24,761	23,914	-847
Other Projects/Programs.....	327,932	354,235	218,937	-135,298
TOTAL APPROPRIATION.....	1,332,124	1,413,392	962,000	-451,392

### *Program Highlights*

The 2020 budget includes funds for the following projects and programs.

#### Central Arizona Project

Funds are for continued activities to include fulfilling native fish protection requirements through fish barrier projects; construction design; cost estimates; National Environmental Policy Act environmental analyses; construction of recharge and recovery facilities; and monitoring, liaison, and maintenance responsibilities to the Tohono O'odham Nation's San Xavier and Schuk Toak Districts.

#### Central Valley Project

Funds are provided for continued facility operations, maintenance, and rehabilitation; numerous management and development efforts; and water conservation. Funding also provides for the Trinity River Restoration program and related activities that also receive funding in the CVP Restoration Fund and California Bay-Delta appropriation. In addition to delivering water for farms, homes, factories, and the environment, the CVP produces electric power and provides flood protection, navigation, recreation, and water quality benefits.

#### Colorado-Big Thompson Project

The Colorado-Big Thompson project diverts approximately 260,000 acre-feet of water annually from the Colorado River headwaters on the western slope of the Rocky Mountains for distribution to eastern slope project lands. Funding is provided for project operations and continued coordination of activities associated with conservation, enhancement, development, and restoration of fish and wildlife populations and their habitats.

#### Colorado River Basin Salinity Control Program

Funds are provided for operation, maintenance, and rehabilitation of completed projects in the Upper Colorado River Basin and for a basin-wide program to identify and implement cost-effective salinity control options based on proposals from non-Federal interests. The funds also are used to meet the United States' obligations under the 1944 Water Treaty with Mexico and subsequent Minutes to the Treaty, which clarify and resolve Treaty issues. To help meet the Treaty requirements, Reclamation continues maintenance of the U.S. and Mexico bypass drains, wellfields, and conveyance systems; operations and delivery of Colorado River water to Mexico; and the management of water quality. Reclamation works to identify and evaluate the options for replacing or recovering bypass flows to Mexico, as they relate to the Yuma Desalting Plant.

#### Colorado River Storage Project

Funds are included for the Federal share of the costs of facility operations, maintenance, and rehabilitation, including the rehabilitation of recreation facilities at Reclamations-constructed reservoirs. Implementation of mitigation measures continues.

## **APPROPRIATION: Water and Related Resources (continued)**

### **Columbia Basin Project**

The Bonneville Power Administration, through a memorandum of agreement, directly funds power operation and maintenance costs of the Grand Coulee project. In addition, BPA directly funds, through sub-agreements, major power replacements, additions, and improvements. Funds are provided for the day-to-day operation of two storage dams and reservoirs, three Grand Coulee power plants, one pump and generating plant, associated switchyards and transmission lines, the feeder canal at Grand Coulee, and the distribution canal systems for the irrigation reserved works.

### **Columbia/Snake River Salmon Recovery Program – Nez Perce**

This program implements actions required by the Endangered Species Act's 2014 Supplemental Biological Opinion issued by the National Marine Fisheries Service of the National Oceanic and Atmospheric Administration. A separate 2000 Biological Opinion issued by the Fish and Wildlife Service is still in effect as well. These biological opinions include a multi-agency suite of actions to protect listed species and require extensive collaboration with States and Tribes in the Columbia River Basin. This is to ensure operation of the Federal Columbia River Power System by the agencies is not likely to jeopardize the continued existence of endangered or threatened species, or to adversely modify or destroy their designated critical habitat. Reclamation responsibilities include modifications to hydro system operations and specific actions to improve tributary habitat and hatcheries for salmon and steelhead.

### **Dam Safety Program**

This program provides funding for the Safety Evaluation of Existing Dams (SEED) program, the Initiate Safety of Dams Corrective Actions (ISCA) program, and the Department of the Interior Dam Safety Program. The SEED program provides funding for routine and recurring risk management activities, including performance monitoring, examinations, field data investigations, and technical studies for dams in Reclamation's Dam Safety program. The ISCA program provides funding for safety of dam modifications and includes project formulation, approval, preconstruction, and construction activities for Reclamation's dams that have identified safety issues. The Department's Dam Safety Program provides funding for Reclamation to oversee and coordinate dam safety related activities for all DOI agency Dam Safety programs. The budget continues dam safety risk management and risk reduction activities throughout Reclamation's inventory of high and significant hazard dams, including efforts at Altus Dam, OK; B.F. Sisk Dam, CA; Boca Dam, CA; Box Butte Dam, NE; Bull Lake Dam, WY; Conconully Dam, WA; El Vado Dam, NM; Folsom Dam, CA; Fresno Dam, MT; Heart Butte Dam, ND; Howard Prairie Dam, OR; Hyrum Dam, UT; Kachess Dam, WA; Scoggins Dam, OR; Stampede Dam, CA; and Steinaker Dam, UT.

### **Endangered Species Act Recovery Implementation Program**

To increase water supply reliability, this program provides for the development and implementation of measures for the preservation, conservation, and recovery of native and endangered, threatened, proposed, and candidate species resident in, or migratory to, habitats affected by the operation of Reclamation projects. Ongoing efforts funded by this program involve the Colorado, San Juan, and Platte River Basins, as well as watersheds in the Pacific Northwest and areas impacted by the Central Valley Project.

### **Klamath**

The budget includes funds for authorized projects and initiatives to improve water supplies to address the competing demands of agricultural, Tribal, wildlife refuge, and environmental needs in the Klamath River Basin along with facilities operation and maintenance. Key areas of focus will increase surface and groundwater supplies and continue improvements in fish passage and habitat, actions to improve water quality, and development of a basin-wide species recovery plan.

### **Lower Colorado River Operations Program**

This program funds work necessary to carry out the Secretary's responsibilities as Water Master of the Lower Colorado River, including administration of the Colorado River interim guidelines and reservoir management strategies during low reservoir conditions. This program funds activities to examine water imbalance challenges and potential solutions to address those challenges. This program funds activities under the Lower Colorado River Multi-Species Conservation Program (MSCP) to provide long-term Endangered Species Act compliance for Lower Colorado River operations for both Federal and non-Federal purposes. The MSCP provides a cost-share benefit in which non-Federal partners match Federal funding on a 50:50 basis. This program meets commitments to Mexico included in the 1944 Water Treaty and supplemental minutes. In accordance with the Treaty, Reclamation delivers 1.5 million acre-feet of water annually to Mexico and operates the system to meet salinity requirements.

## **APPROPRIATION: Water and Related Resources (continued)**

### **Middle Rio Grande Project**

Funds are included for operation, maintenance, and rehabilitation of project facilities, river maintenance, and for efforts focused on the protection and recovery of the Rio Grande silvery minnow and southwestern willow flycatcher. Project partnerships, through the Middle Rio Grande Endangered Species Act Collaborative Program, provide an alternative to litigation and preserve, protect, and improve the status of endangered species. River maintenance directly benefits water salvage and effective water delivery to Elephant Butte Reservoir, nine Tribes and Pueblos along the river, and a national wildlife refuge. It also reduces flood risks and protects life, critical riverside facilities, and property. The increase reflects additional work on construction projects, related to the new biological opinion, such as silvery minnow propagation and population management, habitat restoration, species and habitat monitoring, and water quality studies supportive of the listed species recovery plans in furtherance of implementing a recovery implementation program.

### **Pick-Sloan Missouri Basin Program**

Funds are provided for the Federal share of the cost of operations, maintenance, and rehabilitation of facilities on 32 units of the Pick-Sloan Missouri Basin program.

### **Research and Development – Desalination and Water Purification and Science and Technology Programs**

Funds in 2020 will continue to support development of new solutions and technologies to meet Reclamation's mission-related needs, which provide for innovative management, development, and protection of water and related resources. Funds will support sponsorship of technology prize competitions to spur innovation by enlisting a national solver community to help find breakthroughs or overcome technical obstacles or complexities. Funds will also support desalination research, development, and demonstrations for converting unusable waters into usable water supplies; and support development of improved technologies to minimize the impacts of invasive mussels on water and power management. The program supports competitive, merit-based research, development, and demonstration efforts on a cost-shared basis.

### **Site Security**

Funds are provided to continue Reclamation's ongoing site security efforts including physical security upgrades at high-risk critical assets, law enforcement, risk and threat analysis, personnel security, information security, security risk assessments, security related studies, guards, and patrol of facilities.

### **WaterSMART Program**

Funds support the Department's WaterSMART program, which implements water management strategies to expand and stretch limited water supplies in the West to address current and future water shortages. The program also addresses increased demands for water from growing populations, recognition of environmental water requirements, and the potential for decreased water supply availability due to drought. In 2020, the WaterSMART program continues funding for Reclamation's Basin Study program, Title XVI Water Reclamation and Reuse program, the Water Conservation Field Services program, WaterSMART Grants, the Cooperative Watershed Management program, and the Drought Response program. Through WaterSMART Grants, Reclamation will continue to provide competitive cost-shared financial assistance for water efficiency improvements, as well as other activities to enhance water management.

**Program Highlights**  
**Water and Related Resources (continued)**

**Yakima Project/Yakima River Basin Water Enhancement Project**

Funds are provided for operation and maintenance of existing facilities and to address water supply shortages as a result of several drought years by evaluating and implementing structural and non-structural measures to increase the reliability of the irrigation water supply and enhance stream flows and fish passage for anadromous fish in the Yakima River Basin. Funding continues implementation of the initial development phase of the Yakima River Basin Integrated Water Resource Management Plan, which includes investigating water supply alternatives at existing reservoirs and construction of the Cle Elum Dam Fish Passage. Construction of the Cle Elum Dam Fish Passage contributes towards Reclamation’s obligation for fish passage in accordance with the Yakima Nation Settlement Agreement; and also addresses Washington State’s fish passage issues involving anadromous salmon species listed under the Endangered Species Act.

**Yuma Area Projects**

The budget funds infrastructure maintenance along the Lower Colorado River to ensure uninterrupted water delivery to both urban and agricultural users in Arizona, California, Nevada, and Mexico. Funding also supports river management, well inventory and drainage control, environmental compliance actions, and land use management activities.

**Other Projects and Programs**

The 2020 budget also includes funds to carry out the mission of Reclamation throughout the 17 western States through numerous smaller projects and programs. Though each of these projects may constitute a relatively small portion of Reclamation’s budget, together they provide critical services to thousands of individuals, farmers, municipalities, and industries throughout the arid West.

**APPROPRIATION: Central Valley Project Restoration Fund**

	2018 Actual	2019 Enacted	2020 Request	Change
Fish and Wildlife Resources-Habitat.....	19,500	34,858	34,427	-431
Fish and Wildlife Resources-Management..	12,801	11,200	7,700	-3,500
San Joaquin Division .....	4,525	11,800	8,572	-3,228
San Joaquin River Restoration Program .....	2,000	2,000	0	-2,000
Shasta Division .....	1,050	650	2,650	+2,000
Trinity River Division.....	1,500	1,500	1,500	0
<b>TOTAL APPROPRIATION .....</b>	<b>41,376</b>	<b>62,008</b>	<b>54,849</b>	<b>-7,159</b>

**APPROPRIATION: California Bay-Delta Restoration**

	2018 Actual	2019 Enacted	2020 Request	Change
<b>TOTAL APPROPRIATION .....</b>	<b>37,000</b>	<b>35,000</b>	<b>33,000</b>	<b>-2,000</b>

**APPROPRIATION: Policy and Administration**

	2018 Actual	2019 Enacted	2020 Request	Change
<b>TOTAL APPROPRIATION .....</b>	<b>59,000</b>	<b>61,000</b>	<b>60,000</b>	<b>-1,000</b>



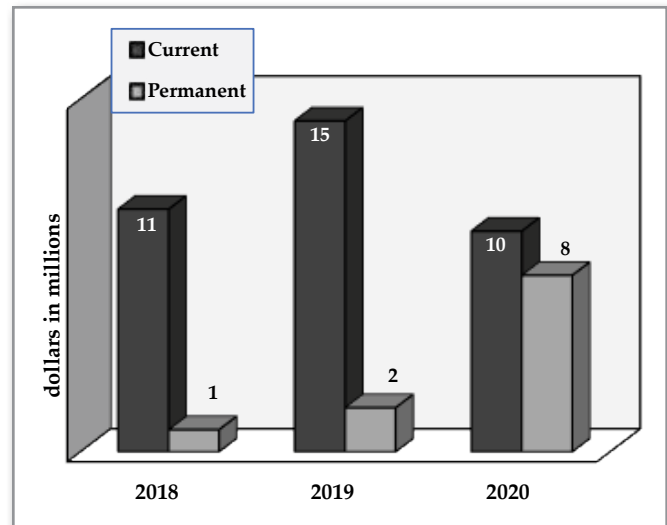
# CENTRAL UTAH PROJECT COMPLETION ACT

**Mission**—The purpose of this program is to carry out the Central Utah Project Completion Act (CUPCA) in a cost-effective, environmentally sound, and timely manner.

**Budget Overview**—The 2020 budget for CUPCA activities is \$10.0 million. The request provides funding for construction of the Spanish Fork–Santaquin Pipeline component of the Utah Lake System; supports the recovery of endangered species; and implements fish, wildlife, and recreation mitigation and water conservation projects. Funding supports activities of the Utah Reclamation Mitigation and Conservation Commission, which include implementation of the Provo River Delta Restoration Project for the recovery of the June sucker fish, a critical element of endangered species recovery efforts.

The 2020 budget includes \$3.7 million for the Central Utah Water Conservancy District to administer planning and project construction activities; \$3.0 million for fish and wildlife conservation activities funded through the CUPCA program office; and \$1.5 million for program administration. Addition-

**CUPCA Funding**



ally, the budget includes \$1.8 million for mitigation and conservation activities funded through the Utah Reclamation Mitigation and Conservation Commission.

In 2020, the Mitigation Commission anticipates \$8.1 million in interest will be realized from the Utah Reclamation Mitigation and Conservation Permanent Account established by Title IV of the

## CENTRAL UTAH PROJECT COMPLETION ACT FACTS

- Established in 1992.
- Distributes responsibility for completion of the Central Utah Project among its stakeholders.
- Makes construction of the remainder of the Central Utah Project the responsibility of the local Central Utah Water Conservancy District.
- Assigns responsibility for mitigating the environmental effects of the Central Utah Project to the Utah Reclamation Mitigation and Conservation Commission.
- Holds the Department of the Interior responsible for oversight of the project.
- Provides 62,000 acre-feet of water for irrigation of over 30,000 acres and 104,750 acre-feet for municipal and industrial purposes, meeting the needs of nearly 400,000 people.

Central Utah Project Completion Act. These funds will be used as follows: \$600,000 for the Diamond Fork ecosystem restoration and maintenance; \$4.0 million for the Provo River/Utah Lake Fish and Wildlife program for the recovery of the endangered June sucker; \$1.0 million for the Duchesne/

Strawberry Rivers Fish and Wildlife program for mitigation of impacts from the Central Utah Project on riparian and wetland habitats and on trust resources of the Ute Indian Tribe; and \$2.5 million to continue operations, management, maintenance, and rehabilitation activities.

**SUMMARY OF BUREAU APPROPRIATIONS**  
(all dollar amounts in thousands)

*Comparison of 2020 Request with 2019 Enacted*

	2019 Enacted		2020 Request		Change	
	FTE	Amount	FTE	Amount	FTE	Amount
<b>Current</b>						
Central Utah Project Completion Account.....	4	14,102	4	8,200	0	-5,902
Utah Reclamation Mitigation and Conservation.....	10	898	10	1,800	0	+902
Subtotal, Current .....	14	15,000	14	10,000	0	-5,000
<b>Permanent</b>						
Utah Reclamation Mitigation and Conservation Account.....	0	1,818	0	8,120	0	+6,302
Subtotal, Permanent .....	0	1,818	0	8,120	0	+6,302
<b>TOTAL, CENTRAL UTAH PROJECT COMPLETION ACT.....</b>	<b>14</b>	<b>16,818</b>	<b>14</b>	<b>18,120</b>	<b>0</b>	<b>+1,302</b>

## **HIGHLIGHTS OF BUDGET CHANGES**

*By Appropriation Activity/Subactivity*

### **APPROPRIATION: Central Utah Project Completion Account**

	2018 Actual	2019 Enacted	2020 Request	Change
Utah Lake Drainage Basin Water				
Delivery System.....	6,215	10,404	3,747	-6,657
Fish and Wildlife Conservation .....	1,937	2,299	2,953	+654
Program Administration.....	1,450	1,399	1,500	+101
<b>TOTAL APPROPRIATION .....</b>	<b>9,602</b>	<b>14,102</b>	<b>8,200</b>	<b>-5,902</b>

#### *Detail of Budget Changes*

	2020 Change from 2019 Enacted
<b>TOTAL APPROPRIATION .....</b>	<b>-5,902</b>
Utah Lake Drainage Basin Water	
Delivery System.....	-6,657
Project Construction.....	-6,657
Fish and Wildlife Conservation Projects.....	+654
Operating Hatcheries and Mitigation Projects.....	+1,556
Transfer to URMCA Account .....	-902
Program Administration.....	+101
Program Office Administrative Costs .....	+101

### **APPROPRIATION: Utah Reclamation Mitigation and Conservation Account**

	2018 Actual	2019 Enacted	2020 Request	Change
<b>TOTAL APPROPRIATION .....</b>	<b>898</b>	<b>898</b>	<b>1,800</b>	<b>+902</b>

#### *Detail of Budget Changes*

	2020 Change from 2019 Enacted
<b>TOTAL APPROPRIATION .....</b>	<b>+902</b>
Mitigation Projects .....	+902







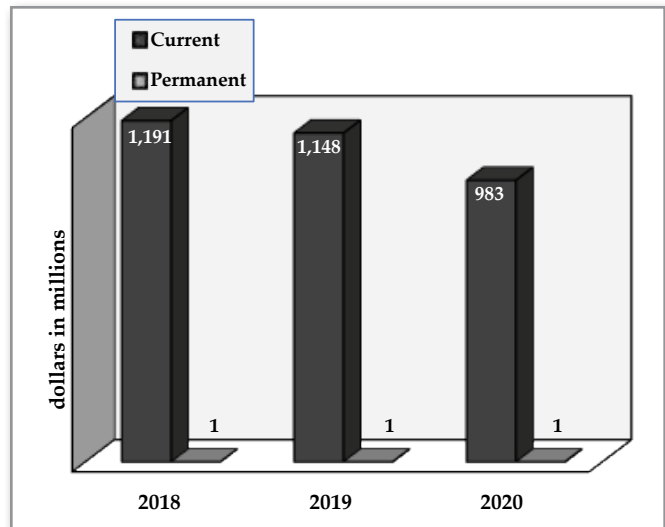
# U.S. GEOLOGICAL SURVEY

**Mission**—The U.S. Geological Survey (USGS) delivers integrated scientific understanding and forecasts of natural systems to improve the Nation’s economic well-being, reduce societal risks to hazards, and inform natural resource stewardship.

**Budget Overview**—The 2020 current budget is \$983.5 million. The budget supports the Department of the Interior’s priorities of energy security, critical mineral independence and security, hazard monitoring, and science to support informed decisions by resource managers and policy makers. The budget supports nationwide networks of more than 8,000 streamgages and more than 3,000 earthquake sensors. It also funds Landsat 9 ground systems development to replace the Landsat 7 satellite. USGS estimates the budget will support staffing of 6,937 full-time equivalents. The budget proposes structure changes discussed in more detail below.

**Program Overview**—USGS delivers information to classify energy and mineral resources, identify hazards and predict damage from those hazards, guide transportation planning, inform managers of natural resources, and improve quality of life and economic vitality. The USGS is responsible for monitoring and notification of earthquakes, volcanic activity, and landslides in the United States and collaborates with partners to improve hazard monitoring, explore vulnerable interdependencies, and speed disaster response. Research USGS conducts on minerals, energy resources, and global mineral commodity reports supports national security, provides information to manage energy resources, and informs the understanding of international trade issues. USGS provides essential information for stewardship of the Nation’s lands and pro-

### USGS Funding



tection from biological threats. Through remote sensing, USGS provides information to support adaptation and development activities, including those related to infrastructure and energy supply. The USGS provides digital land-surface images for research, monitoring, and management of forest health, water supply, agricultural production, and benchmarking commercial geospatial products and services. USGS Water Science Centers, as well as three major research centers, characterize the Nation’s water resources, develop tools to improve water management, and provide information to minimize loss from natural or man-made hazards.

The investments in the 2020 budget, highlighted below, reflect the alignment of science and tools needed to address complex challenges and deliver critical services, while reducing overall program costs. The budget does not request funding for programs more appropriately funded by USGS partners.

## U.S. GEOLOGICAL SURVEY FACTS

- **Founded by an Act of Congress in 1879.**
- **Is the Nation's largest water, earth, and biological science and civilian mapping agency.**
- **Employs over 8,000 scientists, technicians, and support staff working in more than 400 locations throughout the United States.**
- **USGS is a primary Federal source of science-based information on ecosystem science, land resources, energy and mineral resources, natural hazards, water use and availability, and updated maps and images for the Earth's features available to the public.**
- **In 2018, the public downloaded over 33 million Landsat satellite scenes; an increase of nearly 50 percent over 2017 downloads.**
- **USGS archives provide direct access to air photos dating to 1939 and over 100 other satellite, cartographic, and topographic datasets characterizing the Earth's surface at no cost to the user.**

**Ecosystems Programs**—The 2020 budget includes \$141.0 million for Ecosystems programs focused on nationally significant priorities, including detecting and responding to invasive species and wildlife disease, research supporting the conservation and recovery of species at-risk or protected by law, and science supporting biological resource management. The request includes \$44.4 million for Species Management Research programs, including science support to inform Flyway Council harvest allocations; deep-water monitoring to understand fisheries stocks in the Great Lakes; conflict reduction between wildlife and energy development, including migration corridors and wintering grounds; and species recovery. The budget provides \$29.0 million for Biological Threats Research, which includes \$5.6 million for Asian Carp research. It includes \$43.8 million for Land Management Research programs to help Interior and other land managers better understand species and habitats to improve their management. The budget includes \$23.9 million for the Climate Adaptation Science Center subactivity for research supporting land-use decisions with application to natural resource management, community safety, and economic development.

**Energy and Mineral Resources Programs**—The 2020 budget includes \$86.1 million for Energy and Mineral Resources research and assessments on the occurrence, quality, supply, and use of national and global mineral and energy resources. The budget provides \$60.2 million in Mineral Resources

to collect data and conduct research on a wide variety of non-fuel mineral resources, including research on critical minerals important to the economic stability and national security of the United States. Critical mineral commodities are those with important strategic uses particularly in manufacturing and technology. These critical minerals are primarily developed outside of the United States and have no viable substitutes, leaving the United States vulnerable to potential disruptions in supplies. The 2020 budget supports the advanced topographic, geologic, and geophysical data collection needed to locate critical mineral resources in the U.S. and to inform management of private-sector domestic development. The Mineral Resources Program also includes funding to continue a magnetotelluric survey of the contiguous United States, providing insights useful for energy and mineral resource development, groundwater management, and electrical grid resiliency. The budget includes \$25.9 million for Energy Resources, to provide new and updated assessments of undiscovered, technically recoverable domestic and international oil and gas resources, and to understand the potential to diversify the national energy portfolio.

**Natural Hazards Programs**—The 2020 budget includes \$145.0 million for Natural Hazards for scientific information and tools to better understand and respond to hazards such as volcanoes, earthquakes, tsunamis, and landslides to ultimately reduce potential fatalities, injuries, and property damage. The Earthquake Hazards program is

funded at \$64.3 million and prioritizes funding to maintain robust national earthquake monitoring and reporting capabilities, including \$8.2 million for operations and maintenance of existing Shake-Alert Earthquake Early Warning systems in conjunction with State and local partners. The Volcano Hazards program is funded at \$28.1 million to monitor the Nation's volcanoes to issue alerts and information about eruptions, supporting decisions about evacuations and aircraft diversions for volcanic ash. Additionally, the budget provides \$6.7 million to operate and maintain the Global Seismic Network, \$1.9 million to support geomagnetic monitoring and research, and \$3.6 million for the Landslide Hazards program, which supports post-fire debris-flow hazard assessments in response to major wildfires, as well as research and early warning capabilities. The Coastal/Marine Hazards and Resources program is funded at \$40.5 million to improve assessments of hazard sources, such as submarine landslides and coastal storms, and potential impacts on offshore operations, coastal communities, and infrastructure.

**Water Resources Programs**—The 2020 budget includes \$179.9 million for Water Resources to collect and deliver hydrologic data; model and analyze hydrologic systems; and conduct research to better understand and identify new methods to gather water data. The request supports water use and water availability studies, maintains support for Federal priority streamgages, and regional-scale water quality models and model-based decision support tools. The Water Observing Systems program is funded at \$105.1 million, supporting the monitoring and analysis of water quality samples from the Nation's streams and rivers, maintaining the national streamgage networks to provide long-term data, and continuing to develop and improve data collection and analysis tools. The budget also includes \$74.9 million for the Water Resources Availability program to assess water availability and use, develop water models, and examine how water quality affects water availability. This includes \$2.9 million to conduct research addressing Harmful Algal Blooms. Within both of these programs, the budget provides \$57.7 million in cooperative matching funds.

**Core Science Systems Programs**—The 2020 budget provides \$207.2 million for Core Science Systems, which includes \$89.0 million for the National Land Imaging program. Funding for the National Land Imaging program includes \$73.4 million for satellite operations, of which \$32.0 million will continue development of the Landsat 9 ground system in collaboration with the National Aeronautics and Space Administration (NASA). Landsat 9 will continue to provide land imaging data used to support agriculture, forestry, land use, water resources, and natural resource management. The budget includes \$67.9 million for the National Geospatial Program for high-quality topographic, geologic, and hydrographic data needed to manage energy resources, plan transportation and other infrastructure projects, as well as improve flood prediction, emergency response, and hazard mitigation. The request continues the collection of high-resolution elevation and hydrography data for the Nation, including modernization of maps for Alaska, and achieving complete national lidar coverage by 2026. The budget includes \$24.4 million for geologic mapping activities, in partnership with States, needed to support infrastructure development, resource management, and hazard mitigation; and \$26.0 million to support other activities, including land cover monitoring and assessments, high performance computing, libraries, and analytics.

**Science Support**—The 2020 budget request includes \$102.9 million for Science Support activities. This funding supports the USGS executive, managerial, and accounting activities; information management and technology; and support services. Funding includes \$81.0 million for administration and management and \$21.9 million for information services. Within administration and management, the budget includes \$6.2 million for USGS support of Department-wide reorganization efforts to stand up the 12 unified regions, relocate resources closer to customers, and support implementation of shared service solutions.

**Facilities**—The 2020 budget includes \$121.3 million for Facilities. This funding is needed to meet General Services Administration rent requirements and enables USGS to relocate some or all the Menlo

Park activities to Moffett Field, a part of the NASA Ames Research Center. Relocation will facilitate collaborative work with NASA and other tenants at Moffett Field and mitigate or avoid rent increases experienced recently at Menlo Park.

**Budget Structure Changes**—The budget proposes structure changes that reflect stakeholder-focused realignment of program priorities.

A restructure of the Ecosystems activity consolidates research spread across five existing Ecosystem programs into three programs, aligns similar disciplines of research, and focuses resources on the most pressing resource management issues of Interior and other Federal, State, and Tribal resource management agencies. It consolidates research from two Land Resources programs into the Climate Adaptation Science Center within Ecosystems. The Species Management Research program focuses on recovery of threatened and endangered species, trust species, and species of management concern to support decisions. The Land Management Research program focuses on place-based research to support management options across geographic areas of management concern. The Biological Threats Research program provides research to combat invasive species, fish diseases, and wildlife diseases.

A restructure of the Water Resources activity aligns resources to achieve integrated observation, understanding, prediction, and delivery of water science and information to the Nation. The proposed Water Resources Availability Program will conduct water availability assessments, measure and estimate water budgets, develop models, and conduct interpretive studies related to the water quality aspects of water availability. The proposed Water Observing Systems Program will include groundwater and streamflow monitoring that monitors water quantity, and observational networks that monitor sediment, nutrients, and other contaminants that contribute to water quality.

The budget also proposes to shift the National Land Imaging subactivity, including operation and development of Landsat satellites and ground systems to the Core Science System mission area. It also moves land cover monitoring and assessment activities of the Land Change Science subactivity into the Core Science System mission area's Science Synthesis, Analysis, and Research subactivity.

**Fixed Costs**—Fixed costs of \$11.8 million are fully funded.

**SUMMARY OF BUREAU APPROPRIATIONS**  
**(all dollar amounts in thousands)**

*Comparison of 2020 Request with 2019 CR*

	2019 CR		2020 Request		Change	
	FTE	Amount	FTE	Amount	FTE	Amount
<b>Current</b>						
Surveys, Investigations, and Research .....	4,623	1,148,457	3,873	983,467	-750	-164,990
Subtotal, Current .....	4,623	1,148,457	3,873	983,467	-750	-164,990
<b>Permanent</b>						
Surveys, Investigations, and Research .....	0	55	0	57	0	+2
Contributed Funds .....	5	862	5	819	0	-43
Subtotal, Permanent .....	5	917	5	876	0	-41
<b>Allocation and Reimbursable</b>						
Allocation .....	29	0	29	0	0	0
Reimbursable .....	3,030	0	3,030	0	0	0
Subtotal, Reimbursable, Allocation, and Other.....	3,059	0	3,059	0	0	0
<b>TOTAL, U.S. GEOLOGICAL SURVEY.....</b>	<b>7,687</b>	<b>1,149,374</b>	<b>6,937</b>	<b>984,343</b>	<b>-750</b>	<b>-165,031</b>

## HIGHLIGHTS OF BUDGET CHANGES

*By Appropriation Activity/Subactivity*

### APPROPRIATION: Surveys, Investigations, and Research

	2018 Actual	2019 CR	2020 Request	Change
<i>Ecosystems (new structure)</i>				
Species Management Research.....	[64,111]	[64,111]	44,359	+44,359
Land Management Research .....	[62,473]	[62,473]	43,793	+43,793
Biological Threats Research .....	[28,999]	[28,999]	28,996	+28,996
Climate Adaptation Science Center .....	[44,488]	[44,488]	23,901	+23,901
Cooperative Research Units.....	[17,371]	[17,371]	0	0
Subtotal, Ecosystems.....	[217,442]	[217,442]	141,049	+141,049
<i>Ecosystems (old structure)</i>				
Status and Trends.....	20,473	20,473	0	-20,473
Fisheries Program.....	20,136	20,136	0	-20,136
Wildlife Program .....	46,007	46,007	0	-46,007
Environments Program .....	36,415	36,415	0	-36,415
Invasive Species.....	17,330	17,330	0	-17,330
Cooperative Research Units.....	17,371	17,371	0	-17,371
Subtotal, Ecosystems.....	157,732	157,732	0	-157,732
<i>Land Resources (old structure)</i>				
National Land Imaging .....	93,094	93,094	0	-93,094
Land Change Science .....	34,070	34,070	0	-34,070
National and Regional Climate Adaptation Science Centers .....	25,335	25,335	0	-25,335
Subtotal, Land Resources .....	152,499	152,499	0	-152,499
<i>Energy and Mineral Resources, and Environmental Health</i>				
<i>Mineral and Energy Resources</i>				
Mineral Resources .....	49,371	49,371	60,193	+10,822
Energy Resources .....	30,872	30,872	25,879	-4,993
<i>Environmental Health (old structure) .....</i>				
Contaminant Biology .....	10,197	10,197	0	-10,197
Toxic Substances Hydrology .....	12,398	12,398	0	-12,398
Subtotal, Energy and Mineral Resources, and Environ Health .....	102,838	102,838	86,072	-16,766
<i>Natural Hazards</i>				
Earthquake Hazards .....	83,403	83,403	64,303	-19,100
Volcano Hazards .....	42,621	42,621	28,121	-14,500
Landslide Hazards .....	3,538	3,538	3,554	+16
Global Seismographic Network.....	6,653	6,653	6,661	+8
Geomagnetism.....	1,888	1,888	1,888	0
Coastal/Marine Hazards and Resources .....	40,510	40,510	40,498	-12
Subtotal, Natural Hazards .....	178,613	178,613	145,025	-33,588
<i>Water Resources (new structure)</i>				
Water Resources Availability Program ....	[110,907]	[110,907]	74,858	+74,858
Water Observing Systems Program.....	[112,545]	[112,545]	105,064	+105,064
Water Resources Research Act Program..	[6,500]	[6,500]	0	0
Subtotal, Water Resources.....	[229,952]	[229,952]	179,922	+179,922

**APPROPRIATION: Surveys, Investigations, and Research** (continued)

	2018 Actual	2019 CR	2020 Request	Change
<b>Water Resources (old structure)</b>				
Water Availability and Use Science				
Program .....	46,052	46,052	0	-46,052
Groundwater and Streamflow				
Information Program .....	74,173	74,173	0	-74,173
National Water Quality Program .....	90,829	90,829	0	-90,829
Water Resources Research Act Program ..	6,500	6,500	0	-6,500
Subtotal, Water Resources .....	217,554	217,554	0	-217,554
<b>Core Science Systems</b>				
National Land Imaging Program (new structure) .....	[101,065]	[101,065]	88,955	+88,955
Science Synthesis, Analysis, and Research Program .....	24,051	24,051	25,987	+1,936
National Cooperative Geological Mapping Program .....	24,397	24,397	24,397	0
National Geospatial Program .....	67,854	67,854	67,854	0
Subtotal, Core Science Systems .....	116,302	116,302	207,193	+90,891
<b>Science Support</b>				
Information Services .....	21,947	21,947	21,947	0
Administration and Management .....	80,881	80,881	80,963	+82
Subtotal, Science Support .....	102,828	102,828	102,910	+82
<b>Facilities</b>				
Rental Payments and Operations				
Maintenance .....	104,927	104,927	113,321	+8,394
Deferred Maintenance and Capital Improvements .....	15,164	15,164	7,975	-7,189
Subtotal, Facilities .....	120,091	120,091	121,296	+1,205
<b>TOTAL APPROPRIATION (w/o supplemental)</b>	<b>1,148,457</b>	<b>1,148,457</b>	<b>983,467</b>	<b>-164,990</b>
Supplemental .....	42,246	0	0	0
<b>TOTAL APPROPRIATION (w/ supplemental)</b>	<b>1,190,703</b>	<b>1,148,457</b>	<b>983,467</b>	<b>-164,990</b>

**Detail of Budget Changes**

	2020 Change from 2019 CR	2020 Change from 2019 CR
<b>TOTAL APPROPRIATION</b> .....	<b>-164,990</b>	
<b>Ecosystems</b> .....	<b>-16,683</b>	
Species Management Research (new structure) .....	+44,359	+43,793
Transfer from Environmental Health, Contaminant Biology .....	+10,197	+6,540
Transfer from Environments .....	+5,166	+5,025
Transfer from Fisheries .....	+10,250	+7,383
Transfer from Status and Trends .....	+13,090	+12,276
Transfer from Wildlife .....	+25,408	-5,025
Museum Collections .....	-1,600	-2,599
Species-Specific Research .....	-6,653	-1,000
Toxicological and Pathogenic Diseases		
Individual Organisms .....	-5,099	-4,272
Populations .....	-5,098	-1,485
Whooping Crane Propagation .....	-1,500	-4,462
Fixed Costs .....	+198	+163
<b>Land Management Research (new structure)</b> .....		
Transfer from Environments .....		+31,249
Transfer from Fisheries .....		+6,540
Transfer from Land Resources, Land Change Science .....		+5,025
Transfer from Status and Trends .....		+7,383
Transfer from Wildlife .....		+12,276
Biological Carbon Sequestration .....		-5,025
Chesapeake Bay .....		-2,599
Contaminants Research .....		-1,000
Greater Everglades .....		-4,272
Habitat Research .....		-1,485
Land and Water Management Research .....		-4,462
Fixed Costs .....		+163

**APPROPRIATION: Surveys, Investigations, and Research** (continued)

*Detail of Budget Changes*

	<u>2020 Change from 2019 CR</u>		<u>2020 Change from 2019 CR</u>
Biological Threats Research ( <i>new structure</i> )	+28,996	Transfer to Ecosystems, Land	
Transfer from Fisheries.....	+3,346	Management Research.....	-5,025
Transfer from Invasive Species.....	+17,330	National and Regional Climate Adaptation	
Transfer from Wildlife.....	+8,323	Science Centers.....	-25,335
White Nose Syndrome Research.....	-154	Transfer to Ecosystems, Climate	
Fixed Costs.....	+151	Adaptation Science Center.....	-25,335
Climate Adaptation Science Center ( <i>new structure</i> ).....	+23,901	Energy and Mineral Resources, and	
Transfer from Land Resources, Land		Environmental Health.....	-16,766
Change Science.....	+19,153	Mineral and Energy Resources.....	+5,829
Transfer from Land Resources, National		Mineral Resources.....	+10,822
& Regional Climate Adaptation Science		Continue Magnetotelluric Survey of the	
Centers.....	+25,335	United States.....	+1,726
Arctic.....	-528	Critical Minerals.....	+10,598
Climate Research and Development ...	-6,125	Domestic Minerals Base Assessment	-1,000
Landscape Science.....	-2,213	Minerals Information.....	-371
Realign Centers.....	-11,318	Research and Assessment.....	-372
Tribal Climate Adaptation Science.....	-500	Fixed Costs.....	+241
Fixed Costs.....	+97	Energy Resources.....	-4,993
Status and Trends ( <i>old structure</i> ).....	-20,473	Alaska North Slope Resource	
Transfer to Land Management		Assessments.....	-4,700
Research.....	-7,383	Coal and Uranium Resource	
Transfer to Species Management		Assessments.....	-1,519
Research.....	-13,090	Geologic Carbon Sequestration.....	-1,891
Fisheries Program ( <i>old structure</i> ).....	-20,136	Modernize and Provide	
Transfer to Biological Threats Research	-3,346	Multi-Resource Assessments.....	+2,992
Transfer to Land Management		Fixed Costs.....	+125
Research.....	-6,540	Environmental Health ( <i>old structure</i> ).....	-22,595
Transfer to Species Management		Contaminant Biology.....	-10,197
Research.....	-10,250	Transfer to Ecosystems, Species	
Wildlife Program ( <i>old structure</i> ).....	-46,007	Management Research.....	-10,197
Transfer to Biological Threats Research	-8,323	Toxic Substance Hydrology.....	-12,398
Transfer to Land Management		Transfer to Water Resources, Water	
Research.....	-12,276	Resources Availability.....	-12,398
Research.....	-25,408	Natural Hazards.....	-33,588
Environments Program ( <i>old structure</i> ).....	-36,415	Earthquake Hazards.....	-19,100
Transfer to Land Management		National Seismic Hazard Model	
Research.....	-31,249	Improvements and Alaska Update ...	+2,654
Transfer to Species Management		Advanced National Seismic System	
Research.....	-5,166	Deferred Maintenance.....	-5,000
Invasive Species ( <i>old structure</i> ).....	-17,330	Earthscape Stations.....	-1,400
Transfer to Biological Threats Research	-17,330	Earthquake Early Warning Capacity ...	-14,700
Cooperative Research Units.....	-17,371	Seismic Network Improvements.....	-826
Land Resources ( <i>old structure</i> ).....	-152,499	Fixed Costs.....	+172
National Land Imaging.....	-93,094	Volcano Hazards.....	-14,500
Transfer to Core Science Systems,		Completion of Instrument Upgrades and	
National Land Imaging.....	-93,094	Repairs on High-Threat Volcanoes ...	-13,000
Land Change Science.....	-34,070	Hazards Assessments.....	-97
Transfer to Core Science Systems,		Next-Generation Lahar Detection	
National Land Imaging.....	-7,971	System Equipment.....	-1,500
Transfer to Core Science Systems, Science		Fixed Costs.....	+97
Synthesis, Analysis, and Research....	-1,921	Landslide Hazards.....	+16
Transfer to Ecosystems, Climate		Fixed Costs.....	+16
Adaptation Science Center.....	-19,153	Global Seismographic Network.....	+8
		Fixed Costs.....	+8
		Coastal/Marine Hazards and Resources..	-12



**APPROPRIATION: Surveys, Investigations, and Research** (continued)

*Detail of Budget Changes*

	<u>2020 Change from 2019 CR</u>		<u>2020 Change from 2019 CR</u>
Coastal, Wetlands, and Estuarine		National Water Quality Program ( <i>old</i>	
Restoration Research .....	-158	<i>structure</i> ).....	-90,829
Fixed Costs .....	+146	Transfer to Water Observing Systems ..	-38,372
Water Resources .....	-37,632	Transfer to Water Resources	
Water Resources Availability ( <i>new</i>		Availability.....	-52,457
<i>structure</i> ).....	+74,858	Water Resources Research Act Program..	-6,500
Transfer from Environmental Health,		Core Science Systems.....	+90,891
Toxic Substance Hydrology .....	+12,398	National Land Imaging ( <i>new structure</i> ).....	+88,955
Transfer from National Water Quality		Transfer from Land Resources, Land	
Program.....	+52,457	Change Science.....	+7,971
Transfer from Water Availability and		Transfer from Land Resources, National	
Use Science.....	+46,052	Land Imaging .....	+93,094
Aquifer Assessments.....		Landsat 9 Ground Systems	
Mississippi Alluvial Plain.....	-2,797	Development .....	+5,800
U.S.-Mexico Transboundary Aquifer	-1,000	Remote Sensing State Grants .....	-1,215
Constituent and Contaminant		Research and Investigations .....	-5,949
Hydrology.....	-10,848	Satellite Operations .....	-10,905
Cooperative Matching Funds		Fixed Costs .....	+159
Water Use Research .....	-1,000	Science Synthesis, Analysis, and	
Harmful Algal Blooms.....	-1,350	Research .....	+1,936
National Park Service Water-Quality		Transfer from Land Resources, Land	
Partnership.....	-1,743	Change Science.....	+1,921
Regional Water-Quality Assessments... Shallow and Fractured Bedrock	-4,100	Program Operations.....	-59
Groundwater Research .....	-300	Fixed Costs .....	+74
Unconventional Oil and Gas Research..	-250	National Cooperative Geological	
Water Science Research and		Mapping.....	0
Development .....	-10,874	Program Operations.....	-71
Water Use Data and Research.....	-1,500	Fixed Costs .....	+71
Water-Quality Trends .....	-635	National Geospatial .....	0
Fixed Costs .....	+348	Program Operations.....	-177
Water Observing Systems ( <i>new structure</i> )...	+105,064	Fixed Costs .....	+177
Transfer from Groundwater and		Science Support .....	+82
Streamflow Information.....	+74,173	Administration and Management .....	+82
Transfer from National Water Quality		Support for Interior Reorganization.....	+6,200
Program.....	+38,372	Program Operations.....	-6,690
Cooperative Matching Funds		Fixed Costs .....	+572
Tribal Water .....	-500	Information Services .....	0
Urban Water Federal Partnership.....	-717	Program Operations.....	-43
Groundwater Quality Monitoring		Fixed Costs .....	+43
Network .....	-1,094	Facilities .....	+1,205
National Atmospheric Deposition		Rental Payments and Operations	
Program.....	-1,576	Maintenance .....	+8,394
National Groundwater Monitoring		Menlo Park Relocation .....	+682
Network .....	-2,395	Program Operations.....	-890
Water Science Research and		Fixed Costs.....	+8,602
Development .....	-1,540	Deferred Maintenance and Capital	
Fixed Costs .....	+341	Improvements .....	-7,189
Water Availability and Use Science ( <i>old</i>		Subtotal for Changes Across Multiple	
<i>structure</i> ).....	-46,052	Subactivities	
Transfer to Water Resources		Fixed Costs .....	[+11,801]
Availability.....	-46,052		
Groundwater and Streamflow Information			
( <i>old structure</i> ) .....	-74,173		
Transfer to Water Observing Systems..	-74,173		





# U.S. FISH AND WILDLIFE SERVICE

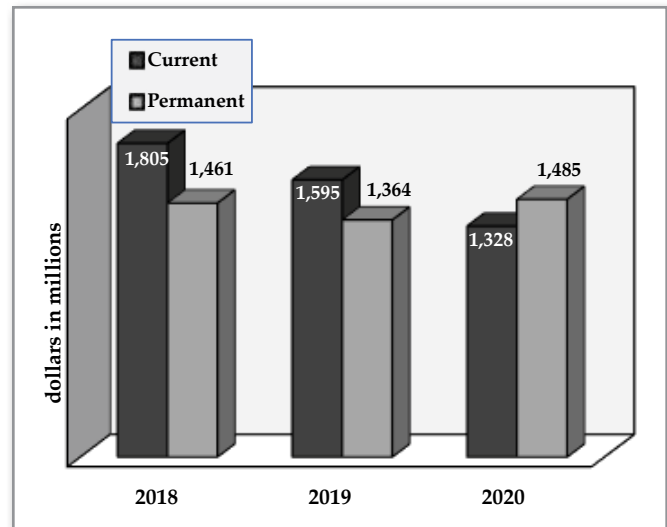
**Mission**—The mission of the Fish and Wildlife Service (FWS) is to work with others to conserve, protect, and enhance fish, wildlife, plants, and their habitats for the continuing benefit of the American people.

**Budget Overview**—The 2020 President’s budget for FWS totals \$2.8 billion, including current appropriations of \$1.3 billion. The budget includes \$1.5 billion available in permanent appropriations, most of which will be provided directly to States for fish and wildlife restoration and conservation. The 2020 budget prioritizes resources to increase access to outdoor recreational opportunities, improve permitting processes, modernize infrastructure, and recover species listed under the Endangered Species Act. FWS estimates the budget will support staffing equal to 8,370 full-time equivalents in 2020.

**Program Overview**—FWS’s major responsibilities are to protect and conserve migratory birds, threatened and endangered species, certain marine mammals, and interjurisdictional fish, while operating 567 units of the National Wildlife Refuge System. To accomplish its mission, FWS seeks opportunities to partner with farmers and other private landowners, State and local governments, other Federal agencies, Tribes, citizen volunteers, corporations, and conservation groups.

Since 1903, the National Wildlife Refuge System has provided habitat to benefit wildlife and unparalleled outdoor experiences for all Americans and has conserved natural resources. Today, most major metropolitan areas have at least one wildlife refuge within an hour’s drive. National wildlife refuges provide habitat for more than 700 species

## FWS Funding



of birds, 220 species of mammals, 250 reptile and amphibian species, and more than 1,000 species of fish. Each year, millions of migrating birds use refuges as stepping stones as they fly thousands of miles between their summer and winter homes. Wildlife refuges provide recreational opportunities for photography, hiking, fishing, hunting, and education programs for more than 55 million visitors annually. Today, the public can access hunting opportunities at 377 wildlife refuges and fishing at 312. FWS also manages 760 million acres in marine national monuments, mostly in extremely remote parts of the Pacific Ocean.

FWS collaborates with States, Tribes, private landowners, non-governmental organizations, and Federal partners to promote recovery of species listed under the Endangered Species Act (ESA). Through inclusive efforts with the States and local communities, FWS develops and implements recovery plans identifying management actions to

## U.S. FISH AND WILDLIFE SERVICE FACTS

- Originated in 1871 with the purpose of studying and recommending solutions to a decline in food fish.
- Manages more than 855 million acres of land and water in the National Wildlife Refuge System, composed of 567 national wildlife refuges, seven national monuments, and thousands of small wetlands.
- Distributed more than \$1.5 billion in 2018 mostly to States and Tribes for the conservation of wildlife and habitat so Americans can enjoy the outdoors.
- Works with the Department of State and foreign governments to stem illegal wildlife trafficking by focusing law enforcement efforts on key regions such as Southeast Asia and Africa.

promote species recovery. FWS strives to prevent the extinction and promote recovery of imperiled species. This includes efforts to facilitate economic development planning to accommodate land use while avoiding conflicts with imperiled species, using the best available science as a basis for its decisions.

The FWS Fisheries program helps safeguard inter-jurisdictional fisheries worth billions of dollars; rescues troubled aquatic species on the brink of extinction; and provides recreational opportunities for the public. In addition, FWS operates one historic national fish hatchery, seven fish technology centers, and nine fish health centers. Sixty-eight national fish hatcheries produced and distributed 113 million fish in 2018 including striped bass, steelhead, lake trout, and salmon.

FWS also plays a major role in the conservation of international wildlife resources as the lead agency for implementing U.S. treaty commitments for migratory birds, endangered species, wildlife trade, arctic species, wetlands, some marine mammal species, and biological resources of the Western Hemisphere.

**Resource Management**—The 2020 budget for the principal FWS operating account, Resource Management, is \$1.3 billion.

**Ecological Services**—The budget includes \$240.0 million to conserve, protect, and enhance listed and at-risk fish, wildlife, plants, and their habitats, and

within that, prioritizes funding for Planning and Consultation and Recovery activities. The budget includes \$107.5 million to support environmental reviews, consultation services, and permitting for infrastructure and other projects, which helps avoid backlogs. The budget includes \$95.0 million to promote the recovery of listed species through completion of recovery actions and 5-year species status reviews as required by the ESA. The budget proposes \$11.1 million for the listing of species. To proactively conserve at-risk species, the budget includes \$26.4 million for Conservation and Restoration activities, including \$9.4 million for targeted candidate conservation efforts to keep those species off the threatened and endangered species lists.

**Habitat Conservation**—The budget includes \$67.8 million for Habitat Conservation programs with \$54.4 million to support voluntary, citizen, and community-based conservation on private lands through the Partners for Fish and Wildlife Program. The budget includes \$13.4 million for the Coastal Program to promote voluntary habitat conservation on public and private lands along the coasts of the United States.

**National Wildlife Refuge System**—In 2020, operation and maintenance of the refuge system is supported at \$509.5 million. Funding focuses on improving infrastructure and habitat while ensuring access to public lands for wildlife-dependent recreation, including wildlife photography, hunting, and fishing.

The request includes \$239.4 million for wildlife and habitat management, focusing funding on improving wildlife and habitat through activities such as forest management to promote healthy wildlife populations. The request focuses resources on improving habitat conditions using tools such as controlled burns and active wetland habitat management to benefit waterfowl and other wildlife populations. The budget includes funding to increase access to wildlife refuges and develop new and expanded outdoor recreation opportunities, including hunting and fishing. Support for the refuge system includes \$5.0 million to expand efforts to combat invasive species including establishing additional Strike Teams across the country to apply proven early detection/rapid response (EDRR) techniques. A new Strike Team established in Alaska will work in partnership with the State of Alaska to develop best practices for joint Federal/State EDRR efforts to fight invasive species.

The budget request includes \$80.9 million for Visitor Services. The refuge system offers a variety of wildlife-dependent recreation opportunities and continues to welcome more visitors each year. With more than 100 refuges within 25 miles of most major cities, wildlife refuges offer excellent opportunities for more Americans, including anglers, hunters, photographers, and bird watchers, to enjoy outdoor recreation first-hand. The budget prioritizes support for hunting, fishing, and wildlife watching, among other wildlife-dependent recreation opportunities that benefit local communities. The request includes \$43.2 million to ensure visitors enjoy safe outdoor experiences while protecting property and resources.

The request includes \$146.0 million for refuge facility and equipment maintenance. The budget prioritizes maintenance of FWS-owned facilities and infrastructure, such as water control structures and administrative facilities. Addressing health and human safety deficiencies at existing facilities is the highest priority for maintenance funding.

*Migratory Bird Management*—In 2016, the most recent year in which FWS conducted the *National Survey of Fishing, Hunting, and Wildlife-Associated*

*Recreation*, 2.4 million migratory bird hunters enjoyed more than 15,600 days afield and generated \$2.3 billion in economic activity. In addition, 45 million people enjoyed 4.3 million days bird watching, much of it in rural America. The budget includes \$49.5 million for migratory bird management to support population monitoring, cooperation with States on migratory bird management, and environmental reviews as required for development projects. The 2020 budget also includes \$13.1 million for the North American Waterfowl Management Plan to support regional partnerships—known as joint ventures—of government agencies, nonprofit organizations, corporations, Tribes, and individuals that conserve habitat for migratory birds across North America.

*Law Enforcement*—The budget provides \$77.2 million for law enforcement activities investigating wildlife crimes and enforcing wildlife laws. FWS enforces domestic wildlife laws such as the Lacey Act, which prohibits trade in certain wildlife and plants including products made from illegally logged timber. The budget supports continuing cooperation with other nations to combat wildlife trafficking to protect elephants, rhinos, and other species by stopping illicit trade, ensuring sustainable legal trade, reducing demand for illegal products, and providing technical assistance and grants to other nations to develop local enforcement capabilities.

*International Affairs*—The budget includes \$16.6 million for technical and financial assistance to international partners for innovative projects that address wildlife poaching and trafficking and support resource conservation. The International Affairs program uses grants and cooperative agreements to work with other countries to strengthen enforcement, reduce demand for illegally traded wildlife, and expand international cooperation to conserve wildlife and natural resources. The request includes funding to reduce wildlife trafficking through community outreach, awareness, and engagement with stakeholders as a means to change harmful consumption patterns and enhance the value of wildlife in order to conserve international species.

*Fish and Aquatic Conservation*—The budget request for Fish and Aquatic Conservation is \$155.6 million, supporting access to recreational fishing and fisheries conservation. The request includes \$82.2 million for the operation and maintenance of the National Fish Hatchery System. Maintenance funding will be used to modernize hatchery infrastructure and facilities thereby reducing operating costs and improving research and fish production capabilities. FWS will continue to cooperate with Federal agency partners to ensure hatchery activities mitigate impacts of Federal water projects via reimbursable service agreements while prioritizing the recovery of federally listed threatened or endangered species, restoration of imperiled species, and fulfillment of Tribal partnerships and trust responsibilities.

The budget proposes \$73.4 million for Aquatic Habitat and Species Conservation, including \$16.1 million to prevent aquatic invasive species from entering our waterways and to control or eradicate established species that threaten ecosystems, recreation, and economic values. For example, the request includes \$7.8 million to target Asian carp and \$2.0 million to control invasive mussels plaguing western States. The request includes \$14.0 million for fish passage improvements that enable fish to use additional habitat. The request also includes \$29.7 million to maintain support for management of subsistence fishing in Alaska and fishery monitoring, management, and restoration nationwide.

*General Operations*—The General Operations budget totals \$140.9 million. The request includes \$35.8 million for FWS-wide expenses, \$7.0 million for conservation partnerships with the National Fish and Wildlife Foundation, and \$21.4 million for the operation and maintenance of the National Conservation Training Center. The request proposes to restructure the budget to consolidate administrative support services such as human resources and contracting across FWS, to realize savings and optimize the delivery of administrative services.

As part of the Department-wide reorganization effort, the FWS budget includes \$5.7 million to support Interior's 12 unified regions, relocate re-

sources closer to customers, and implement shared service solutions to better deliver operational services across the Department.

**Construction**—The 2020 budget for Construction is \$15.7 million, of which \$9.1 million is for line-item construction projects.

**Land Acquisition**—The 2020 budget proposes \$4.5 million for FWS land acquisition activities, which includes \$9.9 million in new budget authority and a \$5.3 million proposed cancellation of prior year balances. The budget reflects the Administration's priority to support management of existing lands and resources over acquisition of new Federal lands. The budget continues support for enacted acquisition projects. In 2020, FWS will focus on completing enacted acquisitions and acquiring in-holdings that enhance operational efficiency.

**North American Wetlands Conservation Fund**—The 2020 request is \$40.0 million for the North American Wetlands Conservation Fund. Funding continues these cost-shared partnership projects for wetlands and waterfowl conservation supporting conservation and outdoor recreation.

**Cooperative Endangered Species Conservation Fund**—The 2020 budget does not request current funding for this account since higher priority endangered species work is funded within the FWS Resource Management Account. To focus resources on core FWS operations such as habitat management and providing access to outdoor recreation, the budget proposes to cancel \$31.0 million in prior year funds related to land acquisition grants that are inactive and for which funding is no longer needed.

**Multinational Species Conservation Fund**—The 2020 budget includes \$6.0 million for the Multinational Species Conservation Fund. Funding leverages support from partners to protect African and Asian elephants, rhinos, tigers, great apes, and marine turtles from threats including those linked to illegal wildlife trafficking. These grants complement efforts in the FWS law enforcement program.

**Neotropical Migratory Bird Conservation Fund**—The 2020 request includes \$3.9 million for the Neotropical Migratory Bird Conservation Fund, providing matching grants for neotropical migratory bird conservation projects throughout the Western Hemisphere.

**State and Tribal Wildlife Grants**—The State and Tribal Wildlife Grants request is \$31.3 million. Within the total is \$2.0 million for competitive

grants for projects helping to protect key migration corridors for iconic western species including elk, mule deer, and pronghorn antelope.

**Fixed Costs**—Fixed costs of \$7.5 million are fully funded.

**SUMMARY OF BUREAU APPROPRIATIONS**  
(all dollar amounts in thousands)

*Comparison of 2020 Request with 2019 CR*

	2019 CR		2020 Request		Change	
	FTE	Amount	FTE	Amount	FTE	Amount
<b>Current</b>						
Resource Management .....	6,690	1,279,002	6,682	1,257,161	-8	-21,841
Construction.....	41	66,540	41	15,693	0	-50,847
Land Acquisition <sup>1/</sup> .....	79	63,839	44	4,540	-35	-59,299
National Wildlife Refuge Fund .....	0	13,228	0	0	0	-13,228
Cooperative Endangered Species Conservation Fund ..	13	53,495	0	-31,008	-13	-84,503
North American Wetlands Conservation Fund .....	6	40,000	6	40,000	0	0
Multinational Species Conservation Fund .....	3	11,061	3	6,000	0	-5,061
Neotropical Migratory Bird Conservation .....	1	3,910	1	3,900	0	-10
State and Tribal Wildlife Grants.....	17	63,571	9	31,286	-8	-32,285
Subtotal, Current .....	6,850	1,594,646	6,786	1,327,572	-64	-267,074
<b>Permanent</b>						
National Wildlife Refuge Fund .....	3	8,133	3	8,496	0	+363
Federal Aid in Wildlife Restoration.....	50	729,337	50	833,591	0	+104,254
Sport Fish Restoration .....	58	451,205	58	476,421	0	+25,216
Cooperative Endangered Species Conservation Fund <sup>2/</sup> .....	0	69,654	0	71,550	0	+1,896
North American Wetlands Conservation Fund .....	3	15,288	3	700	0	-14,588
Migratory Bird Conservation Account.....	67	75,691	67	79,650	0	+3,959
Recreation Enhancement Fee Program, FWS.....	30	5,104	30	5,162	0	+58
Miscellaneous Permanent Appropriations.....	4	4,125	4	4,200	0	+75
Contributed Funds.....	18	5,000	18	5,000	0	0
Coastal Impact Assistance.....	5	0	5	0	0	0
Subtotal, Permanent .....	238	1,363,537	238	1,484,770	0	+121,233
<b>Allocation and Reimbursable</b>						
Allocation .....	483	0	488	0	+5	0
Reimbursable .....	858	0	858	0	0	0
Subtotal, Allocation and Reimbursable.....	1,341	0	1,346	0	+5	0
<b>TOTAL, FISH AND WILDLIFE SERVICE.....</b>	<b>8,429</b>	<b>2,958,183</b>	<b>8,370</b>	<b>2,812,342</b>	<b>-59</b>	<b>-145,841</b>

<sup>1/</sup> The 2020 request for the Land Acquisition Account reflects a cancellation of \$5.3 million in prior year balances.

<sup>2/</sup> The 2020 request for the Cooperative Endangered Species Conservation Fund reflects a cancellation of \$31.0 million in prior year balances.



## HIGHLIGHTS OF BUDGET CHANGES

*By Appropriation Activity/Subactivity*

### APPROPRIATION: Resource Management

	2018 Actual	2019 CR	2020 Request	Change
Ecological Services				
Listing .....	18,818	18,818	11,065	-7,753
Planning and Consultation .....	105,579	105,579	107,516	+1,937
Conservation and Restoration .....	32,396	32,396	26,441	-5,955
Recovery .....	91,032	91,032	95,000	+3,968
Subtotal, Ecological Services .....	247,825	247,825	240,022	-7,803
Habitat Conservation				
Partners for Fish and Wildlife .....	51,633	51,633	54,417	+2,784
Coastal Programs .....	13,375	13,375	13,375	0
Subtotal, Habitat Conservation .....	65,008	65,008	67,792	+2,784
National Wildlife Refuge System				
Wildlife and Habitat Management .....	233,141	233,141	239,437	+6,296
Visitor Services .....	73,319	73,319	80,855	+7,536
Refuge Law Enforcement .....	38,054	38,054	43,195	+5,141
Conservation Planning .....	2,523	2,523	0	-2,523
Refuge Maintenance .....	139,469	139,469	146,042	+6,573
Subtotal, Nat'l Wildlife Refuge System	486,506	486,506	509,529	+23,023
Conservation and Enforcement				
Migratory Bird Management .....	48,246	48,246	49,485	+1,239
Law Enforcement .....	76,890	76,890	77,217	+327
International Affairs .....	15,816	15,816	16,623	+807
Subtotal, Conservation and Enforcement .....	140,952	140,952	143,325	+2,373
Fish and Aquatic Conservation				
National Fish Hatchery Operations .....	55,822	55,822	56,390	+568
Maintenance and Equipment .....	22,920	22,920	25,846	+2,926
Aquatic Habitat and Species Conservation .....	85,885	85,885	73,391	-12,494
Subtotal, Fish/Aquatic Conservation .....	164,627	164,627	155,627	-9,000
Cooperative Landscape Conservation .....	12,988	12,988	0	-12,988
Science Support				
Adaptive Science .....	10,517	10,517	0	-10,517
Service Science .....	6,750	6,750	0	-6,750
Subtotal, Science Support .....	17,267	17,267	0	-17,267
General Operations ( <i>old structure</i> )				
Central Office Operations .....	37,965	37,965	0	-37,965
National Conservation Training Center .....	28,903	28,903	0	-28,903
National Fish and Wildlife Foundation .....	7,022	7,022	0	-7,022
Regional Office Operations .....	33,574	33,574	0	-33,574
Servicewide Bill Paying .....	36,365	36,365	0	-36,365
Subtotal, General Operations ( <i>old structure</i> ) .....	143,829	143,829	0	-143,829

**APPROPRIATION: Resource Management (continued)**

General Operations ( <i>new structure</i> )				
Central Office Operations .....	[31,257]	[31,257]	21,804	+21,804
Management and Administration.....	[39,866]	[39,866]	54,866	+54,866
Servicewide Bill Paying.....	[35,781]	[35,781]	35,770	+35,770
National Fish and Wildlife Foundation ...	[7,022]	[7,022]	7,000	+7,000
National Conservation Training Center...	[28,903]	[28,903]	21,426	+21,426
Subtotal, General Operations ( <i>new structure</i> ).....	[142,829]	[142,829]	140,866	+140,866
<b>TOTAL APPROPRIATION .....</b>	<b>1,279,002</b>	<b>1,279,002</b>	<b>1,257,161</b>	<b>-21,841</b>

**Detail of Budget Changes**

	2020 Change from 2019 CR		2020 Change from 2019 CR
TOTAL APPROPRIATION .....	-21,841		
Ecological Services .....	-7,803	National Wildlife Refuge System.....	+23,023
Listing .....	-7,753	Wildlife and Habitat Management.....	+6,296
Listing Activities.....	-7,877	General Program Activities.....	+975
Fixed Costs .....	+124	Invasive Species .....	+5,000
Planning and Consultation .....	+1,937	Inventory and Monitoring.....	-1,044
General Program Activities.....	+6,101	Fixed Costs .....	+1,365
NEPA Permitting .....	-2,500	Visitor Services .....	+7,536
Gulf Coast Restoration.....	-3,002	General Program Activities .....	+8,106
Fixed Costs .....	+1,338	Urban Wildlife Conservation Program	+1,000
Conservation and Restoration.....	-5,955	Youth and Careers in Nature .....	-2,000
Environmental Contaminants .....	-1,785	Fixed Costs .....	+430
Candidate Conservation.....	-2,918	Refuge Law Enforcement.....	+5,141
Sagebrush Steppe Ecosystem.....	-1,506	General Program Activities.....	+4,929
Fixed Costs .....	+254	Fixed Costs .....	+212
Recovery .....	+3,968	Conservation Planning .....	-2,523
De-Listing & Down Listing.....	-1,393	Refuge Maintenance .....	+6,573
General Program Activities.....	+4,520	Annual Maintenance.....	+950
Fixed Costs .....	+841	Deferred Maintenance .....	+3,090
Habitat Conservation.....	+2,784	Equipment and Vehicle Management	
Partners for Fish and Wildlife.....	+2,784	(Transfer to Maintenance Support)...	-4,000
Environment Data Quality and Access		Maintenance Support.....	+7,182
(WA Salmon Recovery).....	-643	Maintenance Support.....	+2,627
General Program Activities.....	+4,391	Transfer from Equipment and Vehicle	
Washington Regional Fisheries		Management .....	+4,000
Enhancement Groups.....	-1,285	Fixed Costs.....	+555
Fixed Costs .....	+321	Youth Conservation Corps.....	-649
Coastal Programs .....	0	Conservation and Enforcement .....	+2,373
General Program Activities.....	+183	Migratory Bird Management.....	+1,239
Hood Canal Salmon Enhancement		Conservation and Monitoring .....	+956
Group.....	-184	General Program Activities .....	-1,527
Long Live the Kings .....	-184	Aviation Management.....	+1,237
Fixed Costs .....	+185	Monitoring.....	+988
		Fixed Costs.....	+258

**APPROPRIATION: Resource Management** (continued)

*Detail of Budget Changes*

	2020 Change from 2019 CR		2020 Change from 2019 CR
Permits.....	+275		
Permitting.....	+254	Science Support .....	-17,267
Fixed Costs.....	+21	Adaptive Science .....	-10,517
Federal Duck Stamp - Fixed Costs .....	+8	Ecosystem Restoration - Gulf Coast .....	-931
North American Waterfowl		General Program Activities.....	-9,586
Management Plan - Joint Ventures....	0	Service Science .....	-6,750
General Program Activities.....	-62	General Program Activities.....	-3,250
Fixed Costs.....	+62	White-Nose Syndrome.....	-3,500
Law Enforcement .....	+327		
General Program Activities.....	-915	General Operations ( <i>new structure</i> ) .....	-2,963
Wildlife Trafficking.....	+986	Central Office Operations .....	-9,453
Fixed Costs.....	+256	Office of the Director.....	-35
International Affairs.....	+807	General Program Activities.....	-200
International Conservation .....	+431	Internal Transfer: General Operations	
General Program Activities.....	-153	Restructure .....	+165
Arctic Council Support .....	-550	Diversity Office .....	+2,536
Wildlife Trafficking.....	+1,084	General Program Activities.....	+36
Fixed Costs.....	+50	Internal Transfer: General Operations	
International Wildlife Trade .....	+376	Restructure .....	+2,500
General Program Activities.....	+290	External Affairs .....	-5,603
Fixed Costs.....	+86	General Program Activities.....	+397
		Internal Transfer: General Operations	
Fish and Aquatic Conservation.....	-9,000	Restructure .....	-6,000
National Fish Hatchery Operations.....	+568	Native American Programs	
General Program Activities.....	+2,067	Coordination Office .....	-73
Aquatic Animal Drug Approval		Regional Directors .....	-6,278
Program.....	-400	Internal Transfer: General Operations	
Washington State Mass Marking.....	-1,475	Restructure .....	-6,278
Fixed Costs .....	+376	Management and Administration.....	+14,000
Maintenance and Equipment .....	+2,926	Joint Administrative Operations .....	+449
Annual Maintenance .....	+2,888	Internal Transfer: General Operations	
Fixed Costs .....	+38	Restructure .....	+2,613
Aquatic Habitat and Species		General Program Activities.....	-2,164
Conservation .....	-12,494	Information Resources and Technology	
Habitat Assessment and Restoration....	-6,484	Management.....	+7,851
General Program Activities.....	+89	General Program Activities.....	+851
Chehalis Fisheries Restoration.....	-268	Internal Transfer: General Operations	
DE River Basin Conservation Act.....	-5,000	Restructure .....	+7,000
Klamath Basin Restoration		Department Reorganization.....	+5,700
Agreement.....	-1,390	Servicewide Bill Paying .....	-11
Fixed Costs.....	+85	Working Capital Fund (less realty	
Population Assessment and Cooperative		appraisal) .....	+995
Management.....	-409	Worker's Compensation .....	-832
General Program Activities.....	-517	Fixed Costs .....	-174
Lake Champlain Sea Lamprey.....	-489	National Fish and Wildlife Foundation ...	-22
Fixed Costs .....	+597	National Conservation Training Center...	-7,477
Aquatic Invasive Species .....	-5,601	Youth and Careers in Nature .....	-3,913
Asian Carp .....	-2,566	General Program Activities.....	+2,226
Lake Tahoe Watercraft Inspections .....	-3,088	Annual Maintenance.....	-5,904
Fixed Costs .....	+53	Fixed Costs .....	+114
Cooperative Landscape Conservation .....	-12,988		
Ecosystem Restoration - Gulf Coast .....	-1,000	Subtotals for Changes Across Multiple	
General Program Activities.....	-11,988	Subactivities	
		Fixed Costs .....	[+7,455]

**APPROPRIATION: Construction**

	2018 Actual	2019 CR	2020 Request	Change
Nationwide Engineering Services .....	5,475	5,475	5,368	-107
Dam, Bridge, and Seismic Safety .....	1,972	1,972	1,232	-740
Line Item Construction Projects.....	59,093	59,093	9,093	-50,000
<b>TOTAL APPROPRIATION</b>				
<i>(w/o supplemental)</i> .....	66,540	66,540	15,693	-50,847
Supplemental .....	210,629	0	0	0
<b>TOTAL APPROPRIATION</b>				
<i>(w/ supplemental)</i> .....	277,169	66,540	15,693	-50,847

See Appendix C for 2020 construction projects.

***Detail of Budget Changes***

	2020 Change from 2019 CR		2020 Change from 2019 CR
<b>TOTAL APPROPRIATION</b>	-50,847		
Construction .....	-50,847	Dam, Bridge, and Seismic Safety .....	-740
Nationwide Engineering Services.....	-107	Bridge Safety Inspections .....	-277
Core Engineering Services .....	-130	Dam Safety Inspections .....	-418
Fixed Costs .....	+23	Seismic Safety .....	-45
		Line Item Construction Projects.....	-50,000

**APPROPRIATION: Land Acquisition**

	2018 Actual	2019 CR	2020 Request	Change
Land Acquisition Management.....	12,773	12,773	9,526	-3,247
Land Protection Planning .....	465	465	0	-465
Acquisitions .....	31,250	31,250	0	-31,250
Exchanges.....	1,500	1,500	0	-1,500
Inholdings, Emergencies and Hardships ...	5,351	5,351	338	-5,013
Highlands Conservation Act .....	10,000	10,000	0	-10,000
Sportsmen and Recreational Access.....	2,500	2,500	0	-2,500
<b>TOTAL APPROPRIATION</b>				
<i>(w/o cancellation)</i> .....	63,839	63,839	9,864	-53,975
Cancellation of Prior Year BA.....	0	0	-5,324	-5,324
<b>TOTAL APPROPRIATION</b>				
<i>(w/ cancellation)</i> .....	63,839	63,839	4,540	-59,299

***Detail of Budget Changes***

	2020 Change from 2019 CR		2020 Change from 2019 CR
<b>TOTAL APPROPRIATION (w/ cancellation)...</b>	-59,299		
<b>TOTAL APPROPRIATION (w/o cancellation) ..</b>	-53,975		
Land Acquisition .....	-53,975	Highlands Conservation Act .....	-10,000
Land Acquisition Management.....	-3,286	Sportsmen and Recreational Access .....	-2,500
Land Protection Planning.....	-465	Fixed Costs .....	+39
Acquisitions.....	-31,250		
Exchanges.....	-1,500	Cancellation of Prior Year BA.....	-5,324
Inholdings, Emergencies and Hardships..	-5,013		

**APPROPRIATION: National Wildlife Refuge Fund**

	2018 Actual	2019 CR	2020 Request	Change
TOTAL APPROPRIATION .....	13,228	13,228	0	-13,228

***Detail of Budget Changes***

	2020 Change from 2019 CR
TOTAL APPROPRIATION .....	-13,228
National Wildlife Refuge Fund .....	-13,228

**APPROPRIATION: Cooperative Endangered Species Conservation Fund**

	2018 Actual	2019 CR	2020 Request	Change
<b>Grants and Administration</b>				
Conservation Grants to States .....	12,508	12,508	0	-12,508
HCP Assistance Grants.....	7,485	7,485	0	-7,485
Administration .....	2,702	2,702	0	-2,702
Subtotal, Grants and Administration ...	22,695	22,695	0	-22,695
<b>Land Acquisition</b>				
Species Recovery Land Acquisition.....	11,162	11,162	0	-11,162
HCP Land Acquisition Grants to States...	19,638	19,638	0	-19,638
Subtotal, Land Acquisition.....	30,800	30,800	0	-30,800
<b>TOTAL APPROPRIATION</b>				
(w/o cancellation).....	53,495	53,495	0	-53,495
Cancellation of Prior Year BA.....	0	0	-31,008	-31,008
<b>TOTAL APPROPRIATION</b>				
(w/ cancellation).....	53,495	53,495	-31,008	-84,503

***Detail of Budget Changes***

	2020 Change from 2019 CR
TOTAL APPROPRIATION (w/ cancellation)....	-84,503
TOTAL APPROPRIATION (w/o cancellation) ..	-53,495
Conservation Grants to States .....	-12,508
HCP Assistance Grants .....	-7,485
Administration .....	-2,702
Species Recovery Land Acquisition.....	-11,162
HCP Land Acquisition Grants to States.....	-19,638
Cancellation of Prior Year BA.....	-31,008

**APPROPRIATION: North American Wetlands Conservation Fund**

	2018 Actual	2019 CR	2020 Request	Change
TOTAL APPROPRIATION .....	40,000	40,000	40,000	0

**APPROPRIATION: Multinational Species Conservation Fund**

	2018 Actual	2019 CR	2020 Request	Change
African Elephant Conservation Fund .....	2,582	2,582	1,401	-1,181
Asian Elephant Conservation Fund .....	1,557	1,557	845	-712
Rhinoceros and Tiger Conservation Fund...	3,440	3,440	1,865	-1,575
Great Ape Conservation Fund .....	1,975	1,975	1,071	-904
Marine Turtle Conservation Fund .....	1,507	1,507	818	-689
TOTAL APPROPRIATION .....	11,061	11,061	6,000	-5,061

*Detail of Budget Changes*

	2020 Change from 2019 CR
TOTAL APPROPRIATION .....	-5,061
African Elephant Conservation Fund .....	-1,181
Asian Elephant Conservation Fund .....	-712
Rhinoceros and Tiger Conservation Fund...	-1,575
Great Ape Conservation Fund .....	-904
Marine Turtle Conservation Fund .....	-689

**APPROPRIATION: Neotropical Migratory Bird Conservation**

	2018 Actual	2019 CR	2020 Request	Change
TOTAL APPROPRIATION .....	3,910	3,910	3,900	-10

*Detail of Budget Changes*

	2020 Change from 2019 CR
TOTAL APPROPRIATION .....	-10
Neotropical Migratory Bird Conservation Grants.....	-10

**APPROPRIATION: State Wildlife Grants**

	2018 Actual	2019 CR	2020 Request	Change
TOTAL APPROPRIATION .....	63,571	63,571	31,286	-32,285

*Detail of Budget Changes*

	2020 Change from 2019 CR
TOTAL APPROPRIATION	-32,285
State Wildlife Grants - Formula .....	-23,714
State Wildlife Grants - Competitive .....	-4,362
Tribal Wildlife Grants.....	-4,209







# NATIONAL PARK SERVICE

**Mission**—The Organic Act of 1916 created the National Park Service (NPS) “to conserve the scenery and the natural and historic objects and the wildlife therein and to provide for the enjoyment of the same in such manner and by such means as will leave them unimpaired for the enjoyment of future generations.”

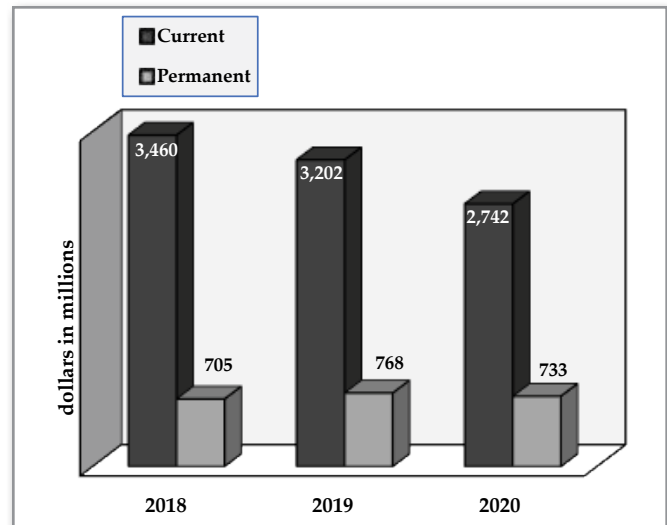
**Budget Overview**—The 2020 budget request for NPS is \$2.7 billion. NPS estimates the budget will support total staffing equal to 18,688 full-time equivalents in 2020.

**Program Overview**—The national park system covers 85 million acres at 418 park units, including 129 historical parks or sites, 88 national monuments, 60 national parks, 29 national memorials, 25 battlefields or military parks, and 87 otherwise designated national park units. NPS also helps administer dozens of affiliated sites, the National Register of Historic Places, National Heritage Areas, National Wild and Scenic Rivers, National Historic Landmarks, and National Trails. Additionally, NPS staff work with communities across the Nation to help preserve local history and create recreational opportunities.

**Operation of the National Park System**—The 2020 budget requests \$2.4 billion for operations of the national park system. In 2017, NPS served over 318 million visitors from across America and around the world.

The budget includes \$321.6 million for natural and cultural resource stewardship at NPS sites. National parks are critical venues for the conservation of natural resources and play a unique role as places

## NPS Funding



to apply adaptive management strategies. NPS preserves and protects cultural resources including archeological resources, cultural landscapes, ethnographic resources, historical artifacts, historic and prehistoric structures, and museum collections. Overall, the national park system contains over 26,000 historic and prehistoric structures; 4,200 statues, monuments, and memorials; more than 82,000 archeological sites; and more than 180 million museum objects and archival documents. NPS also conducts associated applied research informing its stewardship of the extensive and varied cultural resources contained within the national park system. Funding also includes \$9.7 million for restoration, conservation, and protection efforts in the Everglades.

NPS proposes \$237.1 million to support the visitor experience at national park areas. Visitor services foster an understanding and appreciation of NPS places of natural beauty and cultural and historical

## NATIONAL PARK SERVICE FACTS

- In 1916, Congress created the National Park Service, also known as “America’s Best Idea.”
- The national park system includes 418 park units, which encompass 85 million acres in all 50 States and 4 Territories.
- In 2017, over 318 million people visited the units of the national park system.
- In 2018, over 21,000 individual full- and part-time employees and 302,000 volunteers worked to preserve, protect, and share the history of this land and its people.
- The NPS mission requires a diverse workforce including archeologists, biologists, curators, engineers, historians, hydrologists, landscape architects, law enforcement officers, and many other disciplines.
- NPS collaborates with Tribes, States, local governments, nonprofits, and historic property owners who share in preserving the Nation’s shared heritage.

significance and are central to the National Park Service mission. These interpretation, education, and management programs ensure America’s natural, cultural, and recreational treasures are understood and available to park audiences formally and informally. To help showcase and care for these treasures, NPS enlists the help of a strong volunteer force organized with the help of partnerships and visitor services. This request also supports NPS management of the thousands of concession contracts, commercial use authorizations, and operating leases that enhance the visitor experience and protect resources.

To ensure public safety and the protection of resources in the parks, the budget includes \$362.0 million for law enforcement and health and safety programs. NPS law enforcement programs, including the U.S. Park Police at the Washington, DC, New York City, and San Francisco-area NPS sites, enforce Federal laws and regulations within all park units. Park protection activities are important to stewardship of the parks, helping to keep NPS natural and cultural resources unimpaired for future generations, providing the public the opportunity to enjoy the national park units in a safe manner, and ensuring NPS employees have a safe work environment.

Interior plays a major role in providing Americans access to outdoor recreation. Outdoor recreation opportunities enable all of us to be healthier, more fully enjoy the wonderful features of the Federal

lands, and take advantage of hunting, fishing, and other pursuits that are part of the American conservation ethic.

The budget includes \$10.0 million to improve recreational access to park lands in ways which benefit park visitors and assets and neighboring gateway communities. Funding supports fishing programs for youth and other novice anglers and improves recreation-related infrastructure and resources, Alaska subsistence fishing and hunting, outreach to and involvement of veterans, and coordination with State, local, business, and nonprofit stakeholders to facilitate access to outdoor recreation opportunities.

In support of the Administration’s active forest management legislative proposal and fuels mitigation, the budget includes \$4.0 million to support on-the-ground active forest management mitigation work to reduce wildfire risk to NPS infrastructure and assets and improve land health. This preventative mitigation work increases the safety of firefighters and the public, and minimizes the impacts to park operations, visitor experiences, and gateway communities. The request supports a combination of prescribed fire and mechanical active management treatments in partnership with NPS Natural Resources and Facilities and Maintenance programs.

NPS manages thousands of assets, working to sustain their condition befitting their status as

America's treasures, while making them available for public enjoyment. The 2020 budget prioritizes NPS infrastructure needs. The Facility Operations and Maintenance program supports this priority, providing expertise to manage these resources appropriately by protecting, restoring, rehabilitating, and maintaining natural and cultural resources, visitor and employee facilities, and other infrastructure. The budget provides \$796.8 million for park facility operations and maintenance across the national park system, including \$132.0 million for repair and rehabilitation projects and \$134.0 million for cyclic maintenance projects to address the deferred maintenance backlog and reduce further deterioration of assets.

The budget also includes \$5.0 million as authorized in the National Park Service Centennial Act to support National Park Foundation efforts to promote public-private partnerships that leverage private funding for the benefit of the national park system.

The budget proposes \$514.5 million for Park Support to administer, manage, and support park operations throughout the United States. This funding also supports internal administration needs, such as personnel, finance, procurement, data processing and communications, and other support services. As part of the Interior-wide reorganization effort, the NPS budget includes \$5.7 million to stand up Interior's 12 unified regions, relocate resources closer to customers, and implement shared service solutions to better deliver operational services across the Department.

To improve the management of park operations, the Department proposes to extend the period of availability of funding in the Operations of the National Park System and National Recreation and Preservation accounts to 2 years. Two-year funding availability will allow NPS to more efficiently and effectively manage available resources, adjust for disruptions in the fiscal year, and is consistent with the period of availability of the operating funds at other Interior land management bureaus.

**National Recreation and Preservation**—The 2020 budget includes \$32.3 million to support

local community efforts to preserve natural and cultural resources. Natural resources programs funded in this account support collaborative and community-driven efforts and outcome-focused investments to preserve and enhance rural landscapes, urban parks and rivers, important ecosystems, cultural resources, and wildlife habitat. NPS cultural programs support public participation in preservation of the Nation's cultural heritage through National Register Programs and research and training in historic preservation and conservation. This budget activity also supports International Park activities and management of Heritage Partnership Programs and historic resource grants. In 2020, NPS proposes to include funding for administration of the Historic Preservation Fund, National Native American Graves Protection and Repatriation Act Grants, Japanese American Confinement Sites Grants, and American Battlefield Protection Program Assistance Grants in the Cultural Programs Activity.

**Historic Preservation**—The Historic Preservation Fund supports Historic Preservation Offices in States, Territories, and Tribal lands to preserve non-Federal historically and culturally significant sites and entities. The 2020 budget includes \$32.7 million for the Historic Preservation Fund, including \$26.9 million for grants-in-aid programs to States and Territories and \$5.7 million for Tribal programs. Grants provide States, Territories, and Tribal governments resources to meet preservation responsibilities, including infrastructure permitting, required by the National Historic Preservation Act to protect and preserve historic resources in accordance with local needs and priorities.

**Land Acquisition and State Assistance**—The budget requests \$4.8 million for the Land Acquisition and State Assistance appropriation, which includes \$14.8 million in new budget authority and the proposed cancellation of \$10.0 million in unneeded prior year balances. The request includes \$5.0 million for grants to acquire land to protect American Battlefields, \$1.0 million for land acquisition that supports expanded recreation access within park unit boundaries, and \$8.8 million to administer the NPS Federal land acquisition program.

The 2020 budget proposes to shift funding for NPS State grants from current to permanent funding. Starting in 2009, the current Land and Water Conservation Fund appropriations for the State Conservation Grants program have been augmented by revenues from oil and gas leases in the Gulf of Mexico, as authorized by Section 105 of the Gulf of Mexico Energy Security Act (GOMESA). These GOMESA receipts increased significantly in 2017 and are projected to continue to grow. In 2020, the amount of GOMESA revenue estimated to be available to NPS for State grants is \$113.1 million.

**Construction**—The budget requests \$246.3 million for the NPS Construction Program. The budget includes \$160.1 million for the line-item construction activity to help address deferred maintenance and allow for targeted and measurable upgrades to a number of the NPS’s highest priority assets. It also funds \$4.0 million for demolition or disposal projects to address NPS surplus or high-risk assets and \$4.0 million for projects that mitigate public safety

hazards on abandoned mine lands within the national park system. The budget also includes \$17.9 million for construction project planning, \$41.9 million for construction program management and operations, and \$10.2 million for park planning and environmental compliance.

**Centennial Challenge**—The National Park Service Centennial Act established the permanent National Park Centennial Challenge Fund for high-priority projects or programs that enhance the visitor experience. Amounts exceeding \$10.0 million from the sale of age-discounted Federal Recreational Lands Passes, commonly known as Senior Passes, are deposited into the Fund to be used for projects and programs that receive non-Federal matching donations on at least a 50:50 basis. The budget estimates the Fund will receive \$1.4 million in 2020.

**Fixed Costs**—Fixed costs of \$14.2 million are fully funded.

**SUMMARY OF BUREAU APPROPRIATIONS**  
(all dollar amounts in thousands)

*Comparison of 2020 Request with 2019 CR*

	2019 CR		2020 Request		Change	
	FTE	Amount	FTE	Amount	FTE	Amount
<b>Current</b>						
Operation of the National Park System .....	14,573	2,477,969	14,246	2,425,517	-327	-52,452
Centennial Challenge.....	15	23,000	0	0	-15	-23,000
National Recreation and Preservation .....	207	63,638	190	32,337	-17	-31,301
Historic Preservation Fund .....	6	96,910	2	32,672	-4	-64,238
Construction (and Major Maintenance).....	320	359,704	273	246,333	-47	-113,371
Land Acquisition and State Assistance <sup>1/</sup> .....	85	180,941	56	4,828	-29	-176,113
Subtotal, Current .....	15,206	3,202,162	14,767	2,741,687	-439	-460,475
<b>Permanent</b>						
Construction (and Major Maintenance).....	8	28,140	0	0	-8	-28,140
Land Acquisition and State Assistance .....	3	71,624	3	113,122	0	+41,498
Visitor Experience Improvements Fund .....	0	18,760	0	21,240	0	+2,480
Recreation Fee Permanent Appropriations .....	1,808	339,253	1,820	342,062	+12	+2,809
Land and Water Conservation Fund .....	0	28,140	0	0	0	-28,140
Other Permanent Appropriations .....	399	199,979	414	205,001	+15	+5,022
Miscellaneous Trust Funds .....	208	82,003	208	52,003	0	-30,000
Subtotal, Permanent .....	2,426	767,899	2,445	733,428	+19	-34,471
<b>Allocation and Reimbursable</b>						
Allocation .....	699	0	693	0	-6	0
Reimbursable .....	783	0	783	0	0	0
Subtotal, Allocation and Reimbursable.....	1,482	0	1,476	0	-6	0
<b>TOTAL, NATIONAL PARK SERVICE.....</b>	<b>19,114</b>	<b>3,970,061</b>	<b>18,688</b>	<b>3,475,115</b>	<b>-426</b>	<b>-494,946</b>

<sup>1/</sup> The 2020 request for the Land Acquisition Account reflects a cancellation of \$10.0 million in prior year balances.

**HIGHLIGHTS OF BUDGET CHANGES**  
*By Appropriation Activity/Subactivity*

**APPROPRIATION: Operation of the National Park System**

	2018 Actual	2019 CR	2020 Request	Change
<b>Park Management</b>				
Resource Stewardship .....	336,044	336,044	321,562	-14,482
Visitor Services .....	252,063	252,063	237,087	-14,976
Park Protection.....	371,806	371,806	361,970	-9,836
Facility Operations Maintenance .....	818,794	818,794	796,790	-22,004
Park Support .....	519,690	519,690	514,521	-5,169
Subtotal, Park Management.....	2,298,397	2,298,397	2,231,930	-66,467
External Administrative Costs .....	179,572	179,572	193,587	+14,015
TOTAL APPROPRIATION (w/o transfers).....	2,477,969	2,477,969	2,425,517	-52,452
Transfers .....	102	0	0	0
TOTAL APPROPRIATION (w/ transfers).....	2,478,071	2,477,969	2,425,517	-52,452

**APPROPRIATION: Operation of the National Park System (continued)**

*Detail of Budget Changes*

	<u>2020 Change from 2019 CR</u>		<u>2020 Change from 2019 CR</u>
TOTAL APPROPRIATION .....	-52,452		
Park Management .....	-66,467	Facility Operations Maintenance .....	-22,004
Resource Stewardship .....	-14,482	New Responsibilities at Existing Park	
New Responsibilities at Existing Park		Areas .....	+1,043
Areas .....	+301	Rising Visitation .....	+3,912
Recreational Access .....	+300	Recreational Access .....	+4,000
Active Forest Management .....	+4,000	DC Water and Sewer .....	+5,514
Natural Resource Projects .....	-1,500	Cyclic Maintenance Projects .....	-7,500
Cultural Resource Projects .....	-5,500	Repair and Rehabilitation Projects .....	-2,500
Quagga and Zebra Mussel Programs .....	-1,000	Park and Program Operations .....	-29,126
Cave and Karst Ecosystem Research .....	-500	Fixed Costs .....	+2,653
Park and Program Operations .....	-11,954	Park Support .....	-5,169
Fixed Costs .....	+1,371	Transfer to EAC/Space Rental to	
Visitor Services .....	-14,976	Centralize Lease Costs .....	-3,313
New Responsibilities at Existing Park		New Responsibilities at Existing Park	
Areas .....	+737	Areas .....	+1,068
Rising Visitation .....	+1,225	Recreational Access .....	+3,000
Recreational Access .....	+1,200	Department Reorganization .....	+5,700
Volunteers in Parks Program .....	-4,000	National Park Foundation .....	+5,000
Youth Partnership Programs .....	-4,000	Park and Program Operations .....	-18,485
Interpretation and Education Projects .....	-500	Fixed Costs .....	+1,861
National Capital Area Performing Arts		External Administrative Costs .....	+14,015
Program .....	-2,227	Transfer from PM/Park Protection and	
Park and Program Operations .....	-8,967	PM/Park Support to Centralize Lease	
Fixed Costs .....	+1,556	Costs .....	+3,359
Park Protection .....	-9,836	Employee Compensation Payments .....	-1,825
Transfer to External Administrative		Unemployment Compensation	
Costs/Space Rental to Centralize		Payments .....	+639
Lease Costs .....	-46	Centralized IT Costs .....	-3,824
New Responsibilities at Existing Park		Telecommunications .....	+93
Areas .....	+821	Postage .....	+1,831
Rising Visitation .....	+1,118	Space Rental .....	+1,520
Recreational Access .....	+1,500	Departmental Program Charges .....	+7,427
Law Enforcement Training .....	+830	Fixed Costs .....	+4,795
Public Health Services .....	+1,300		
Unmanned Aircraft Services .....	+150	Subtotals for Changes Across	
USPP Helicopter Replacement		Multiple Subactivities	
Funding .....	+1,200	New Responsibilities at Existing Park	
Non-Recurring USPP Helicopter		Areas .....	[+3,970]
Replacement Funding .....	-5,000	Rising Visitation .....	[+6,255]
Park and Program Operations .....	-13,226	Recreational Access .....	[+10,000]
Fixed Costs .....	+1,517	Park and Program Operations .....	[-81,758]
		Fixed Costs .....	[+13,753]

**APPROPRIATION: Centennial Challenge**

	2018 Actual	2019 CR	2020 Request	Change
TOTAL APPROPRIATION .....	23,000	23,000	0	-23,000

*Detail of Budget Changes*

	2020 Change from 2019 CR
TOTAL APPROPRIATION	-23,000
Centennial Challenge Projects.....	-23,000

**APPROPRIATION: National Recreation and Preservation**

	2018 Actual	2019 CR	2020 Request	Change
Natural Programs.....	14,170	14,170	11,195	-2,975
Cultural Programs .....	25,062	25,062	19,404	-5,658
Environmental Compliance and Review.....	433	433	389	-44
Grants Administration .....	2,004	2,004	0	-2,004
International Park Affairs .....	1,648	1,648	975	-673
Heritage Partnership Programs				
Commissions and Grants.....	19,339	19,339	0	-19,339
Administrative Support .....	982	982	374	-608
Subtotal, Heritage Partnerships.....	20,321	20,321	374	-19,947
TOTAL APPROPRIATION .....	63,638	63,638	32,337	-31,301

*Detail of Budget Changes*

	2020 Change from 2019 CR		2020 Change from 2019 CR
TOTAL APPROPRIATION .....	-31,301		
Natural Programs.....	-2,975	Grants Administration.....	-32
Transfer from Rivers, Trails and Conservation Assistance to Federal Lands to Parks.....	-100	Fixed Costs .....	+69
Transfer from RTCA to Federal Lands to Parks .....	+100	Environmental Compliance and Review.....	-44
Rivers, Trails and Conservation Assistance .....	-920	Environmental Compliance and Review .	-46
National Natural Landmarks .....	-91	Fixed Costs .....	+2
Chesapeake Gateways and Trails .....	-2,020	Grants Administration .....	-2,004
Fixed Costs .....	+56	Transfer all Grants Administration to Cultural Programs Activity.....	-2,015
Cultural Programs .....	-5,658	Fixed Costs .....	+11
Transfer from Grants Administration Activity.....	+2,015	International Park Affairs .....	-673
National Register Programs.....	-1,224	Transfer from Southwest Border Protection Program to Office of International Affairs .....	+676
National Center for Preservation Technology and Training .....	-226	Transfer Southwest Border Protection Program to Office of International Affairs .....	-676
Native American Graves Protection and Repatriation Grants.....	-1,657	Office of International Affairs.....	-678
Japanese American Confinement Site Grants .....	-2,905	Fixed Costs .....	+5
American Battlefield Protection Program Assistance Grants .....	-1,198	Heritage Partnership Programs .....	-19,947
American Indian and Native Hawaiian Art and Culture Grants.....	-500	Commissions and Grants .....	-19,339
		Administrative Support .....	-612
		Fixed Costs .....	+4
		Subtotals for Changes Across Multiple Subactivities	
		Fixed Costs .....	[+147]

**APPROPRIATION: Historic Preservation Fund**

	2018 Actual	2019 CR	2020 Request	Change
Grants-In-Aid				
Grants-In-Aid to States and Territories....	48,925	48,925	26,934	-21,991
Grants-In-Aid to Indian Tribes.....	11,485	11,485	5,738	-5,747
Historic Revitalization Grants.....	5,000	5,000	0	-5,000
Grants-in-Aid to Historically				
Black Colleges and Universities .....	5,000	5,000	0	-5,000
Competitive Grants-in-Aid .....	13,500	13,500	0	-13,500
Subtotal, Grants-In-Aid .....	83,910	83,910	32,672	-51,238
Grants-In-Aid - Save America's Treasures ..	13,000	13,000	0	-13,000
TOTAL APPROPRIATION (w/o supplemental)	96,910	96,910	32,672	-64,238
Supplemental .....	50,000	0	0	0
TOTAL APPROPRIATION (w/ supplemental)..	146,910	96,910	32,672	-64,238

***Detail of Budget Changes***

	2020 Change from 2019 CR
TOTAL APPROPRIATION	-64,238
Grants-In-Aid.....	-51,238
Grants-in-Aid to States and Territories ....	-21,991
Grants-in-Aid to Indian Tribes.....	-5,747
Historic Revitalization Grants.....	-5,000
Grants to Historically	
Black Colleges and Universities .....	-5,000
Competitive Grants.....	-13,500
Grants-In-Aid - Save America's Treasures ..	-13,000



**APPROPRIATION: Construction (and Major Maintenance)**

	2018 Actual	2019 CR	2020 Request	Change
Line Item Construction Projects.....	264,511	264,511	160,692	-103,819
Special Programs.....	20,769	20,769	15,667	-5,102
Construction Planning.....	17,061	17,061	17,862	+801
Construction Program				
Management and Operations.....	44,863	44,863	41,863	-3,000
Management Planning .....	12,500	12,500	10,249	-2,251
TOTAL APPROPRIATION (w/o supplemental)	359,704	359,704	246,333	-113,371
Supplemental .....	207,600	0	0	0
TOTAL APPROPRIATION (w/ supplemental)..	567,304	359,704	246,333	-113,371

See Appendix C for proposed 2020 construction projects.

**Detail of Budget Changes**

	2020 Change from 2019 CR		2020 Change from 2019 CR
TOTAL APPROPRIATION .....	-113,371		
Line Item Construction Projects.....	-103,819	Regional Facility Project Support.....	-1,779
Special Programs.....	-5,102	Fixed Costs .....	+178
Equipment Replacement Program.....	-5,105	Management Planning .....	-2,251
Fixed Costs .....	+3	Special Resource Studies .....	-2,295
Construction Planning.....	+801	Fixed Costs .....	+44
Construction Program			
Management and Operations.....	-3,000	Subtotals for Changes Across	
Construction Program Management.....	-104	Multiple Subactivities	
Denver Service Center Operations .....	-284	Fixed Costs .....	[+225]
Harpers Ferry Center Operations .....	-1,011		

**APPROPRIATION: Land Acquisition and State Assistance**

	2018 Actual	2019 CR	2020 Request	Change
Acquisition Management.....	9,679	9,679	8,828	-851
Federal Land Acquisition				
Projects.....	26,400	26,400	0	-26,400
Recreational Access.....	2,000	2,000	1,000	-1,000
Emergencies, Hardships, Relocations.....	3,928	3,928	0	-3,928
Inholdings, Donations and Exchanges.....	4,928	4,928	0	-4,928
American Battlefield Protection				
Program Acquisition Grants.....	10,000	10,000	5,000	-5,000
Subtotal, Federal Land Acquisition.....	47,256	47,256	6,000	-41,256
State Conservation Grants				
State Conservation Grants - Formula.....	100,000	100,000	0	-100,000
State Conservation Grants - Competitive	20,000	20,000	0	-20,000
Subtotal, State Conservation Grants.....	120,000	120,000	0	-120,000
State Conservation Grants Administration..	4,006	4,006	0	-4,006
TOTAL APPROPRIATION (w/o cancellation)...	180,941	180,941	14,828	-166,113
Cancellation of Prior Year BA.....	0	0	-10,000	-10,000
TOTAL APPROPRIATION (w/ cancellation)...	180,941	180,941	4,828	-176,113

***Detail of Budget Changes***

	2020 Change from 2019 CR
TOTAL APPROPRIATION (w/o cancellation)...	-176,113
TOTAL APPROPRIATION (w/ cancellation)...	-166,113
Acquisition Management.....	-851
Acquisition Management Activities.....	-891
Fixed Costs.....	+40
Federal Land Acquisition.....	-41,256
Federal Land Acquisition Projects.....	-26,400
Recreation Access Projects.....	-1,000
Emergencies, Hardships, Relocations.....	-3,928
Inholdings, Donations, and Exchanges....	-4,928
American Battlefield Protection	
Program Acquisition Grants.....	-5,000
State Conservation Grants.....	-120,000
State Conservation Grants - Formula.....	-100,000
State Conservation Grants - Competitive	-20,000
State Conservation Grants Administration..	-4,006
Cancellation of Prior Year BA.....	-10,000



# BUREAU OF INDIAN AFFAIRS

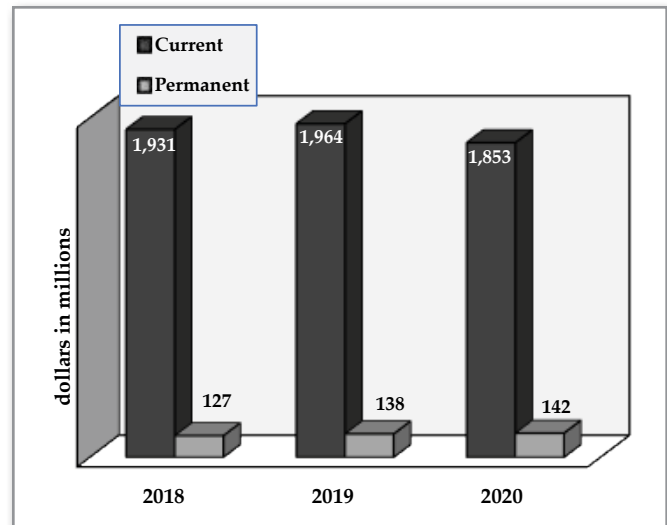
**Mission**—The mission of the Bureau of Indian Affairs (BIA) is to enhance the quality of life, promote economic opportunity, and carry out the responsibility to protect and improve the trust assets of American Indians, Indian Tribes, and Alaska Natives.

**Budget Overview**—The 2020 budget for the Bureau of Indian Affairs is \$1.9 billion in current appropriations. The budget prioritizes operations and direct assistance to American Indian and Alaska Native service populations. BIA estimates the budget will support staffing of 4,569 full-time equivalents in 2020. The budget proposes to establish the Bureau of Indian Education (BIE) as an independent bureau with a separate budget structure to advance ongoing BIE reforms to improve learning and student outcomes at BIE schools. Funding requested for Indian Education and Education Construction programs is described separately in the BIE section.

Throughout Interior’s bureaus and offices, the 2020 budget supports the Administration’s commitment to empower Tribal communities, improve quality of life, create economic opportunities, promote efficient and effective governance, preserve and foster cultural heritage, and steward natural resources. Interior’s programs maintain strong and productive government-to-government relationships with Tribes, helping to promote Tribal nation-building and self-determination.

The Bureau of Indian Affairs plays a primary role in carrying out Federal trust, treaty, and other responsibilities serving 573 federally recognized Tribes with a service population of nearly 2 million American Indians and Alaska Natives in Tribal

## BIA Funding



and native communities nationwide. BIA programs deliver community services, restore Tribal homelands, fulfill commitments related to water and other resource rights, execute fiduciary trust responsibilities, support the stewardship of energy and other natural resources, and create economic opportunity.

The 2020 budget supports continuing efforts to advance self-governance and self-determination, fosters stronger economies and self-sufficiency, and supports safe Indian communities through a wide range of activities. BIA maintains programs for Tribal government; social services; law enforcement; infrastructure; and stewardship of land, water, and other natural resources in Indian Country.

**Operation of Indian Programs**—The 2020 budget for the Operation of Indian Programs account is \$1.5 billion. In general, the 2020 budget gives priority to base program funding.

## BUREAU OF INDIAN AFFAIRS FACTS

- The Bureau of Indian Affairs was established in 1824 under the War Department and transferred to the Department of the Interior in 1849.
- Provides services to nearly 2 million American Indians and Alaska Natives in 573 federally recognized Tribes in the 48 contiguous States and Alaska.
- Administers and manages 56 million surface acres and 58 million acres of subsurface mineral estates held in trust by the United States for individual Indians and Tribes.
- Over 80 percent of Indian Affairs employees are American Indian or Alaska Native.

*Promote Tribal Self-Determination*—The Department supports Tribal sovereignty. The BIA Tribal Government activity supports assistance to Tribes and Alaska Native entities to strengthen and sustain Tribal government systems and support Tribal self-governance through the P.L. 93-638 contracting and self-governance compacting process.

The 2020 budget provides \$326.0 million for programs that support Tribal government activities. Within this, the budget includes \$178.9 million for self-governance compact activities for self-governance Tribes. These funds enable Tribes to plan, conduct, consolidate, and administer programs, services, functions, and activities for Tribal citizens, according to priorities established by their own Tribal governments. The budget includes \$75.3 million to support Consolidated Tribal Government programs that also promote Indian self-determination, giving approximately 275 Tribes the flexibility to combine and manage contracted programs and grants that are similar or compatible to simplify contracting.

The budget includes \$1.3 million in New Tribes funding to continue Federal support for six Virginia Tribes federally recognized by an act of Congress in January 2018, including the Chickahominy, the Eastern Chickahominy, the Upper Mattaponi, the Rappahannock, the Monacan, and the Nansemond. The request provides each Tribe funding to carry out the day-to-day responsibilities of establishing and operating a Tribal government.

BIA has responsibility for over 29,000 miles of

paved, gravel, and earth surface roads and more than 900 bridges. The 2020 budget includes \$34.9 million for Road Maintenance to support pavement and gravel maintenance, remedial work on improved earth roads, bridge maintenance, and snow and ice control.

*Protect Indian Country*—BIA's Office of Justice Services (OJS) funds law enforcement, corrections, and court services to support safe Tribal communities. These programs safeguard life and property, enforce laws, maintain justice and order, and ensure detained American Indian offenders are held in safe, secure, and humane environments. OJS also provides technical assistance to Tribes to amend Tribal legal codes consistent with the Tribal Law and Order Act of 2010 and the Violence Against Women Act (VAWA). In addition, BIA is implementing training for direct service law enforcement program staff in the areas of law enforcement, social services, victim services, and courts, and is making this training available to Tribes operating these programs under self-determination contracts and compacts.

The 2020 budget includes \$409.2 million for Public Safety and Justice activities, of which \$376.7 million directly supports 191 law enforcement programs and 96 corrections programs run both by Tribes and as direct services. The 2020 budget includes \$2.5 million to address the opioid crisis, which has been particularly devastating in Indian Country. This initiative expands BIA capacity to address the increase in drug-related activities through interdiction programs to reduce drug use, distribution,

and drug-related crime. The initiative supports OJS participation in intra- and inter-agency initiatives targeting opioid and substance abuse prevention efforts, enabling BIA to better align, leverage, and coordinate with other Federal efforts and resources to combat the opioid crisis the Administration has identified as a priority. The budget includes \$22.3 million for Tribal Justice Support programs, which include VAWA training and implementation strategies critical to the protection of women in Indian communities.

*Support Indian Communities*—Sustaining families is critical to fostering thriving Indian communities. The BIA Office of Indian Services supports a community-based approach to child welfare, family stability, and strengthening Tribal communities as a whole. The Human Services activity includes \$143.0 million for programs providing social services, welfare assistance, and Indian Child Welfare Act protections. The budget includes \$74.7 million for Welfare Assistance and \$64.9 million for Social Services and Indian Child Welfare Act programs. The budget proposes to redirect savings from the Housing Improvement Program to other priorities.

*Manage Trust Resources and Lands*—BIA's Trust-Natural Resources Management activity supports the stewardship of trust lands in Indian Country. Natural resource programs assist Tribes in the management, development, and protection of Indian trust land and natural resources on 56 million surface acres and 58 million acres of subsurface mineral estates. These programs enable Tribal trust landowners to optimize use and conservation of resources, providing benefits such as revenue, jobs, and the protection of cultural, spiritual, and traditional resources.

The 2020 budget proposes \$184.1 million for natural resource management programs, which includes agriculture; forestry; water resources; and fish, wildlife, and parks activities. The budget includes \$54.8 million for BIA Forestry programs supporting the Administration's active forest management reforms through management of Indian forest lands by 300 Tribes across 18.7 million acres. The funding supports the development, maintenance,

and enhancement of forest resources in accordance with sustained yield principles included in forest management plans. The budget also includes \$14.5 million for Fish, Wildlife and Parks to support Tribal activities in fisheries operations and maintenance, outdoor recreation, public access, and conservation enforcement and \$10.6 million for Water Resources management activities. The budget includes \$14.0 million for the Irrigation Operation and Maintenance program to support operation, maintenance, and rehabilitation of Indian irrigation project infrastructure, including the Navajo Indian Irrigation Project, payments required by established legal directives, reimbursement to the Bureau of Reclamation for water storage costs, and continued delivery of water by and to irrigation systems.

*Maintain Fiduciary Trust Responsibilities*—The Trust-Real Estate Services activity addresses BIA Indian fiduciary trust responsibilities by implementing strategies to advance Indian trust ownership and improve Indian trust-related information. The 2020 budget proposes \$122.0 million for real estate services programs. The budget supports the processing of Indian trust-related documents, such as land title and records and geospatial data, to support land and water resources use, energy development, and protection and restoration of ecosystems and important lands. The budget includes \$12.7 million for probate services to determine ownership of Indian trust assets essential to economic development and accurate payments to beneficiaries.

*Support Economic Opportunities*—The 2020 budget funds the Community and Economic Development activity at \$44.4 million and features investments in Indian energy activities. The 2020 budget supports the Administration's priority for domestic energy abundance and economic development, including management and development of energy resources on Tribal lands. Income from energy and minerals production is the largest source of revenue generated from natural resources on trust lands, with energy and mineral revenue of over \$1.0 billion paid to Tribal governments and individual mineral rights owners in 2018. The 2020 budget

continues the commitment to the Indian Energy Service Center, which coordinates Indian energy development activities across Interior's bureaus. The Center works to improve communication and coordination to enhance BIA's ability to process leases, Bureau of Land Management's responsibility for Applications for Permit to Drill approval and monitoring, and the Office of Natural Resources Revenue's responsibilities for royalty accounting. Working with the Department of Energy's Office of Indian Energy Policy and Programs, the Center provides a full suite of energy development-related services to Tribes nationwide.

*Tribal Priority Allocations*—The 2020 budget proposes Tribal Priority Allocation funding of \$658.8 million.

**Contract Support Costs**—The President's budget maintains the Administration's support for the principles of Tribal self-determination and strengthening Tribal communities across Indian country. Contract Support Costs enable Tribes to assume responsibility for operating Federal programs by covering the costs to administer the programs. The 2020 budget for the Contract Support Costs account is \$285.9 million. The request fully supports estimated needs assuming BIA program funding at the 2020 request. The 2020 budget continues to request funding for Contract Support Costs in a separate indefinite current account to ensure full funding for this priority.

**Construction**—The Indian Affairs 2020 budget proposes \$58.5 million for Construction activities, including funding for deferred maintenance projects for public safety and justice facilities, resource management infrastructure such as irrigation projects and dams, and regional and agency offices serving Tribal programs and operations in Indian Country. Beginning in 2020, funding for Education Construction will be requested in a separate account established in the Bureau of Indian Education.

The 2020 budget provides \$36.1 million for the rehabilitation of dams, irrigation projects, and irrigation systems that deliver and store water to aid Tribal economic development. The budget proposes \$17.8 million for Safety of Dams projects and \$13.1 million for irrigation projects. The Safety of Dams program is currently responsible for 138 high or significant hazard dams on 43 Indian reservations. The irrigation rehabilitation program addresses critical deferred maintenance and construction work on BIA-owned and operated irrigation facilities, including 17 irrigation projects, with a focus on health and safety concerns.

The request includes \$12.0 million for construction related to telecommunications and regional and agency offices serving Tribal programs and operations in Indian Country. Projects include upgrade and repair of telecommunication infrastructure and facilities housing BIA and Tribal employees providing services to Indian communities.

**Land and Water Claims Settlements**—The 2020 budget proposes \$45.6 million to meet Indian Settlement commitments. Settlements resolve Tribal land and water rights claims and ensure Tribes have access to land and water to meet domestic, economic, and cultural needs. Many of the infrastructure projects supported by these agreements improve the health and well-being of Tribal members, preserve existing communities, and, over the long-term, bring the potential for jobs and economic development.

**Indian Guaranteed Loan Program**—The 2020 budget request of \$909,000 will provide oversight and administrative support for the existing loan portfolio. No funds are requested for new loan guarantees as this program largely duplicates other existing loan programs serving Indian Country.

**Fixed Costs**—Fixed costs of \$7.2 million are fully funded.

**SUMMARY OF BUREAU APPROPRIATIONS**  
(all dollar amounts in thousands)

*Comparison of 2020 Request with 2019 CR <sup>1/</sup>*

	2019 CR		2020 Request		Change	
	FTE	Amount	FTE	Amount	FTE	Amount
<b>Current</b>						
Operation of Indian Programs .....	5,304	2,403,200	2,938	1,462,310	-2,366	-940,890
[Bureau of Indian Education] <sup>1/</sup> .....	[2,318]	[914,413]	[0]	[0]	[-2,318]	[-914,413]
Contract Support Costs .....	0	294,200	0	285,857	0	-8,343
Construction.....	61	354,113	51	58,482	-10	-295,631
[Education Construction] <sup>1/</sup> .....	[8]	[238,245]	[0]	[0]	[-8]	[-238,245]
Indian Land and Water Claim Settlements and Miscellaneous Payments to Indians.....	2	55,457	0	45,644	-2	-9,813
Indian Guaranteed Loan Program Account .....	0	9,272	0	909	0	-8,363
Subtotal, Current .....	5,367	3,116,242	2,989	1,853,202	-2,378	-1,263,040
Subtotal, Current w/o Education .....	3,041	1,963,584	2,989	1,853,202	-52	-110,382
<b>Permanent</b>						
Indian Guaranteed Loan Program Account .....	0	17,000	0	17,000	0	0
White Earth Settlement Fund .....	0	3,000	0	3,000	0	0
Miscellaneous Permanent Appropriations.....	284	112,653	284	116,282	0	+3,629
Operation and Maintenance of Quarters.....	41	5,456	41	5,630	0	+174
Gifts and Donations, Bureau of Indian Affairs .....	0	100	0	100	0	0
Subtotal, Permanent .....	325	138,209	325	142,012	0	+3,803
<b>Allocation and Reimbursable</b>						
Allocation from Others.....	679	0	681	0	+2	0
Reimbursable Programs <sup>2/</sup> .....	605	0	574	0	-31	0
Subtotal, Allocation and Reimbursable.....	1,284	0	1,255	0	-29	0
<b>TOTAL, BUREAU OF INDIAN AFFAIRS .....</b>	<b>6,976</b>	<b>3,254,451</b>	<b>4,569</b>	<b>1,995,214</b>	<b>-2,407</b>	<b>-1,259,237</b>

<sup>1/</sup> The 2020 budget proposes to establish the Bureau of Indian Education as an independent bureau with a separate budget structure.

<sup>2/</sup> As BIE transitions to a separate budget structure, BIE staff paid with Dept. of Education funding will shift from the BIA account, as funding agreements are renewed.

## **HIGHLIGHTS OF BUDGET CHANGES**

*By Appropriation Activity/Subactivity*

### **APPROPRIATION: Operation of Indian Programs**

	2018 Actual	2019 CR	2020 Request	Change
<b>Tribal Government</b>				
Aid to Tribal Government (TPA).....	28,698	28,698	27,237	-1,461
Consolidated Tribal				
Government Program (TPA) .....	75,429	75,429	75,271	-158
Self Governance Compacts (TPA) .....	165,069	165,069	178,909	+13,840
New Tribes (TPA) .....	1,120	1,120	1,281	+161
Small and Needy Tribes (TPA).....	4,448	4,448	0	-4,448
Road Maintenance (TPA).....	34,653	34,653	34,893	+240
Tribal Government Program Oversight...	8,550	8,550	8,422	-128
Subtotal, Tribal Government .....	317,967	317,967	326,013	+8,046
<b>Human Services</b>				
Social Services (TPA) .....	52,832	52,832	51,548	-1,284
Welfare Assistance (TPA).....	76,000	76,000	74,734	-1,266
Indian Child Welfare Act (TPA).....	19,080	19,080	13,357	-5,723
Housing Program (TPA) .....	9,708	9,708	0	-9,708
Human Services Tribal Design (TPA).....	263	263	266	+3
Human Services Program Oversight.....	3,180	3,180	3,045	-135
Subtotal, Human Services .....	161,063	161,063	142,950	-18,113
<b>Trust - Natural Resources Management</b>				
Natural Resources (TPA) .....	4,882	4,882	4,704	-178
Irrigation Operations and Maintenance...	14,009	14,009	14,017	+8
Rights Protection Implementation.....	40,161	40,161	40,231	+70
Tribal Management/				
Development Program.....	11,652	11,652	11,162	-490
Endangered Species .....	2,693	2,693	1,001	-1,692
Tribal Climate Resilience.....	9,956	9,956	0	-9,956
Integrated Resource Info Program.....	2,971	2,971	1,973	-998
Agriculture and Range .....	31,096	31,096	25,101	-5,995
Forestry .....	54,877	54,877	54,759	-118
Water Resources .....	10,581	10,581	10,592	+11
Fish, Wildlife and Parks.....	15,260	15,260	14,463	-797
Resource Management				
Program Oversight.....	6,064	6,064	6,086	+22
Subtotal, Trust - Natural				
Resources Management.....	204,202	204,202	184,089	-20,113
<b>Trust - Real Estate Services</b>				
Trust Services (TPA) .....	8,486	8,486	8,406	-80
Navajo-Hopi Settlement Program.....	1,185	1,185	1,192	+7
Probate (TPA) .....	12,598	12,598	12,676	+78
Land Title and Records Offices .....	14,774	14,774	14,803	+29
Real Estate Services.....	37,716	37,716	37,753	+37
Land Records Improvement.....	6,945	6,945	6,948	+3
Environmental Quality.....	19,012	19,012	13,440	-5,572
Alaskan Native Programs .....	1,470	1,470	701	-769
Rights Protection .....	13,435	13,435	11,779	-1,656
Trust - Real Estate Services Oversight.....	14,220	14,220	14,267	+47
Subtotal, Trust - Real Estate Services....	129,841	129,841	121,965	-7,876



**APPROPRIATION: Operation of Indian Programs (continued)**

	2018 Actual	2019 CR	2020 Request	Change
<b>Public Safety and Justice</b>				
Law Enforcement .....	373,319	373,319	376,694	+3,375
Tribal Courts (TPA) .....	30,618	30,618	30,881	+263
Fire Protection (TPA) .....	1,583	1,583	1,584	+1
Subtotal, Public Safety and Justice .....	405,520	405,520	409,159	+3,639
<b>Community and Economic Development</b>				
Job Placement and Training (TPA) .....	12,549	12,549	12,497	-52
Economic Development (TPA) .....	1,826	1,826	1,779	-47
Minerals and Mining .....	26,416	26,416	25,460	-956
Community Development Oversight .....	5,656	5,656	4,661	-995
Subtotal, Community and Economic Development .....	46,447	46,447	44,397	-2,050
<b>Executive Direction and Administrative Services</b> .....	231,747	231,747	233,737	+1,990
<b>Bureau of Indian Education</b>				
Elementary and Secondary (forward funded) .....	579,242	579,242	0	-579,242
Elementary/Secondary Programs .....	141,563	141,563	0	-141,563
Post Secondary Programs (forward funded) .....	94,183	94,183	0	-94,183
Post Secondary Programs .....	64,171	64,171	0	-64,171
Education Management .....	35,254	35,254	0	-35,254
Subtotal, Bureau of Indian Education ..	914,413	914,413	0	-914,413
<b>TOTAL APPROPRIATION (w/ BIE) .....</b>	<b>2,411,200</b>	<b>2,411,200</b>	<b>1,462,310</b>	<b>-948,890</b>
Rescission of Prior Year BA .....	-8,000	-8,000	0	+8,000
<b>TOTAL APPROPRIATION (w/ BIE and w/ rescission) .....</b>	<b>2,403,200</b>	<b>2,403,200</b>	<b>1,462,310</b>	<b>-940,890</b>
<b>TOTAL APPROPRIATION (w/o BIE w/ rescission) .....</b>	<b>1,488,787</b>	<b>1,488,787</b>	<b>1,462,310</b>	<b>-26,477</b>

**Detail of Budget Changes**

	2020 Change from 2019 CR		2020 Change from 2019 CR
<b>TOTAL APPROPRIATION (w/ rescission) .....</b>	<b>-26,477</b>		
Tribal Government .....	+8,046	Trust - Natural Resources Management .....	-20,113
Internal Tribal Transfers, Net .....	+11,099	Internal Tribal Transfers, Net .....	-1,286
New Tribes (TPA) .....	+160	Tribal Management/Development Program .....	-500
Supplemental Funding for Small and Needy Tribes (TPA) .....	-4,448	Endangered Species .....	-1,693
Tribal Government Program Oversight ..	-160	Tribal Climate Resilience .....	-9,956
Fixed Costs .....	+1,395	Integrated Resource Info Program .....	-1,000
Human Services .....	-18,113	Agriculture Program (TPA) .....	-4,750
Internal Tribal Transfers, Net .....	-8,630	Invasives Species .....	-1,308
Housing Program (TPA) .....	-9,708	Fixed Costs .....	+380
Fixed Costs .....	+225	Trust - Real Estate Services .....	-7,876
		Internal Tribal Transfers, Net .....	-344

**Detail of Budget Changes**  
**Operation of Indian Programs (continued)**

	<u>2020 Change from 2019 CR</u>		<u>2020 Change from 2019 CR</u>
Environmental Quality Projects .....	-5,600	Executive Direction and	
Alaskan Native Programs .....	-770	Administrative Services .....	+1,990
Litigation Support/Attorney Fees .....	-1,500	Intra-Governmental Payments .....	-96
Other Indian Rights Protection .....	-173	GSA Rentals .....	-2,500
Fixed Costs .....	+511	Administrative Savings .....	+1,199
		Fixed Costs .....	+3,387
Public Safety and Justice .....	+3,639		
Internal Tribal Transfers, Net .....	+130	Bureau of Indian Education.....	[-914,413]
Opioid Crisis Initiative .....	+2,546	Transfer to BIE separate	
Indian Police Academy.....	-237	budget structure .....	[-914,413]
Fixed Costs .....	+1,200		
		Elimination of Rescission.....	+8,000
Community and Economic Development...	-2,050		
Internal Tribal Transfers, Net .....	-128	Subtotals for Changes Across Multiple	
Minerals and Mining Projects.....	-1,000	Subactivities .....	
Community Development Oversight.....	-1,000	Internal Tribal Transfers, Net .....	[+745]
Fixed Costs .....	+78	Fixed Costs .....	[+7,176]

**APPROPRIATION: Contract Support Costs**

	<u>2018 Actual</u>	<u>2019 CR</u>	<u>2020 Request</u>	<u>Change</u>
Contract Support.....	257,093	289,200	280,857	-8,343
Indian Self-Determination Fund.....	5,000	5,000	5,000	0
TOTAL APPROPRIATION .....	262,093	294,200	285,857	-8,343

**Detail of Budget Changes**

	<u>2020 Change from 2019 CR</u>
TOTAL APPROPRIATION .....	-8,343
Estimated Contract Support Costs Need.....	-8,343

**APPROPRIATION: Construction**

	2018 Actual	2019 CR	2020 Request	Change
Education Construction .....	238,245	238,245	0	-238,245
Public Safety and Justice Construction .....	35,309	35,309	10,422	-24,887
Resource Management Construction .....	67,192	67,192	36,053	-31,139
Other Program Construction .....	13,367	13,367	12,007	-1,360
TOTAL APPROPRIATION (w/ Education Construction) .....	354,113	354,113	58,482	-295,631
TOTAL APPROPRIATION (w/o Education Construction) .....	115,868	115,868	58,482	-57,386

See Appendix C for proposed 2020 construction projects.

***Detail of Budget Changes***

	2020 Change from 2019 CR		2020 Change from 2019 CR
TOTAL APPROPRIATION	-57,386		
Education Construction .....	[-238,245]	Other Program Construction .....	-1,360
Transfer to BIE separate budget structure .....	[-238,245]	Telecommunications Improvement and Repair .....	-2
Public Safety and Justice Construction .....	-24,887	Facilities/Quarters Improvement and Repair .....	-1,002
Replacement Detention Facility Construction .....	-18,000	Construction Program Management .....	-373
Employee Housing .....	-1,402	Fixed Costs .....	+17
Facilities Improvement and Repair	-5,314	Subtotals for Changes Across	
Fire Safety Coordination and Protection ..	-172	Multiple Subactivities	
Fixed Costs .....	+1	Fixed Costs .....	[+45]
Resource Management Construction .....	-31,139		
Irrigation Project Construction .....	-11,597		
Engineering and Supervision .....	-625		
Survey and Design .....	-426		
Federal Power Compliance (FERC) .....	-7		
Safety of Dams Projects .....	-16,698		
Dam Maintenance .....	-1,813		
Fixed Costs .....	+27		

**APPROPRIATION: Indian Land and Water Claim Settlements and Miscellaneous Payments to Indians**

	2018 Actual	2019 CR	2020 Request	Change
Land Settlements				
White Earth Land Settlement Act (Administration) .....	625	TBD	TBD	TBD
Hoopa-Yurok Settlement.....	250	TBD	TBD	TBD
Subtotal, Land Settlements.....	875	TBD	TBD	TBD
Water Settlements				
Pyramid Lake Water Rights Settlement ... Navajo Water Resources	142	TBD	TBD	TBD
Development Trust Fund .....	4,011	TBD	TBD	TBD
Navajo-Gallup Water Supply Project .....	21,720	TBD	TBD	TBD
Pechanga Water Rights Settlement .....	9,192	TBD	TBD	TBD
Blackfeet Water Rights Settlement .....	19,517	TBD	TBD	TBD
Subtotal, Water Settlements .....	54,582	TBD	TBD	TBD
Undistributed .....	0	55,457	45,644	-9,813
TOTAL APPROPRIATION .....	55,457	55,457	45,644	-9,813

Note: The 2020 funding requirements for enacted settlements is dependent on the allocations of the 2019 appropriations.

***Detail of Budget Changes***

	2020 Change from 2019 CR
TOTAL APPROPRIATION .....	-9,813
Undistributed Net Change .....	-9,813

**APPROPRIATION: Indian Guaranteed Loan Program Account**

	2018 Actual	2019 CR	2020 Request	Change
TOTAL APPROPRIATION .....	9,272	9,272	909	-8,363

***Detail of Budget Changes***

	2020 Change from 2019 CR
TOTAL APPROPRIATION .....	-8,363
Loan Subsidies.....	-8,020
Program Management.....	-348
Fixed Costs.....	+5



# BUREAU OF INDIAN EDUCATION

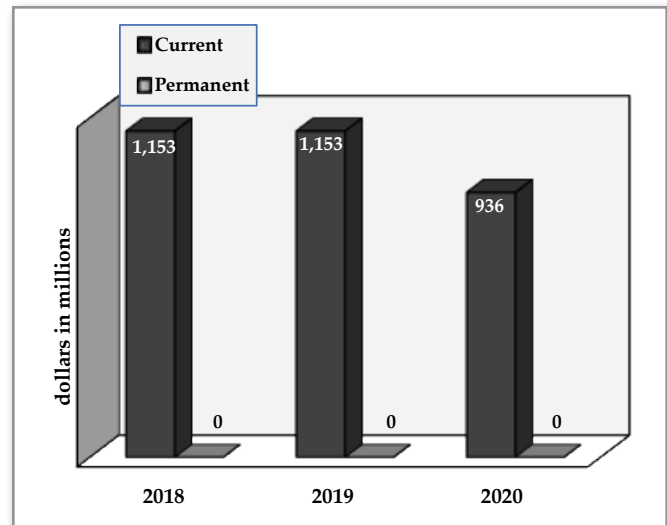
**Mission**—The mission of the Bureau of Indian Education (BIE) is to provide quality education opportunities from early childhood through life in accordance with a Tribe’s needs for cultural and economic well-being, in keeping with the wide diversity of Indian Tribes and Alaska Native villages as distinct cultural and governmental entities.

**Budget Overview**—The 2020 President’s budget for BIE is \$936.3 million in current appropriations. The budget prioritizes programs serving the broadest number of students and proposes reductions in more narrowly focused activities. BIE estimates the budget supports staffing of 2,448 full-time equivalents in 2020.

The United States has a trust and treaty responsibility to provide eligible Indian students with a quality education. BIE serves as a capacity builder and service provider to support Tribes in delivering culturally appropriate education with high academic standards to allow students across Indian Country to achieve success. BIE funding supports classroom instruction, student transportation, Native language development programs, cultural enrichment, gifted and talented programs, and school maintenance. In some schools, mostly in remotely located sites, funding also supports residential costs. BIE also operates 2 post-secondary schools and administers grants for 29 tribally controlled colleges and universities and 2 Tribal technical colleges.

The budget proposes to strengthen BIE as an independent bureau with a separate budget structure to advance ongoing BIE reforms to improve learning and student outcomes at BIE schools. A key aspect

## BIE Funding



of this effort is decoupling overlapping functions of the Bureau of Indian Affairs (BIA) and BIE to better deliver services to schools, maximize efficiency, and build capacity within BIE. The Bureau of Indian Education will retain existing programs and gradually assume direct responsibility for acquisition, safety, and facilities management. Aligning resources with management responsibilities addresses recommendations of the Government Accountability Office and will provide BIE the autonomy and accountability needed to improve service delivery to, and by, BIE-funded schools.

The budget establishes two primary Treasury accounts for BIE funding, Operation of Indian Education Programs and Education Construction. Funding previously requested for BIE activities in the Operation of Indian Programs account is shifted to BIE’s new operating account, with no significant changes to the budget structure. Similarly, funding for Education Construction programs previously

## BUREAU OF INDIAN EDUCATION FACTS

- The Bureau of Indian Education provides education services to 47,000 individual students with an Average Daily Membership of 41,000 students in 23 States, 169 elementary and secondary schools, and 14 dormitories.
- Currently, 131 or 72 percent of BIE-funded elementary schools, secondary schools, and dormitories are tribally controlled and operate under the direction of individual Tribal governments.
- BIE also provides funding to 33 colleges, universities, and post-secondary schools.

shown in the Indian Affairs Construction account, is now in the new Education Construction account. The 2020 budget maintains existing Administrative Provisions for both BIA and BIE, and proposes appropriations language allowing for the transfer of funding between accounts with reporting to Congress, as the bureaus transition to the new funding structure.

**Operation of Indian Education Programs**—The 2020 budget for the Operation of Indian Education Programs account is \$867.4 million. This newly created account includes existing programs formerly in the BIE activity. The core mission of BIE is to support the BIE school system and administer grants to higher education Tribal institutions. In 2020, priority is given to programs that directly support classroom operations at BIE-funded elementary and secondary schools and post-secondary Tribal colleges and universities. Activities which do not directly support BIE school programs or facilities are a lower priority.

The budget supports the BIE Strategic Direction, a 5-year plan first released in August 2018, that continues implementation of the BIE reform to improve services to Indian students. The plan was developed through a year-long process that included consultation with Tribes and key stakeholders. The Strategic Direction includes clear milestones and actions to identify successful programs and approaches from preschool through post-secondary education and fosters tailored solutions at the individual school level. At the core of this plan is a commitment to working collaboratively with Tribes, school boards, employees, and other stakeholders

throughout the development, implementation, and refinement of the Strategic Direction.

*Elementary and Secondary Programs*—The request includes \$726.8 million to provide base funding for the operation of the entire BIE elementary and secondary school system of 169 elementary and secondary schools and 14 dormitories providing educational services to 47,000 individual students in 23 States. Funds support the basic and supplemental education programs at BIE-funded schools, student transportation, facilities operations, and maintenance. The budget proposes \$20.9 million for Early Child and Family Development to pilot early childhood activities outlined in the BIE Strategic Direction. Education Program Enhancements is funded at \$14.3 million and supports continued school improvement activities and native language immersion programs in BIE-funded schools. The budget continues to invest in activities that promote educational self-determination for Tribal communities and includes \$81.5 million for Tribal Grant Support Costs for Tribes that choose to operate BIE-funded schools. This level of funding supports 100 percent of the estimated requirement. The budget also includes \$14.8 million for the Johnson-O'Malley program authorized to support the education of eligible Indian students enrolled in public schools and previously private schools.

*Post-Secondary Programs*—The request includes \$98.0 million for Post-Secondary Programs to operate 2 post-secondary institutions, administer grants to 29 tribally operated colleges, and fund 2 Tribal technical colleges. These programs provide Tribal communities with the necessary resources

and facilities to teach Indian students the skills they need for career success. Post-secondary education of Tribal members is also an important component in the economic development of many Tribes. The request preserves funding for classroom instruction and other core services. The 2020 budget reflects the full transition of Haskell Indian Nations University and Southwestern Indian Polytechnic Institute funding to forward funding.

*Education Management*—The request includes \$42.6 million for education management and information technology to optimize learning opportunities for students of all ages. Funding includes \$32.3 million for Education Program Management (EPM), which will enable BIE to build much-needed capacity in such areas as acquisition, school safety and repairs, performance tracking, and technical support to the field. EPM also supports staff at BIE Education Resource Centers to provide direct and customized technical assistance to schools. Other management activities include data collection, analysis and reporting, financial and accounting functions, oversight and coordination of major facility repairs, and managing grant applications. BIE information technology includes the wide area network infrastructure and general support systems used by BIE-funded schools.

*Tribal Priority Allocations*—The 2020 budget proposes Tribal Priority Allocation funding of \$16.1 million.

**Education Construction**—In addition to support through the Administration’s Public Lands Infrastructure Fund legislative proposal, the 2020 budget includes \$68.9 million in annual funding for Education Construction. The budget includes \$62.8 million for facility improvement and repair at existing schools to provide an environment conducive to educational achievement. Available funding from prior years will complete school construction on the 2004 school replacement list and continue design/build construction for schools on the 2016 school replacement list. The budget includes \$5.1 million for BIE employee housing repair and new funding of \$1.0 million for employee housing replacement. In 2020, BIE will continue to manage new construction activities through a reimbursable agreement with Indian Affairs. BIE will work with Indian Affairs to implement changes in the facility improvement and repair activities to improve validation at the school level upon completion of needed repairs.

**Fixed Costs**—Fixed costs of \$1.9 million are fully funded.

**SUMMARY OF BUREAU APPROPRIATIONS**  
(all dollar amounts in thousands)

*Comparison of 2020 Request with 2019 CR <sup>1/</sup>*

	2019 CR		2020 Request		Change	
	FTE	Amount	FTE	Amount	FTE	Amount
<b>Current</b>						
Operation of Indian Education Programs .....	[2,318]	[914,413]	2,410	867,416	+92	-46,997
Education Construction.....	[8]	[238,245]	7	68,858	-1	-169,387
Subtotal, Current .....	[2,326]	[1,152,658]	2,417	936,274	+91	-216,384
<b>Allocation and Reimbursable</b>						
Reimbursable (2020 agreements) .....	[0]	[0]	31	0	+31	0
Reimbursable (prior year agreements) <sup>2/</sup> .....	[597]	[0]	[566]	[0]	[-31]	[0]
Subtotal, Allocation and Reimbursable.....	[597]	0	31	0	+31	0
<b>TOTAL, BUREAU OF INDIAN EDUCATION .....</b>	<b>[2,923]</b>	<b>[1,152,658]</b>	<b>2,448</b>	<b>936,274</b>	<b>+122</b>	<b>-216,384</b>

<sup>1/</sup> The 2020 budget proposes to establish the Bureau of Indian Education (BIE) as an independent bureau with a separate budget structure.

<sup>2/</sup> As BIE transitions to a separate budget structure, BIE staff paid with Dept. of Education funding will shift from the Bureau of Indian Affairs account, as funding agreements are renewed.



## HIGHLIGHTS OF BUDGET CHANGES

*By Appropriation Activity/Subactivity*

### APPROPRIATION: Operation of Indian Education Programs

	2018 Actual	2019 CR	2020 Request	Change
<i>Elementary and Secondary (forward funded)</i>				
ISEP Formula Funds .....	[402,906]	[402,906]	404,092	+1,186
ISEP Program Adjustments .....	[5,457]	[5,457]	5,467	+10
Education Program Enhancements .....	[12,248]	[12,248]	14,273	+2,025
Tribal Education Departments .....	[2,500]	[2,500]	2,500	0
Student Transportation .....	[56,285]	[56,285]	56,363	+78
Early Childhood and Family Development .....	[18,810]	[18,810]	20,852	+2,042
Tribal Grant Support Costs .....	[81,036]	[81,036]	81,508	+472
Subtotal, Elementary and Secondary <i>(forward funded)</i> .....	[579,242]	[579,242]	585,055	+5,813
<i>Elementary/Secondary Programs</i>				
Facilities Operations .....	[66,608]	[66,608]	66,710	+102
Facilities Maintenance .....	[59,552]	[59,552]	59,684	+132
Juvenile Detention Center Education .....	[500]	[500]	500	0
Johnson-O'Malley Assistance Grants (TPA) .....	[14,903]	[14,903]	14,835	-68
Subtotal, Elementary/Secondary Programs .....	[141,563]	[141,563]	141,729	+166
<i>Post Secondary Programs (forward funded)</i>				
Haskell & SIPI .....	[16,885]	[16,885]	19,480	+2,595
Tribal Colleges and Universities .....	[69,793]	[69,793]	69,793	0
Tribal Technical Colleges .....	[7,505]	[7,505]	7,537	+32
Subtotal, Post Secondary Programs <i>(forward funded)</i> .....	[94,183]	[94,183]	96,810	+2,627
<i>Post Secondary Programs</i>				
Haskell & SIPI .....	[22,513]	[22,513]	0	-22,513
Tribal Colleges and Universities Supplements (TPA) .....	[1,220]	[1,220]	1,220	0
Scholarships and Adult Education (TPA) ..	[34,996]	[34,996]	0	-34,996
Special Higher Education Scholarships ...	[2,992]	[2,992]	0	-2,992
Science Post Graduate Scholarship Fund .....	[2,450]	[2,450]	0	-2,450
Subtotal, Post Secondary Programs .....	[64,171]	[64,171]	1,220	-62,951
<i>Education Management</i>				
Education Program Management .....	[24,957]	[24,957]	32,300	+7,343
Education IT .....	[10,297]	[10,297]	10,302	+5
Subtotal, Education Management .....	[35,254]	[35,254]	42,602	+7,348
TOTAL APPROPRIATION .....	[914,413]	[914,413]	867,416	-46,997

**APPROPRIATION: Operation of Indian Education Programs (continued)**

*Detail of Budget Changes*

	<u>2020 Change from 2019 CR</u>		<u>2020 Change from 2019 CR</u>
TOTAL APPROPRIATION .....	-46,997		
Transfer from OIP to create separate BIE		Haskell and SIPI - one-time forward	
Bureau .....	[+914,413]	funding adjustment .....	-16,885
Elementary and Secondary ( <i>forward</i>		Haskell and SIPI - Program Change .....	-3,137
<i>funded</i> ) .....	[+579,242]	Fixed Costs .....	+136
Elementary/Secondary Programs .....	[+141,563]	Post Secondary Programs .....	-62,951
Post Secondary Programs ( <i>forward funded</i> ) .	[+94,183]	Internal Transfer, Haskell and SIPI	
Post Secondary Programs .....	[+64,171]	transition annual funding to forward	
Education Management .....	[+35,254]	funding .....	-22,513
Elementary and Secondary ( <i>forward funded</i> )...	+5,813	Scholarships and Adult Education ( <i>TPA</i> )..	-34,333
Education Program Enhancements .....	+2,000	Tribal Transfer - Scholarships and Adult	
Early Childhood and Family Dev .....	+2,000	Education ( <i>TPA</i> ) .....	-663
Tribal Grant Support Costs - Funds 100		Special Higher Education Scholarships ...	-2,992
Percent of Need .....	+472	Science Post Graduate Scholarship Fund..	-2,450
Fixed Costs .....	+1,341	Education Management .....	+7,348
Elementary and Secondary .....	+166	Education Program Management .....	+7,218
Tribal Transfer - Johnson O'Malley Grants		Fixed Costs .....	+130
( <i>TPA</i> ) .....	-82	Subtotals for Changes Across Multiple	
Fixed Costs .....	+248	Subactivities	
Post Secondary Programs ( <i>forward funded</i> ).....	+2,627	New Bureau - Internal Transfer	
Internal Transfer, Haskell and SIPI		from BIA .....	[+914,413]
transition annual funding to forward		Internal and Tribal Transfers, Net .....	[-745]
funding .....	+22,513	Fixed Costs .....	[+1,855]

**APPROPRIATION: Education Construction**

	2018 Actual	2019 CR	2020 Request	Change
Replacement School Construction.....	[105,504]	[105,504]	0	-105,504
Replacement Facility Construction .....	[23,935]	[23,935]	0	-23,935
Replacement/New Employee Housing.....	[0]	[0]	1,000	+1,000
Employee Housing Repair.....	[13,574]	[13,574]	5,062	-8,512
Facilities Improvement and Repair .....	[95,232]	[95,232]	62,796	-32,436
<b>TOTAL APPROPRIATION .....</b>	<b>[238,245]</b>	<b>[238,245]</b>	<b>68,858</b>	<b>-169,387</b>

*Detail of Budget Changes*

2020 Change  
from 2019 CR

TOTAL APPROPRIATION .....	-169,387
Transfer from Construction to create separate BIE Bureau .....	[+238,245]
Replacement School Construction.....	-105,504
Replacement Facility Construction .....	-23,935
Replacement/ New Employee Housing.....	+1,000
Employee Housing Repair.....	-8,514
Facilities Improvement and Repair .....	-32,441
Fixed Costs .....	+7





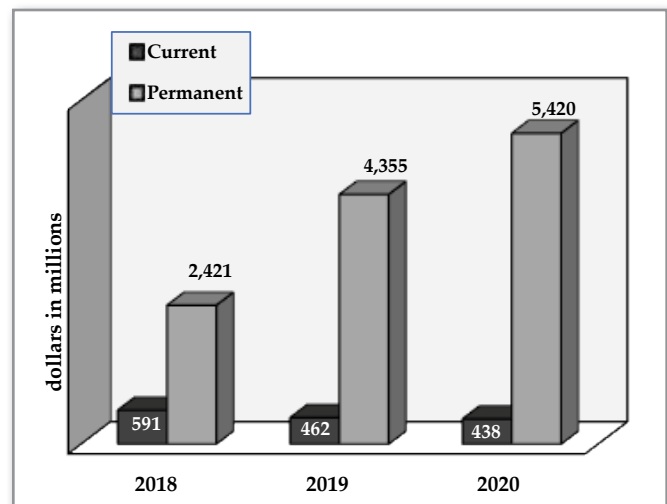
# DEPARTMENTAL OFFICES

**Overview**—The Department of the Interior conserves and manages the Nation’s natural resources and cultural heritage for the benefit and enjoyment of the American people, provides scientific and other information to address natural resource and natural hazard challenges, and honors the Nation’s trust responsibilities and commitments to American Indians, Alaska Natives, and affiliated island communities to help them prosper.

Departmental Offices provide leadership, management, and coordination activities; deliver services to Interior’s bureaus and offices; and operate unique cross-cutting functions that do not logically fit elsewhere. The Office of the Secretary (OS) provides executive leadership for the Department through the development of policy, legislation, and the annual budget. OS also provides administrative services such as finance, information resources, acquisition, and human resources. OS manages Interior’s administrative appeals functions through the Office of Hearings and Appeals and appraises the value of lands and minerals through the Appraisal and Valuation Services Office (AVSO).

The following programs within Departmental Offices are funded in separate appropriations. The Office of Insular Affairs (OIA) assists U.S. territories and freely associated states. The Office of the Special Trustee for American Indians (OST) manages and carries out the Secretary of the Interior’s responsibility for trust funds for American Indians and Tribes. The Office of the Solicitor provides legal services to the bureaus and offices on behalf of the Secretary. The Office of Inspector General reviews Interior activities and conducts audits and investigations.

## Departmental Offices Funding



OS also manages five Department-wide programs funded in separate accounts which are discussed as a separate chapter in the Bureau Highlights. The Office of Natural Resources Revenue collects, disburses, and verifies Federal and Indian energy and other natural resource revenues on behalf of all Americans. The Payments in Lieu of Taxes program provides payments to local governments in jurisdictions with Federal lands. The Central Hazardous Materials Fund provides a coordinated, consistent approach to remediate Interior sites impacted by hazardous substances. The Natural Resource Damage Assessment and Restoration program coordinates all the Department’s restoration efforts for resources damaged as a result of oil spills or hazardous substance releases into the environment. The Wildland Fire Management program addresses wildfire on public lands. Working collaboratively with participating bureaus, the Department coordinates wildland fire activities within the Department of the Interior and with the Depart-

ment of Agriculture's U.S. Forest Service. OS also manages the Department's Working Capital Fund, the Interior Franchise Fund, and the agency-wide Financial and Business Management System.

### Office of the Secretary

**Mission**—The Office of the Secretary provides the executive level leadership, policy, guidance, and coordination needed to manage the diverse, complex, and nationally significant programs that are the Department of the Interior's responsibilities.

**Budget Overview**—The 2020 budget request for Departmental Operations is \$129.4 million in current appropriations. The 2020 budget reflects the transfer of \$9.4 million and 42 full-time equivalents from OST to OS to establish a Department-wide Appraisal and Valuation Services Office as approved in 2018. This consolidation helps to coordinate valuation policies and best practices and complies with the Indian Trust Asset Reform Act requirements to consolidate the appraisal and valuation of Indian trust property under one administrative entity. The budget adjusts the request for Federal land acquisition-related activities of AVSO reflecting the priority to maintain Interior's existing assets rather than acquire new areas.

The 2020 request for OS supports priority Departmental operations, services, and management functions and includes administrative savings realized from efforts to shrink the OS footprint within the Main Interior Building. The budget request continues to propose to realign the Land Buy Back Program for Tribal Nations (LBBP) from OS to OST. LBBP is a permanent funded program responsible for the expenditure of the \$1.9 billion Trust Land Consolidation Fund authorized by the settlement agreement in *Cobell v. Salazar*, confirmed by the Claims Resolution Act of 2010. OST currently provides significant support to the LBBP, and the realignment will enhance coordination of support activities and technical assistance and present opportunities to streamline LBBP processes.

**Fixed Costs**—Fixed costs of \$834,000 are fully funded.

### Office of Insular Affairs

**Mission**—The Office of Insular Affairs strengthens economic and health capacities in the U.S. territories and fulfills the U.S. Compact obligations to freely associated states.

**Budget Overview**—The 2020 budget includes \$84.1 million in current appropriations. OIA estimates the budget will support staffing equal to 36 full-time equivalents in 2020.

**Assistance to Territories**—The 2020 budget includes \$81.0 million for the main operating account, Assistance to Territories. Within this account, the budget includes \$31.7 million for Territorial Assistance programs, which includes \$9.4 million for OIA operations, including financial oversight efforts; \$14.7 million for Technical Assistance; \$1.0 million for Maintenance Assistance; \$946,000 for Coral Reef Initiative & Natural Resources activities; \$2.8 million for Energizing Insular Communities; and \$2.8 million for Brown Tree Snake Control. The 2020 budget relies on permanent funding for Compact Impact assistance activities. The budget includes \$21.5 million for American Samoa Operations support. The request for current mandatory Capital Improvement Project grant funding is \$27.7 million.

**Compact of Free Association**—The 2020 budget provides \$3.1 million for the Compact of Free Association account, which includes \$2.6 million for Federal Services and \$473,000 for Enewetak.

**Fixed Costs**—Fixed costs of \$43,000 are fully funded.

### Office of the Solicitor

**Mission**—The Office of the Solicitor's mission is to provide high quality legal counsel to the Secretary and Interior's offices and bureaus, administer the Department's ethics program, help resolve legal issues among bureaus and offices as they fulfill their duties, and manage Interior's Freedom of Information Act appeals.

**Budget Overview**—The 2020 budget includes \$66.8 million for the Office of the Solicitor. The budget is estimated to support total staffing of 440 full-time equivalents in 2020. The budget provides \$59.2 million for Legal Services to effectively manage the legal work associated with the Department’s mission activities. Included in the request is \$5.0 million for General Administration to provide and coordinate all management and administrative services, as well as \$2.5 million for the Ethics Office to address program deficiencies and risks in the areas of financial disclosure and ethics training and education across Interior. The 2020 budget requests 2-year funding for this account.

**Fixed Costs**—Fixed costs of \$628,000 are fully funded.

### Office of Inspector General

**Mission**—The Office of Inspector General’s mission is to provide independent oversight and promote excellence, integrity, and accountability within the programs, operations, and management of the Department of the Interior and its resources.

**Budget Overview**—The 2020 budget includes \$52.5 million for the Office of Inspector General. The Inspector General estimates staffing will equal 256 full-time equivalents in 2020. The budget request reflects anticipated workload requirements in Audits, Inspections and Evaluations and in the Office of Investigations and security clearance requirements. The request also provides funding for Mission Support activities including information technology. The 2020 budget requests 2-year funding for this account.

**Fixed Costs**—Fixed costs of \$91,000 are fully funded.

### Office of the Special Trustee for American Indians

**Mission**—The mission of the Office of the Special Trustee for American Indians is to honor America’s trust responsibilities by incorporating a beneficiary focus and participation while providing superior stewardship of trust assets. OST provides fiduciary guidance, management, and leadership for Tribal Trust and Individual Indian Money (IIM) accounts and oversees and coordinates efforts to establish consistent policies, procedures, systems, and practices throughout the Department of the Interior for the Indian Trust Administration System.

**Budget Overview**—The 2020 budget includes \$105.1 million in current appropriations. OST estimates staffing will equal 504 full-time equivalents in 2020, including staff in the Land Buy Back Program for Tribal Nations.

OST has operational responsibility for financial trust fund management, including receipt, investment, disbursement, and reporting of Indian trust funds on behalf of individuals and Tribes. OST manages more than \$5 billion held in nearly 3,500 trust accounts for more than 250 Indian Tribes and nearly 406,000 open IIM accounts. In addition, OST provides litigation and document production support for lawsuits related to those accounts.

OST manages trust funds, which include payments from judgment awards, settlements of claims, land use agreements, royalties on natural resource use, other proceeds derived directly from trust resources, and financial investment income. OST has responsibility to plan and execute the historical accounting of Tribal Trust accounts and IIM accounts. This work is accomplished by the Office of Historical Trust Accounting (OHTA), which also works to resolve the ownership of residual balances in Youpee Escheat accounts and special deposit accounts, and to distribute account balances to Tribes, individual Indians, and non-trust entities.

OHTA provides litigation support resulting from the settlement of *Cobell v. Salazar* and other Tribal lawsuits in coordination with the Department of Justice. As of February 2019, approximately 18 pending cases are filed in various Federal courts by Indian Tribes or individual Indians regarding the Federal government's fiduciary trust duties.

To enhance and consolidate services to Indian Tribes, individual American Indians, and Alaska Natives, the 2020 budget proposes several organizational changes that impact OST. The budget proposes to change the reporting relationship of OST from the Office of the Secretary to the Assistant Secretary–Indian Affairs. OST will continue to be a separate organization reporting to the Assistant Secretary–Indian Affairs, similar to the Bureau of Indian Affairs and the Bureau of Indian Education. This move is proposed to enhance planning and coordination of policies and services related to Indian Country.

The budget proposes to realign the LBBP from the Office of the Secretary to OST. The LBBP is responsible for the expenditure of the \$1.9 billion Trust Land Consolidation Fund authorized by the settlement agreement in *Cobell v. Salazar*, confirmed by the Claims Resolution Act of 2010. OST provides significant support to the LBBP. Thus, the realignment of the program should enhance the coordination of support activities and technical assistance provided by OST to LBBP and present opportunities to streamline LBBP processes.

The budget also reflects the approved transfer of the Office of Appraisal Services to the Office of the Secretary's Appraisal and Valuation Services Office in 2018. Under AVSO, all appraisal and valuations are conducted by a single entity within the Department as required by the Indian Trust Asset Reform Act.

**Program Operations and Support**—The 2020 budget includes \$102.7 million for Program Operations and Support. This includes \$22.0 million

for Field Operations. Staff within Field Operations serve as the primary point of contact for trust beneficiaries—Tribes, individual Indians, and Alaska Natives—seeking information and services in conjunction with their trust assets.

The budget provides \$17.7 million for the Office of Trust Services, which conducts all fiduciary accounting activities, including receipt, disbursement, reconciliation, and financial reporting related to the trust funds under management by the Department. To manage the expected workload for historical accounting of Tribal Trust and IIM accounts, the budget includes \$17.9 million for OHTA.

The budget provides \$14.7 million for the Program Management office, which oversees and evaluates the Indian fiduciary trust programs and manages a comprehensive system of internal controls of OST operations. This program also operates the American Indian Records Repository and provides records management training and services to OST, Tribes, the Bureau of Indian Affairs, the Bureau of Indian Education, and the Office of the Assistant Secretary-Indian Affairs.

The budget requests \$30.5 million for Business Management which includes budget, finance, administration activities, and information technology management. The request includes \$8.1 million for Information Resources to fund critical IT investments for migration of the existing OST hardware infrastructure to a Federal Risk and Authorization Management Program-certified (FedRAMP), Federal Information Security Management Act (FISMA) moderate cloud computing environment, as well as operation of the trust information technology architecture. OST anticipates the more robust IT infrastructure will provide options for more cost-effective delivery of services within Field Operations and Trust Services.

**Fixed Costs**—Fixed costs of \$159,000 are fully funded.



**SUMMARY OF BUREAU APPROPRIATIONS**  
(all dollar amounts in thousands)

*Comparison of 2020 Request with 2019 CR*

	2019 CR		2020 Request		Change	
	FTE	Amount	FTE	Amount	FTE	Amount
<b>Current</b>						
Office of the Secretary - Departmental Operations .....	421	124,182	439	129,422	+18	+5,240
Assistance to Territories .....	34	96,870	36	80,967	+2	-15,903
Compact of Free Association .....	0	3,363	0	3,109	0	-254
Office of the Solicitor.....	307	66,675	304	66,816	-3	+141
Office of the Inspector General.....	237	51,023	243	52,486	+6	+1,463
Office of Special Trustee for American Indians .....	517	119,400	475	105,143	-42	-14,257
Subtotal, Current .....	1,516	461,513	1,497	437,943	-19	-23,570
<b>Permanent and Other</b>						
Indian Arts and Crafts Fund.....	0	40	0	40	0	0
Take Pride in America, Gifts and Bequests.....	0	5	0	5	0	0
Public Lands Infrastructure Fund.....	0	0	0	1,300,000	0	+1,300,000
Mineral Leasing and Associated Payments.....	0	3,385,205	0	3,035,241	0	-349,964
Payments to Oklahoma .....	0	10	0	11	0	+1
National Forest Fund, Payments to States.....	0	11,847	0	9,931	0	-1,916
Leases of Lands Acquired for Flood Control, Navigation, and Allied Purposes .....	0	54,896	0	41,421	0	-13,475
National Petroleum Reserve, Alaska .....	0	19,032	0	20,336	0	+1,304
Geothermal Lease Revenues, Payments to Counties ....	0	3,768	0	0	0	-3,768
States Share from Certain Gulf of Mexico Leases.....	0	214,939	0	339,366	0	+124,427
Compact of Free Association (Permanent) .....	0	221,523	0	224,643	0	+3,120
Payments to the United States Territories, Fiscal Assistance .....	0	302,000	0	302,000	0	0
Tribal Special Fund .....	0	103,000	0	107,000	0	+4,000
Tribal Trust Fund .....	0	39,000	0	40,000	0	+1,000
Trust Land Consolidation Fund.....	18	0	18	0	0	0
Subtotal, Permanent .....	18	4,355,265	18	5,419,994	0	+1,064,729
<b>Allocation and Reimbursable</b>						
Allocation - Office of the Secretary .....	60	0	60	0	0	0
Allocation - Office of the Solicitor.....	30	0	30	0	0	0
Reimbursable - Office of the Secretary .....	280	0	280	0	0	0
Reimbursable - Office of the Solicitor.....	89	0	106	0	+17	0
Reimbursable - Office of Inspector General .....	13	0	13	0	0	0
Reimbursable - Office of the Special Trustee for American Indians .....	11	0	11	0	0	0
Subtotal, Allocation and Reimbursable.....	483	0	500	0	+17	0
<b>TOTAL, DEPARTMENTAL OFFICES.....</b>	<b>2,017</b>	<b>4,816,778</b>	<b>2,015</b>	<b>5,857,937</b>	<b>-2</b>	<b>+1,041,159</b>
National Indian Gaming Commission.....	126	19,577	132	24,084	+6	+4,507

## HIGHLIGHTS OF BUDGET CHANGES

*By Appropriation Activity/Subactivity*

### APPROPRIATION: Office of the Secretary - Departmental Operations

	2018 Actual	2019 CR	2020 Request	Change
Leadership and Administration.....	105,405	105,405	101,356	-4,049
Management Services.....	18,777	18,777	28,066	+9,289
<b>TOTAL APPROPRIATION .....</b>	<b>124,182</b>	<b>124,182</b>	<b>129,422</b>	<b>+5,240</b>

### *Detail of Budget Changes*

	<u>2020 Change from 2019 CR</u>
TOTAL APPROPRIATION .....	+5,240
Leadership and Administration.....	-4,049
Staffing .....	-2,136
Centralized Program Management .....	-2,650
Fixed Costs .....	+737
Management Services.....	+9,289
Hearings and Appeals - Administrative	
Law Judges .....	+191
LWCF Land Acquisition Project	
Valuations Work .....	-2,052
Transfer Office of Appraisal Services to	
AVSO .....	+9,438
Indian Country Appraisals Workload	
and Rent .....	+1,578
USBM Worker's Compensation .....	-7
Indian Arts and Crafts Board Activities...	+44
Fixed Costs .....	+97
Subtotals for Changes Across	
Multiple Subactivities	
Fixed Costs .....	[+834]

**APPROPRIATION: Assistance to Territories**

	2018 Actual	2019 CR	2020 Request	Change
American Samoa Operations.....	23,002	23,002	21,529	-1,473
Capital Improvement Projects.....	27,720	27,720	27,720	0
Territorial Assistance				
Office of Insular Affairs .....	9,448	9,448	9,430	-18
Technical Assistance.....	18,000	18,000	14,671	-3,329
Maintenance Assistance Fund .....	4,000	4,000	1,023	-2,977
Brown Tree Snake Control.....	3,500	3,500	2,837	-663
Coral Reef Initiative & Natural Resources .....	2,200	2,200	946	-1,254
Empowering Insular Communities .....	5,000	5,000	2,811	-2,189
Compact Impact - Discretionary .....	4,000	4,000	0	-4,000
Subtotal, Territorial Assistance.....	46,148	46,148	31,718	-14,430
<b>TOTAL APPROPRIATION</b>				
(w/o supplemental) .....	96,870	96,870	80,967	-15,903
Supplemental Appropriation .....	3,000	0	0	0
<b>TOTAL APPROPRIATION</b>				
(w/ supplemental).....	99,870	96,870	80,967	-15,903

*Detail of Budget Changes*

	2020 Change from 2019 CR	2020 Change from 2019 CR
TOTAL APPROPRIATION .....	-15,903	
American Samoa Operations Grants.....	-1,473	
Territorial Assistance .....	-14,430	
Office of Insular Affairs .....	-18	
Professional Services .....	-61	
Fixed Costs .....	+43	
Technical Assistance.....	-3,329	
Maintenance Assistance Fund .....	-2,977	
Brown Tree Snake Control.....	-663	
		Coral Reef Initiative and Natural Resources .....
		Empowering Insular Communities .....
		Compact Impact - Discretionary .....
		-1,254
		-2,189
		-4,000

**APPROPRIATION: Compact of Free Association**

	2018 Actual	2019 CR	2020 Request	Change
Federal Services.....	2,813	2,813	2,636	-177
Enewetak .....	550	550	473	-77
Palau Compact Extension .....	123,824	0	0	0
<b>TOTAL APPROPRIATION .....</b>	<b>127,187</b>	<b>3,363</b>	<b>3,109</b>	<b>-254</b>

*Detail of Budget Changes*

	2020 Change from 2019 CR
TOTAL APPROPRIATION .....	-254
Federal Services.....	-177
Enewetak .....	-77

**APPROPRIATION: Office of the Solicitor**

	2018 Actual	2019 CR	2020 Request	Change
Legal Services .....	59,951	59,951	59,240	-711
General Administration .....	4,982	4,982	5,029	+47
Ethics Office .....	1,742	1,742	2,547	+805
<b>TOTAL APPROPRIATION .....</b>	<b>66,675</b>	<b>66,675</b>	<b>66,816</b>	<b>+141</b>

***Detail of Budget Changes***

	2020 Change from 2019 CR
<b>TOTAL APPROPRIATION .....</b>	<b>+141</b>
Legal Services .....	-711
Workforce Planning .....	-1,078
Fixed Costs .....	+367
General Administration .....	+47
Fixed Costs .....	+47
Ethics Office .....	+805
Ethics Office Enhancement .....	+591
Fixed Costs .....	+214
Subtotals for Changes Across Multiple Subactivities Fixed Costs .....	[+628]

**APPROPRIATION: Office of Inspector General**

	2018 Actual	2019 CR	2020 Request	Change
Audit, Inspections and Evaluations.....	17,806	17,806	18,761	+955
Investigations.....	20,732	20,732	20,761	+29
Mission Support .....	12,485	12,485	12,964	+479
<b>TOTAL APPROPRIATION (w/o transfer &amp;     supplemental) .....</b>	<b>51,023</b>	<b>51,023</b>	<b>52,486</b>	<b>+1,463</b>
Supplemental .....	2,500	0	0	0
Transfers .....	200	0	0	0
<b>TOTAL APPROPRIATION (w/ transfer &amp;     supplemental) .....</b>	<b>53,723</b>	<b>51,023</b>	<b>52,486</b>	<b>+1,463</b>

***Detail of Budget Changes***

	2020 Change from 2019 CR	2020 Change from 2019 CR
<b>TOTAL APPROPRIATION .....</b>	<b>+1,463</b>	
Audit, Inspections and Evaluations.....	+955	Mission Support .....
Information Technology Audits.....	+555	Continuous Data Monitoring .....
OPM Security Clearances.....	+400	FOIA Specialist .....
Investigations.....	+29	IT Systems Support .....
Fixed Costs .....	+29	Fixed Costs .....
Subtotals for Changes Across Multiple Subactivities Fixed Costs .....		[+91]

**APPROPRIATION: Office of the Special Trustee for American Indians - Federal Trust Programs**

	2018 Actual	2019 CR	2020 Request	Change
Executive Direction.....	1,688	1,688	2,447	759
Program Operations and Support.....	117,712	117,712	102,696	-15,016
<b>TOTAL APPROPRIATION .....</b>	<b>119,400</b>	<b>119,400</b>	<b>105,143</b>	<b>-14,257</b>

*Detail of Budget Changes*

	2020 Change from 2019 CR		2020 Change from 2019 CR
TOTAL APPROPRIATION .....	-14,257	Budget, Finance, and	
Executive Direction.....	+759	Administration.....	-1,287
General Program Activities.....	+753	General Program Activities.....	-1,142
Fixed Costs.....	+6	Fixed Costs.....	-145
Program Operations and Support.....	-15,016	Information Resources.....	+2,437
Program Operations.....	-17,344	Transfer from Business	
Field Operations.....	+545	Management.....	+158
General Program Activities.....	+416	General Program Activities.....	+2,258
Fixed Costs.....	+129	Fixed Costs.....	+21
Appraisal Services.....	-9,438	Office of External Affairs.....	+82
Transfer of Office of Appraisal		General Program Activities.....	+79
Services to AVSO.....	-9,438	Fixed Costs.....	+3
Trust Services.....	-7,372	Program Management.....	+1,248
Cost Savings - Trust Fund		Trust Records.....	+1,359
Accounting System.....	-7,444	General Program Activities.....	+1,317
Fixed Costs.....	+72	Fixed Costs.....	+42
Historical Trust Accounting.....	-1,079	Trust Review and Audit.....	-114
General Program Activities.....	-1,087	General Program Activities.....	-128
Fixed Costs.....	+8	Fixed Costs.....	+14
Program Support.....	+2,328	Risk Management.....	+3
Business Management.....	+1,080	Fixed Costs.....	+3
OST Business Management.....	-152	Subtotals for Changes Across	
Transfer to Information		Multiple Subactivities	
Resources.....	-158	Fixed Costs.....	[+159]
Fixed Costs.....	+6		





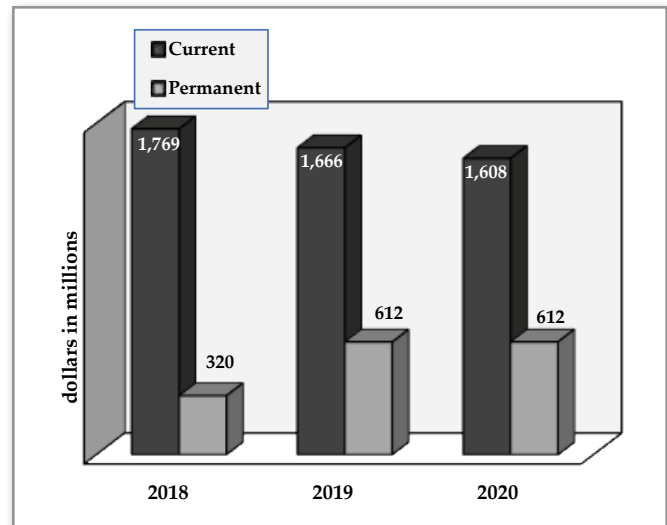
# DEPARTMENT-WIDE PROGRAMS

**Overview**—Department-wide programs support the U.S. Department of the Interior bureaus and offices through the execution of activities broad in scope and impact. These programs complement the many diverse activities of the Department of the Interior and help to achieve key strategic goals.

For the benefit of all Americans, the Office of Natural Resources Revenue (ONRR) collects, accounts for, and verifies natural resource and energy revenues due to States, Tribes, individual American Indian beneficiaries, Alaska Natives, and the U.S. Treasury. ONRR effectively and accurately collects and disburses revenue to recipients, including 36 States, 34 Tribes, some 30,000 individual Indian mineral owners, and U.S. Treasury accounts. ONRR strives to improve the management and oversight of royalty and other revenue collection and disbursement activities.

The Payments in Lieu of Taxes (PILT) program supports the activities and functions of Interior's land management bureaus by funding payments to local governments in jurisdictions with Federal lands. These payments help local jurisdictions offset costs associated with maintaining infrastructure that supports Federal lands within their boundaries. Through the Central Hazardous Materials Fund (CHF), the Department remediates hazardous substances on Interior lands, working collaboratively with bureaus and offices to approach these activities in a consistent and coordinated fashion. The Department's Wildland Fire Management program funds fire preparedness, fire suppression, fuels management, and rehabilitation activities the land management agencies and the Bureau of Indian Affairs perform. The Natural Resource Damage

## Department-Wide Programs Funding



Assessment and Restoration (NRDAR) program coordinates the Department's restoration efforts for resources damaged as a result of oil spills or hazardous substance releases where endangered species or migratory birds are impacted.

The Department of the Interior's Working Capital Fund is a revolving fund that finances centralized administrative and business services in lieu of operating duplicative systems and processes in each bureau and office. The Working Capital Fund also provides the mechanism to collect funds for shared services provided to Interior and other Federal agencies in business areas such as payroll, acquisition, and accounting. The Department's budget request includes appropriated funding for a separate Working Capital Fund account which supports Department-wide activities. The Department's Franchise Fund provides reimbursable acquisition and financial services to Interior customers and other Federal agencies.

## Payments in Lieu of Taxes

**Mission**—The Payments in Lieu of Taxes (PILT) program makes payments to nearly 1,900 local government units in 49 States, the District of Columbia, Guam, Puerto Rico, and the U.S. Virgin Islands to help offset the costs of services and infrastructure incurred by local jurisdictions with certain Federal lands. The PILT payments help local governments carry out vital services like firefighting and police protection, constructing public schools and roads, and conducting search and rescue operations. In recent years, PILT monies have been used to fund projects to build county buildings, purchase new police cruisers, and upgrade 911 emergency services.

**Budget Overview**—The 2020 budget proposes \$465.0 million in current funding for PILT. The amount proposed supports this important program while balancing Departmental funding priorities.

## Office of Natural Resources Revenue

**Mission**—The Office of Natural Resources Revenue, under CFR Title 30 – Mineral Resources, is responsible for ensuring revenue from Federal and Indian mineral leases is effectively, efficiently, and accurately collected, accounted for, analyzed, audited, and timely disbursed to recipients. Revenue distributions, which totaled \$8.9 billion in 2018, benefit States, Tribes, individual Indian mineral royalty owners, and U.S. Treasury accounts.

**Budget Overview**—The 2020 budget requests \$147.3 million for ONRR's receipts management programs. The request maintains ONRR's essential revenue management functions, which ensure the accurate collection, accounting, and disbursement of revenue from Federal and Indian leases, and includes funding for ONRR to assume responsibility for Osage Trust Accounting activities. ONRR estimates the budget will support total staffing of 627 full-time equivalents in 2020.

The request includes \$8.9 million for ONRR to begin a multi-year effort to modernize its core system, the Minerals Revenue Management Support

System (MRMSS). ONRR relies heavily on an aging mixed-financial system for all its mission-critical functions, from mineral revenue collection, accounting, and disbursement to ensuring accurate reporting and compliance for Federal and Indian mineral leases. Since its initial implementation nearly 20 years ago, regulatory changes, increased security concerns, and unique business requirements have led to a highly customized, complex, process-layered system which relies on multiple inefficient manual processes to meet mission requirements. The complexity and customization have made operating and sustaining the MRMSS increasingly challenging and costly over time. The modernization effort will provide the capacity, flexibility, and agility to deploy new technologies as they become available and will also allow ONRR to reduce long-term operations and maintenance costs.

**Fixed Costs**—Fixed costs are fully funded.

## Central Hazardous Materials Fund

**Mission**—The mission of the Central Hazardous Materials Fund is to protect public health and the environment by addressing the most contaminated sites within national parks, national wildlife refuges, and on other Department-managed public lands. CHF funds remediation projects using the authorities under the Comprehensive Environmental Response, Compensation, and Liability Act known as the Superfund statute. The program provides Interior bureaus with legal, technical, and project management expertise to address their highest priority cleanup problems. The program is funded through two revenue sources: annual appropriations and recoveries from Potentially Responsible Parties (PRPs). The program is authorized to receive, retain, and use recoveries from PRPs to fund cleanup projects. Since CHF was established in 1995, the program has received over \$111 million in recoveries from PRPs and has avoided more than \$660 million in bureau spending through in-kind remediation work performed by PRPs and other parties.



**Budget Overview**—The 2020 budget request is \$2.0 million to support CHF program management and legal staff. CHF estimates the budget will support staffing of 4 full-time equivalents. Recoveries from PRPs will fund remediation projects. CHF will fund the highest priority remediation projects based on the availability of recoveries and focus resources on remediation projects with viable PRPs. During the transition from appropriated funds to a greater reliance on funds recovered from PRPs, the program office will continue to conduct internal control reviews, prioritization of projects, financial management activities, and technical support.

**Fixed Costs**—Fixed costs are fully funded.

### Wildland Fire Management

**Mission**—The goal of the Wildland Fire Management program is to achieve a coordinated response to manage wildfire through an integrated, cost-efficient, and operationally effective wildland fire management program that meets resource and safety objectives. The guiding program principles and priorities are to create fire-resilient landscapes, promote fire-adapted communities, and safely and effectively respond to wildfires through direct program activities and strong Federal, Tribal, State, and local collaboration.

**Budget Overview**—The 2020 budget request for the Wildland Fire Management Program is \$919.9 million. The budget supports an estimated staff of 24 full-time equivalents in the Office of Wildland Fire. Program funding supports additional allocated FTE for work conducted by the bureaus.

In accordance with Division O of the Consolidated Appropriations Act, 2018 (P.L. 115-141), the budget funds Suppression Operations at \$383.7 million, and assumes the availability of \$300.0 million as the Department's share of the Wildfire Cap Adjustment established under Division O. The combination of the Suppression Operations funding and the Cap Adjustment will better ensure sufficient firefighting funds are available in even the most severe wildfire season.

The budget makes a substantial investment in the Fuels Management program, requesting a robust funding level of \$194.0 million in support of the Administration's commitment to pursue active vegetation management as a critical tool in reducing wildfire risks. The budget also includes \$9.5 million for Burned Area Rehabilitation work after wildfires. The Administration is unequivocal about the need to accelerate active vegetation management. The budget request complements a significant interagency package of vegetation management reform legislation, providing needed authority for the Department of the Interior and the U.S. Department of Agriculture to better manage critical landscapes and protect people and neighboring communities.

The budget includes \$332.8 million for Preparedness, providing strong support for the Department's firefighting activities to maintain the program's high initial attack success rate.

**Fixed Costs**—Fixed costs of \$2.0 million are fully funded.

### Natural Resource Damage Assessment and Restoration

**Mission**—The mission of the Natural Resource Damage Assessment and Restoration program is to restore natural resources injured as a result of oil spills or hazardous substance releases into the environment. Damage assessments, conducted in partnership with other affected State, Tribal, and Federal co-trustees, provide the basis for determining the restoration needs that address impairment of, and loss of, these resources and the services provided to the public.

**Budget Overview**—The 2020 request for NRDAR is \$4.6 million. The budget includes funding for ongoing damage assessments and restoration activities. NRDAR estimates the budget will support staffing of 11 full-time equivalents in 2020.

The NRDAR Fund supports natural resource damage assessment, restoration planning, and implementation at hundreds of sites nationwide in part-

nership with Federal, State, and Tribal co-trustees. In 2020, \$612.0 million is anticipated to flow into the Fund from receipts recovered through settled damage assessment cases, advanced cooperative assessment funds, and earned interest. By statute, receipts such as these can only be used by trustees to restore lands and resources or to reimburse for past assessment costs.

The budget request includes \$1.5 million for Damage Assessments. The requested funding, along with assessment funds recovered from previously settled cases, will support new damage assessment cases and defray the costs of ongoing assessments. The request for Restoration Support is \$1.9 million. The budget also includes \$200,000 for Inland Oil Spill Preparedness for planning and training Interior staff to support Federal responses to inland oil spills, focusing on local and regional contingency plans. The budget includes \$1.0 million for Program Management in 2020.

In 2020, receipts and discretionary appropriations will enable the NRDAR program to prioritize restoration of lands and resources. This restoration includes work in the Gulf of Mexico, where Interior is working with States and other Federal agencies to develop and implement restoration actions related to the Deepwater Horizon oil spill.

**Fixed Costs**—Fixed costs are fully funded.

### **Working Capital Fund**

**Mission**—The Department's Working Capital Fund provides centralized services and systems to Interior bureaus and offices and to other customers.

**Budget Overview**—The budget includes \$69.3 million for the appropriated portion of the Department's Working Capital Fund.

*Maintaining Financial and Business Operations*—The 2020 budget includes \$46.8 million for the operation and maintenance of the Financial and Business Management System. The request includes funding required for steady-state operations and main-

tenance of the Department's integrated financial system of record.

*Strengthening Interior's Cybersecurity Posture*—The 2020 budget includes \$10.0 million to continue the Department's remediation of its cybersecurity systems and processes. The Department is focused on its capability to quickly address significant cybersecurity requirements. The request supports Department of Homeland Security Continuous Diagnostics and Mitigation investments to identify, isolate, and quantify cyber threats. In 2020, Interior will sustain activities that identify and manage hardware and software assets and security configuration settings, protect trusted internet connections at gateways, and introduce measures to prevent malware and phishing attacks through email.

*Modernizing Federal Payroll*—The 2020 budget proposes \$12.5 million to support implementation planning and transition activities for the government-wide payroll and Work Schedule and Leave Management modernization initiative entitled NewPay. NewPay will use cloud-based technology leveraged at the scale of the Federal Government, enabling agencies to focus resources on core mission priorities, significantly improve security posture (cybersecurity), increase user experience and service, and better manage resources.

**Non-Appropriated Working Capital Fund**—Estimated collections for 2020 total \$198.1 million for centralized billing and \$351.6 million for direct-billed activities.

**Fixed Costs**—There are no fixed costs associated with the Working Capital Fund.

### **Interior Franchise Fund**

**Mission**—The Interior Franchise Fund provides business support services to Federal agencies on a competitive basis at customer discretion.

**Budget Overview**—The Government Management Reform Act of 1994 authorized creation of six executive agency pilot franchise funds. The Director of the Office of Management and Budget

approved the Department of the Interior's application for a pilot program in May 1996, and the Interior Franchise Fund was established in the 1997 Interior and Related Agencies Appropriations Act. The 2008 Consolidated Appropriations Act provid-

ed permanent franchise fund authority. Interior Franchise Fund activities, such as acquisition and financial services, are executed for a variety of Federal agency customers on a reimbursable basis.

**SUMMARY OF BUREAU APPROPRIATIONS**  
(all dollar amounts in thousands)

*Comparison of 2020 Request with 2019 CR*

	2019 CR		2020 Request		Change	
	FTE	Amount	FTE	Amount	FTE	Amount
<b>Current</b>						
Wildland Fire Management.....	23	948,087	24	919,908	+1	-28,179
Central Hazardous Materials Fund.....	4	10,010	4	2,000	0	-8,010
Natural Resource Damage Assessment Fund.....	16	7,767	11	4,600	-5	-3,167
Working Capital Fund.....	91	62,370	90	69,284	-1	+6,914
Payments in Lieu of Taxes.....	2	500,000	2	465,000	0	-35,000
Office of Natural Resources Revenue.....	622	137,757	622	147,330	0	+9,573
Subtotal, Current .....	758	1,665,991	753	1,608,122	-5	-57,869
<b>Permanent and Other</b>						
Natural Resources Damage Assessment and Restoration Fund .....	0	612,000	0	612,000	0	0
Subtotal, Permanent .....	0	612,000	0	612,000	0	0
<b>Allocation and Reimbursable</b>						
Office of Natural Resources Revenue.....	5	0	5	0	0	0
Working Capital Fund.....	1,283	0	1,283	0	0	0
Interior Franchise Fund.....	180	0	180	0	0	0
Subtotal, Allocation and Reimbursable.....	1,468	0	1,468	0	0	0
<b>TOTAL, DEPARTMENT-WIDE PROGRAMS .....</b>	<b>2,226</b>	<b>2,277,991</b>	<b>2,221</b>	<b>2,220,122</b>	<b>-5</b>	<b>-57,869</b>

**HIGHLIGHTS OF BUDGET CHANGES**  
*By Appropriation Activity/Subactivity*

**APPROPRIATION: Payments in Lieu of Taxes**

	2018 Actual	2019 CR	2020 Request	Change
TOTAL APPROPRIATION .....	553,155	500,000	465,000	-35,000

*Detail of Budget Changes*

	2020 Change from 2019 CR
TOTAL APPROPRIATION .....	-35,000
PILT Payments.....	-35,000

**APPROPRIATION: Office of Natural Resources Revenue**

	2018 Actual	2019 CR	2020 Request	Change
TOTAL APPROPRIATION .....	137,757	137,757	147,330	+9,573

*Detail of Budget Changes*

	2020 Change from 2019 CR
TOTAL APPROPRIATION .....	+9,573
Audit and Compliance Activities.....	+961
Minerals Revenue Management Support	
System Modernization .....	+8,891
Fixed Costs .....	-279

**APPROPRIATION: Central Hazardous Materials Fund**

	2018 Actual	2019 CR	2020 Request	Change
TOTAL APPROPRIATION .....	10,010	10,010	2,000	-8,010

*Detail of Budget Changes*

	2020 Change from 2019 CR
TOTAL APPROPRIATION .....	-8,010
Transition to Use of Recovered Funds.....	-8,006
Fixed Costs .....	-4

**APPROPRIATION: Wildland Fire Management**

	2018 Actual	2019 CR	2020 Request	Change
Preparedness.....	332,784	332,784	332,784	0
Suppression Operations.....	389,406	389,406	383,657	-5,749
Fuels Management.....	184,000	184,000	194,000	+10,000
Other Operations				
Burned Area Rehabilitation .....	20,470	20,470	9,467	-11,003
Fire Facilities .....	18,427	18,427	0	-18,427
Joint Fire Science.....	3,000	3,000	0	-3,000
Subtotal, Other Operations .....	41,897	41,897	9,467	-32,430
TOTAL APPROPRIATION (w/o supplemental) .	948,087	948,087	919,908	-28,179
Supplemental .....	50,000	0	0	0
TOTAL APPROPRIATION (w/ supplemental)...	998,087	948,087	919,908	-28,179
Cap Adjustment .....	[0]	[0]	[300,000]	[+300,000]

*Detail of Budget Changes*

	2020 Change from 2019 CR
TOTAL APPROPRIATION .....	-28,179
Preparedness.....	0
Preparedness Capacity .....	-1,539
Fixed Costs .....	+1,539
Suppression Operations.....	-5,749
Maintain 10-Year Suppression Average at FY 2015 Level .....	-5,749
Fuels Management.....	+10,000
Fuels Treatment Capacity .....	+9,495
Fixed Costs .....	+505
Other Operations.....	-32,430
Burned Area Rehabilitation .....	-11,003
Fire Facilities .....	-18,427
Joint Fire Science.....	-3,000
Subtotals for Changes Across Multiple Subactivities	
Fixed Costs .....	[+2,044]

**APPROPRIATION: Natural Resource Damage Assessment and Restoration Fund**

	2018 Actual	2019 CR	2020 Request	Change
Damage Assessments .....	2,000	2,000	1,500	-500
Restoration Support.....	2,575	2,575	1,900	-675
Inland Oil Spill Preparedness.....	1,000	1,000	200	-800
Program Management.....	2,192	2,192	1,000	-1,192
<b>TOTAL APPROPRIATION .....</b>	<b>7,767</b>	<b>7,767</b>	<b>4,600</b>	<b>-3,167</b>

*Detail of Budget Changes*

	2020 Change from 2019 CR
<b>TOTAL APPROPRIATION .....</b>	<b>-3,167</b>
Damage Assessments .....	-500
Restoration Support.....	-675
Restoration Support Activities .....	-658
Fixed Costs .....	-17
Inland Oil Spill Preparedness.....	-800
Program Management.....	-1,192
Program Management Activities .....	-1,175
Fixed Costs .....	-17
Subtotals for Changes Across Multiple Subactivities	
Fixed Costs .....	[-34]

**APPROPRIATION: Working Capital Fund**

	2018 Actual	2019 CR	2020 Request	Change
<b>TOTAL APPROPRIATION .....</b>	<b>62,370</b>	<b>62,370</b>	<b>69,284</b>	<b>+6,914</b>

*Detail of Budget Changes*

	2020 Change from 2019 CR
<b>TOTAL APPROPRIATION .....</b>	<b>+6,914</b>
Financial and Business Management System.....	-2,392
NewPay Initiative.....	+12,500
Office Consolidations .....	-1,198
Service First.....	-998
Cultural and Scientific Collections .....	-998





# APPENDICES





## COMPARISON OF 2018, 2019, AND 2020 BUDGET AUTHORITY

(in thousands of dollars)

Appropriation Bureau/Account	2018 Actual	2019 CR	2020 Request	Change
<b>INTERIOR, ENVIRONMENT, AND RELATED AGENCIES</b>				
<b>BUREAU OF LAND MANAGEMENT</b>				
<i>Current Appropriations</i>				
Management of Lands and Resources	1,183,043	1,183,043	1,075,734	-107,309
Land Acquisition.....	24,916	24,916	0	-24,916
Cancellations .....	0	0	-10,000	-10,000
Account total.....	24,916	24,916	-10,000	-34,916
Oregon and California Grant Lands .....	106,985	106,985	106,985	0
Range Improvements .....	10,000	10,000	10,000	0
Sequestration reduction.....	-660	-620	0	+620
Account total.....	9,340	9,380	10,000	+620
Service Charges, Deposits, and Forfeitures.....	31,198	25,850	27,470	+1,620
Service Charges, Deposits, and Forfeitures Offset.....	-31,198	-25,850	-27,470	-1,620
Miscellaneous Trust Funds.....	21,204	24,000	19,890	-4,110
Subtotal, current appropriations.....	1,345,488	1,348,324	1,202,609	-145,715
Budget authority .....	[1,346,148]	[1,348,944]	[1,212,609]	[-136,335]
Sequestration reduction .....	[-660]	[-620]	[0]	[+620]
Cancellations .....	[0]	[0]	[-10,000]	[-10,000]
<i>Permanent Appropriations</i>				
Miscellaneous Permanent Payment Accounts.....	51,428	49,659	42,698	-6,961
Sequestration reduction.....	-1,165	-1,090	0	+1,090
Previously unavailable BA .....	+1,478	+69	+67	-2
Account total.....	51,741	48,638	42,765	-5,873
Permanent Operating Funds .....	253,101	183,405	145,737	-37,668
Sequestration reduction.....	-14,869	-11,128	0	+11,128
Previously unavailable BA .....	+8,377	+14,869	+11,128	-3,741
Account total.....	246,609	187,146	156,865	-30,281
Abandoned Well Remediation Fund.....	0	4,000	0	-4,000
Sequestration reduction .....	0	-248	0	+248
Account total.....	0	3,752	0	-3,752
Miscellaneous Trust Funds.....	2,058	1,650	1,650	0
Subtotal, permanent appropriations .....	300,408	241,186	201,280	-39,906

APPENDIX A

COMPARISON OF 2018, 2019, AND 2020 BUDGET AUTHORITY  
(in thousands of dollars)

Appropriation Bureau/Account	2018 Actual	2019 CR	2020 Request	Change
<b>BLM (continued)</b>				
<b>Total, Bureau of Land Management.....</b>	<b>1,652,735</b>	<b>1,587,658</b>	<b>1,402,694</b>	<b>-184,964</b>
Sequestration reduction.....	-16,694	-13,086	0	+13,086
Previously unavailable BA.....	+9,855	+14,938	+11,195	-3,743
Cancellations.....	0	0	-10,000	-10,000
<b>Total, Bureau of Land Management.....</b>	<b>1,645,896</b>	<b>1,589,510</b>	<b>1,403,889</b>	<b>-185,621</b>
Budget authority.....	[1,652,735]	[1,587,658]	[1,402,694]	[-184,964]
Sequestration reduction.....	[-16,694]	[-13,086]	[0]	[+13,086]
Previously unavailable BA.....	[+9,855]	[+14,938]	[+11,195]	[-3,743]
Cancellations.....	[0]	[0]	[-10,000]	[-10,000]
<b>BUREAU OF OCEAN ENERGY MANAGEMENT</b>				
<i>Current Appropriations</i>				
Ocean Energy Management.....	119,346	121,184	136,929	+15,745
<b>Total, Bureau of Ocean Energy Management.....</b>	<b>119,346</b>	<b>121,184</b>	<b>136,929</b>	<b>+15,745</b>
Budget authority.....	[119,346]	[121,184]	[136,929]	[+15,745]
<b>BUREAU OF SAFETY AND ENVIRONMENTAL ENFORCEMENT</b>				
<i>Current Appropriations</i>				
Offshore Safety and Environmental Enforcement.....	115,590	118,522	122,212	+3,690
Cancellations.....	0	0	-5,000	-5,000
Account total.....	115,590	118,522	117,212	-1,310
Oil Spill Research.....	14,899	14,899	12,700	-2,199
Subtotal, current appropriations.....	130,489	133,421	129,912	-3,509
<b>Total, Bureau of Safety and Environmental Enforcement...</b>	<b>130,489</b>	<b>133,421</b>	<b>134,912</b>	<b>+1,491</b>
Cancellations.....	0	0	-5,000	-5,000
<b>Total, Bureau of Safety and Environmental Enforcement...</b>	<b>130,489</b>	<b>133,421</b>	<b>129,912</b>	<b>-3,509</b>
Budget authority.....	[130,489]	[133,421]	[134,912]	[+1,491]
Cancellations.....	[0]	[0]	[-5,000]	[-5,000]
<b>OFFICE OF SURFACE MINING RECLAMATION AND ENFORCEMENT</b>				
<i>Current Appropriations</i>				
Regulation and Technology.....	115,844	115,804	96,960	-18,844
Abandoned Mine Reclamation Fund.....	139,672	139,672	24,713	-114,959
Subtotal, current appropriations.....	255,516	255,476	121,673	-133,803
Budget authority.....	[255,516]	[255,476]	[121,673]	[-133,803]

**COMPARISON OF 2018, 2019, AND 2020 BUDGET AUTHORITY**  
(in thousands of dollars)

Appropriation Bureau/Account	2018 Actual	2019 CR	2020 Request	Change
<b>OSMRE (continued)</b>				
<i>Permanent Appropriations</i>				
Abandoned Mine Reclamation Fund .....	254,021	255,070	201,198	-53,872
Sequestration reduction .....	-13,712	-12,447	0	+12,447
Account total.....	240,309	242,623	201,198	-41,425
Payments to States in Lieu of Coal Fee Receipts .....	114,216	109,802	47,300	-62,502
Sequestration reduction .....	-7,538	-6,808	0	+6,808
Account total.....	106,678	102,994	47,300	-55,694
Supplemental Payments to UMWA Health Plans .....	285,202	225,076	263,942	+38,866
Subtotal, permanent appropriations .....	632,189	570,693	512,440	-58,253
<b>Total, Office of Surface Mining Reclamation and Enforcement.....</b>	<b>908,955</b>	<b>845,424</b>	<b>634,113</b>	<b>-211,311</b>
Sequestration reduction .....	-21,250	-19,255	0	+19,255
<b>Total, Office of Surface Mining Reclamation and Enforcement.....</b>	<b>887,705</b>	<b>826,169</b>	<b>634,113</b>	<b>-192,056</b>
Budget authority .....	[908,955]	[845,424]	[634,113]	[-211,311]
Sequestration reduction .....	[-21,250]	[-19,255]	[0]	[+19,255]
<b>U.S. GEOLOGICAL SURVEY</b>				
<i>Current Appropriations</i>				
Surveys, Investigations, and Research .....	1,148,457	1,148,457	983,467	-164,990
Supplemental.....	+42,246	0	0	0
Account total.....	1,190,703	1,148,457	983,467	-164,990
Budget authority .....	[1,148,457]	[1,148,457]	[983,467]	[-164,990]
Supplemental.....	[+42,246]	[0]	[0]	[0]
<i>Permanent Appropriations</i>				
Surveys, Investigations, and Research .....	53	55	57	+2
Contributed Funds.....	935	862	819	-43
Subtotal, permanent appropriations .....	988	917	876	-41
<b>Total, U.S. Geological Survey.....</b>	<b>1,149,445</b>	<b>1,149,374</b>	<b>984,343</b>	<b>-165,031</b>
Supplemental.....	+42,246	0	0	0
<b>Total, U.S. Geological Survey.....</b>	<b>1,191,691</b>	<b>1,149,374</b>	<b>984,343</b>	<b>-165,031</b>
Budget authority .....	[1,149,445]	[1,149,374]	[984,343]	[-165,031]
Supplemental.....	[+42,246]	[0]	[0]	[0]
<b>FISH AND WILDLIFE SERVICE</b>				
<i>Current Appropriations</i>				
Resource Management .....	1,279,002	1,279,002	1,257,161	-21,841

**APPENDIX A**

**COMPARISON OF 2018, 2019, AND 2020 BUDGET AUTHORITY**  
(in thousands of dollars)

<b>Appropriation Bureau/Account</b>	<b>2018 Actual</b>	<b>2019 CR</b>	<b>2020 Request</b>	<b>Change</b>
<i>FWS (continued)</i>				
Construction .....	66,540	66,540	15,693	-50,847
Supplemental.....	+210,629	0	0	0
Account total.....	277,169	66,540	15,693	-50,847
Land Acquisition.....	63,839	63,839	9,864	-53,975
Cancellations .....	0	0	-5,324	-5,324
Account total.....	63,839	63,839	4,540	-59,299
National Wildlife Refuge Fund.....	13,228	13,228	0	-13,228
Cooperative Endangered Species Conservation Fund .....	53,495	53,495	0	-53,495
Cancellations .....	0	0	-31,008	-31,008
Account total.....	53,495	53,495	-31,008	-84,503
North American Wetlands Conservation Fund.....	40,000	40,000	40,000	0
Multinational Species Conservation Fund .....	11,061	11,061	6,000	-5,061
Neotropical Migratory Bird Conservation .....	3,910	3,910	3,900	-10
State Wildlife Grants.....	63,571	63,571	31,286	-32,285
Subtotal, current appropriations.....	1,805,275	1,594,646	1,327,572	-267,074
Budget authority .....	[1,594,646]	[1,594,646]	[1,363,904]	[-230,742]
Supplemental.....	[+210,629]	[0]	[0]	[0]
Cancellations .....	[0]	[0]	[-36,332]	[-36,332]
<i>Permanent Appropriations</i>				
National Wildlife Refuge Fund.....	9,522	8,000	8,000	0
Sequestration reduction.....	-629	-496	0	+496
Previously unavailable BA .....	+522	+629	+496	-133
Account total.....	9,415	8,133	8,496	+363
Federal Aid in Wildlife Restoration.....	829,096	719,207	789,000	+69,793
Sequestration reduction.....	-54,721	-44,591	0	+44,591
Previously unavailable BA .....	+54,714	+54,721	+44,591	-10,130
Account total.....	829,089	729,337	833,591	+104,254
Sport Fish Restoration .....	631,921	649,358	646,998	-2,360
Sequestration reduction.....	-28,916	-27,913	0	+27,913
Previously unavailable BA .....	+30,032	+28,916	+27,913	-1,003
Other transfers.....	-193,808	-199,156	-198,490	+666
Account total.....	439,229	451,205	476,421	+25,216
Cooperative Endangered Species Conservation Fund .....	74,695	69,654	71,550	+1,896
North American Wetlands Conservation Fund.....	12,308	16,299	700	-15,599
Sequestration reduction.....	-812	-1,011	0	+1,011
Account total.....	11,496	15,288	700	-14,588

**COMPARISON OF 2018, 2019, AND 2020 BUDGET AUTHORITY**  
(in thousands of dollars)

Appropriation Bureau/Account	2018 Actual	2019 CR	2020 Request	Change
<b>FWS (continued)</b>				
Migratory Bird Conservation Account .....	80,925	75,000	75,000	0
Sequestration reduction .....	-5,341	-4,650	0	+4,650
Previously unavailable BA .....	+5,746	+5,341	+4,650	-691
Account total.....	81,330	75,691	79,650	+3,959
Recreation Enhancement Fee Program, FWS.....	7,502	5,100	5,100	0
Sequestration reduction .....	-66	-62	0	+62
Previously unavailable BA .....	+69	+66	+62	-4
Account total.....	7,505	5,104	5,162	+58
Miscellaneous Permanent Appropriations.....	3,862	4,125	4,200	+75
Contributed Funds.....	3,966	5,000	5,000	0
Subtotal, permanent appropriations .....	1,460,587	1,363,537	1,484,770	+121,233
<b>Total, Fish and Wildlife Service.....</b>	<b>3,248,443</b>	<b>3,146,389</b>	<b>2,969,452</b>	<b>-176,937</b>
Sequestration reduction .....	-90,485	-78,723	0	+78,723
Supplemental.....	+210,629	0	0	0
Previously unavailable BA .....	+91,083	+89,673	+77,712	-11,961
Cancellations .....	0	0	-36,332	-36,332
Other transfers.....	-193,808	-199,156	-198,490	+666
<b>Total, Fish and Wildlife Service.....</b>	<b>3,265,862</b>	<b>2,958,183</b>	<b>2,812,342</b>	<b>-145,841</b>
Budget authority .....	[3,248,443]	[3,146,389]	[2,969,452]	[-176,937]
Sequestration reduction .....	[-90,485]	[-78,723]	[0]	[+78,723]
Supplemental.....	[+210,629]	[0]	[0]	[0]
Previously unavailable BA .....	[+91,083]	[+89,673]	[+77,712]	[-11,961]
Cancellations .....	[0]	[0]	[-36,332]	[-36,332]
Other transfers.....	[-193,808]	[-199,156]	[-198,490]	[+666]
<b>NATIONAL PARK SERVICE</b>				
<i>Current Appropriations</i>				
Operation of the National Park System .....	2,477,969	2,477,969	2,425,517	-52,452
Other transfers.....	+102	0	0	0
Account total.....	2,478,071	2,477,969	2,425,517	-52,452
Centennial Challenge .....	23,000	23,000	0	-23,000
National Recreation and Preservation .....	63,638	63,638	32,337	-31,301
Historic Preservation Fund.....	96,910	96,910	32,672	-64,238
Supplemental.....	+50,000	0	0	0
Account total.....	146,910	96,910	32,672	-64,238
Construction (and Major Maintenance).....	359,704	359,704	246,333	-113,371
Supplemental.....	+207,600	0	0	0
Account total.....	567,304	359,704	246,333	-113,371

APPENDIX A

COMPARISON OF 2018, 2019, AND 2020 BUDGET AUTHORITY  
(in thousands of dollars)

Appropriation Bureau/Account	2018 Actual	2019 CR	2020 Request	Change
<i>NPS (continued)</i>				
Land Acquisition and State Assistance .....	180,941	180,941	14,828	-166,113
Cancellations .....	0	0	-10,000	-10,000
Account total.....	180,941	180,941	4,828	-176,113
Subtotal, current appropriations.....	3,459,864	3,202,162	2,741,687	-460,475
Budget authority .....	[3,202,162]	[3,202,162]	[2,751,687]	[-450,475]
Supplemental.....	[+257,600]	[0]	[0]	[0]
Cancellations .....	[0]	[0]	[-10,000]	[-10,000]
Other transfers.....	[+102]	[0]	[0]	[0]
<i>Permanent Appropriations</i>				
Construction (and Major Maintenance).....	20,000	30,000	0	-30,000
Sequestration reduction .....	-1,320	-1,860	0	+1,860
Account total.....	18,680	28,140	0	-28,140
Land Acquisition and State Assistance .....	66,983	76,358	113,122	+36,764
Sequestration reduction .....	-4,421	-4,734	0	+4,734
Account total.....	62,562	71,624	113,122	+41,498
Visitor Experience Improvements Fund.....	0	0	0	0
Sequestration reduction .....	0	-1,240	0	+1,240
Previously unavailable BA .....	0	0	+1,240	+1,240
Other transfers.....	0	+20,000	+20,000	0
Account total.....	0	18,760	21,240	+2,480
Recreation Fee Permanent Appropriations .....	331,813	339,109	339,829	+720
Sequestration reduction .....	-2,377	-2,233	0	+2,233
Previously unavailable BA .....	+2,451	+2,377	+2,233	-144
Account total.....	331,887	339,253	342,062	+2,809
Land and Water Conservation Fund Contract Authority .....	30,000	30,000	0	-30,000
Sequestration reduction .....	-1,980	-1,860	0	+1,860
Account total.....	28,020	28,140	0	-28,140
Other Permanent Appropriations.....	216,579	219,947	224,505	+4,558
Sequestration reduction .....	-528	-496	0	+496
Previously unavailable BA .....	+537	+528	+496	-32
Other transfers.....	0	-20,000	-20,000	0
Account total.....	216,588	199,979	205,001	+5,022
Miscellaneous Trust Funds.....	47,126	82,003	52,003	-30,000
Subtotal, permanent appropriations .....	704,863	767,899	733,428	-34,471
<b>Total, National Park Service .....</b>	<b>3,914,663</b>	<b>3,979,579</b>	<b>3,481,146</b>	<b>-498,433</b>
Sequestration reduction .....	-10,626	-12,423	0	+12,423
Supplemental.....	+257,600	0	0	0



**COMPARISON OF 2018, 2019, AND 2020 BUDGET AUTHORITY**  
(in thousands of dollars)

Appropriation Bureau/Account	2018 Actual	2019 CR	2020 Request	Change
<i>NPS (continued)</i>				
Previously unavailable BA .....	+2,988	+2,905	+3,969	+1,064
Cancellations .....	0	0	-10,000	-10,000
Other transfers.....	+102	0	0	0
<b>Total, National Park Service .....</b>	<b>4,164,727</b>	<b>3,970,061</b>	<b>3,475,115</b>	<b>-494,946</b>
Budget authority .....	[3,914,663]	[3,979,579]	[3,481,146]	[-498,433]
Sequestration reduction .....	[-10,626]	[-12,423]	[0]	[+12,423]
Supplemental.....	[+257,600]	[0]	[0]	[0]
Previously unavailable BA .....	[+2,988]	[+2,905]	[+3,969]	[+1,064]
Cancellations .....	[0]	[0]	[-10,000]	[-10,000]
Other transfers.....	[+102]	[0]	[0]	[0]
<b>BUREAU OF INDIAN AFFAIRS</b>				
<i>Current Appropriations</i>				
Operation of Indian Programs .....	2,411,200	2,411,200	1,462,310	-948,890
Rescissions .....	-8,000	-8,000	0	+8,000
Account total.....	2,403,200	2,403,200	1,462,310	-940,890
Contract Support Costs .....	262,093	294,200	285,857	-8,343
Construction .....	354,113	354,113	58,482	-295,631
Indian Land and Water Claim Settlements and Miscellaneous Payments to Indians.....	55,457	55,457	45,644	-9,813
Indian Guaranteed Loan Program Account.....	9,272	9,272	909	-8,363
Subtotal, current appropriations.....	3,084,135	3,116,242	1,853,202	-1,263,040
Budget authority .....	[3,092,135]	[3,124,242]	[1,853,202]	[-1,271,040]
Rescissions .....	[-8,000]	[-8,000]	[0]	[+8,000]
<i>Permanent Appropriations</i>				
Indian Guaranteed Loan Program Account.....	8,957	17,000	17,000	0
White Earth Settlement Fund .....	690	3,000	3,000	0
Miscellaneous Permanent Appropriations.....	109,528	113,030	115,581	+2,551
Sequestration reduction .....	-1,010	-1,123	0	+1,123
Previously unavailable BA .....	+780	+746	+701	-45
Account total.....	109,298	112,653	116,282	+3,629
Operation and Maintenance of Quarters.....	5,980	5,444	5,444	0
Sequestration reduction .....	-198	-186	0	+186
Previously unavailable BA .....	+276	+198	+186	-12
Account total.....	6,058	5,456	5,630	+174
Gifts and Donations, Bureau of Indian Affairs .....	2,126	100	100	0
Subtotal, permanent appropriations .....	127,129	138,209	142,012	+3,803

**APPENDIX A**

**COMPARISON OF 2018, 2019, AND 2020 BUDGET AUTHORITY**  
(in thousands of dollars)

Appropriation Bureau/Account	2018 Actual	2019 CR	2020 Request	Change
<i>BIA (continued)</i>				
<b>Total, Bureau of Indian Affairs.....</b>	<b>3,219,416</b>	<b>3,262,816</b>	<b>1,994,327</b>	<b>-1,268,489</b>
Sequestration reduction .....	-1,208	-1,309	0	+1,309
Previously unavailable BA .....	+1,056	+944	+887	-57
Rescissions .....	-8,000	-8,000	0	+8,000
<b>Total, Bureau of Indian Affairs.....</b>	<b>3,211,264</b>	<b>3,254,451</b>	<b>1,995,214</b>	<b>-1,259,237</b>
Budget authority .....	[3,219,416]	[3,262,816]	[1,994,327]	[-1,268,489]
Sequestration reduction.....	[-1,208]	[-1,309]	[0]	[+1,309]
Previously unavailable BA .....	[+1,056]	[+944]	[+887]	[-57]
Rescissions .....	[-8,000]	[-8,000]	[0]	[+8,000]
<b>BUREAU OF INDIAN EDUCATION</b>				
<i>Current Appropriations</i>				
Operation of Indian Education Programs .....	0	0	867,416	+867,416
Education Construction .....	0	0	68,858	+68,858
Subtotal, current appropriations.....	0	0	936,274	+936,274
<b>Total, Bureau of Indian Education .....</b>	<b>0</b>	<b>0</b>	<b>936,274</b>	<b>+936,274</b>
Budget authority .....	[0]	[0]	[936,274]	[+936,274]
<b>DEPARTMENTAL OFFICES</b>				
<b>OFFICE OF THE SECRETARY</b>				
<i>Current Appropriations</i>				
Office of the Secretary - Salaries and Expenses .....	124,182	124,182	129,422	+5,240
Budget authority .....	[124,182]	[124,182]	[129,422]	[+5,240]
<i>Permanent Appropriations</i>				
Office of the Secretary - Salaries and Expenses .....	66	45	45	0
Public Lands Infrastructure Fund.....	0	0	1,300,000	+1,300,000
Mineral Leasing and Associated Payments.....	1,527,609	3,501,485	2,818,160	-683,325
Sequestration reduction .....	-100,823	-217,092	0	+217,092
Previously unavailable BA .....	+97,995	+100,822	+217,092	+116,270
Account total.....	1,524,781	3,385,215	3,035,252	-349,963
National Forest Fund, Payments to States.....	5,871	12,630	9,931	-2,699
Sequestration reduction .....	-387	-783	0	+783
Account total.....	5,484	11,847	9,931	-1,916
Leases of Lands Acquired for Flood Control, Navigation, and Allied Purposes.....	26,684	58,525	41,421	-17,104
Sequestration reduction .....	-1,761	-3,629	0	+3,629
Account total.....	24,923	54,896	41,421	-13,475

**COMPARISON OF 2018, 2019, AND 2020 BUDGET AUTHORITY**  
(in thousands of dollars)

Appropriation Bureau/Account	2018 Actual	2019 CR	2020 Request	Change
<i>OS (continued)</i>				
National Petroleum Reserve, Alaska.....	27,284	20,290	20,336	+46
Sequestration reduction.....	-1,800	-1,258	0	+1,258
Account total.....	25,484	19,032	20,336	+1,304
Geothermal Lease Revenues, Payments to Counties.....	3,640	3,761	0	-3,761
Sequestration reduction.....	-240	-233	0	+233
Previously unavailable BA.....	+241	+240	0	-240
Account total.....	3,641	3,768	0	-3,768
State Share from Certain Gulf of Mexico Leases.....	201,273	229,146	339,366	+110,220
Sequestration reduction.....	-13,284	-14,207	0	+14,207
Account total.....	187,989	214,939	339,366	+124,427
Subtotal, permanent appropriations.....	1,772,368	3,689,742	4,746,351	+1,056,609
<b>Total, Office of the Secretary.....</b>	<b>1,916,609</b>	<b>3,950,064</b>	<b>4,658,681</b>	<b>+708,617</b>
Sequestration reduction.....	-118,295	-237,202	0	+237,202
Previously unavailable BA.....	+98,236	+101,062	+217,092	+116,030
<b>Total, Office of the Secretary.....</b>	<b>1,896,550</b>	<b>3,813,924</b>	<b>4,875,773</b>	<b>+1,061,849</b>
Budget authority.....	[1,916,609]	[3,950,064]	[4,658,681]	[+708,617]
Sequestration reduction.....	[-118,295]	[-237,202]	[0]	[+237,202]
Previously unavailable BA.....	[+98,236]	[+101,062]	[+217,092]	[+116,030]
<b>INSULAR AFFAIRS</b>				
<i>Current Appropriations</i>				
Assistance to Territories.....	96,870	96,870	80,967	-15,903
Supplemental.....	+3,000	0	0	0
Account total.....	99,870	96,870	80,967	-15,903
Compact of Free Association.....	127,187	3,363	3,109	-254
Subtotal, current appropriations.....	227,057	100,233	84,076	-16,157
Budget authority.....	[224,057]	[100,233]	[84,076]	[-16,157]
Supplemental.....	[+3,000]	[0]	[0]	[0]
<i>Permanent Appropriations</i>				
Assistance to American Samoa Direct Loan Financing Account.....	-318	0	0	0
Compact of Free Association.....	218,808	221,523	224,643	+3,120
Payments to the United States Territories, Fiscal Assistance..	331,073	302,000	302,000	0
Subtotal, permanent appropriations.....	549,563	523,523	526,643	+3,120
<b>Total, Insular Affairs.....</b>	<b>773,620</b>	<b>623,756</b>	<b>610,719</b>	<b>-13,037</b>
Supplemental.....	+3,000	0	0	0
<b>Total, Insular Affairs.....</b>	<b>776,620</b>	<b>623,756</b>	<b>610,719</b>	<b>-13,037</b>

**APPENDIX A**

**COMPARISON OF 2018, 2019, AND 2020 BUDGET AUTHORITY**  
(in thousands of dollars)

Appropriation Bureau/Account	2018 Actual	2019 CR	2020 Request	Change
<b>INSULAR AFFAIRS (continued)</b>				
Budget authority .....	[773,620]	[623,756]	[610,719]	[-13,037]
Supplemental.....	[+3,000]	[0]	[0]	[0]
<b>OFFICE OF THE SOLICITOR</b>				
<i>Current Appropriations</i>				
Office of the Solicitor - Salaries and Expenses .....	66,675	66,675	66,816	+141
<b>Total, Office of the Solicitor.....</b>	<b>66,675</b>	<b>66,675</b>	<b>66,816</b>	<b>+141</b>
Budget authority .....	[66,675]	[66,675]	[66,816]	[+141]
<b>OFFICE OF INSPECTOR GENERAL</b>				
<i>Current Appropriations</i>				
Office of Inspector General - Salaries and Expenses.....	51,023	51,023	52,486	+1,463
Mandated transfers.....	+200	0	0	0
Supplemental.....	+2,500	0	0	0
Account total.....	53,723	51,023	52,486	+1,463
<b>Total, Office of Inspector General.....</b>	<b>51,023</b>	<b>51,023</b>	<b>52,486</b>	<b>+1,463</b>
Mandated transfers.....	+200	0	0	0
Supplemental.....	+2,500	0	0	0
<b>Total, Office of Inspector General.....</b>	<b>53,723</b>	<b>51,023</b>	<b>52,486</b>	<b>+1,463</b>
Budget authority .....	[51,023]	[51,023]	[52,486]	[+1,463]
Mandated transfers.....	[+200]	[0]	[0]	[0]
Supplemental.....	[+2,500]	[0]	[0]	[0]
<b>OFFICE OF THE SPECIAL TRUSTEE FOR AMERICAN INDIANS</b>				
<i>Current Appropriations</i>				
Federal Trust Programs.....	119,400	119,400	105,143	-14,257
Budget authority .....	[119,400]	[119,400]	[105,143]	[-14,257]
<i>Permanent Appropriations</i>				
Tribal Special Fund .....	45,208	103,000	107,000	+4,000
Tribal Trust Fund .....	53,924	39,000	40,000	+1,000
Subtotal, permanent appropriations .....	99,132	142,000	147,000	+5,000
<b>Total, Office of the Special Trustee for American Indians...</b>	<b>218,532</b>	<b>261,400</b>	<b>252,143</b>	<b>-9,257</b>
Budget authority .....	[218,532]	[261,400]	[252,143]	[-9,257]

**COMPARISON OF 2018, 2019, AND 2020 BUDGET AUTHORITY**  
(in thousands of dollars)

Appropriation Bureau/Account	2018 Actual	2019 CR	2020 Request	Change
<b>DEPARTMENTAL OFFICES SUMMARY</b>				
Subtotal, current appropriations.....	591,037	461,513	437,943	-23,570
Budget authority .....	[585,337]	[461,513]	[437,943]	[-23,570]
Mandated transfers.....	[+200]	[0]	[0]	[0]
Supplemental.....	[+5,500]	[0]	[0]	[0]
Subtotal, permanent appropriations .....	2,421,063	4,355,265	5,419,994	+1,064,729
Budget authority .....	[2,441,122]	[4,491,405]	[5,202,902]	[+711,497]
Sequestration reduction .....	[-118,295]	[-237,202]	[0]	[+237,202]
Previously unavailable BA .....	[+98,236]	[+101,062]	[+217,092]	[+116,030]
<b>Total, Departmental Offices .....</b>	<b>3,012,100</b>	<b>4,816,778</b>	<b>5,857,937</b>	<b>+1,041,159</b>
Budget authority .....	[3,026,459]	[4,952,918]	[5,640,845]	[+687,927]
Sequestration reduction .....	[-118,295]	[-237,202]	[0]	[+237,202]
Mandated transfers.....	[+200]	[0]	[0]	[0]
Supplemental.....	[+5,500]	[0]	[0]	[0]
Previously unavailable BA .....	[+98,236]	[+101,062]	[+217,092]	[+116,030]
<b>NATIONAL INDIAN GAMING COMMISSION</b>				
<i>Permanent Appropriations</i>				
National Indian Gaming Commission, Gaming				
Activity Fees.....	19,397	19,506	22,875	+3,369
Sequestration reduction.....	-1,280	-1,209	0	+1,209
Previously unavailable BA .....	+1,228	+1,280	+1,209	-71
Account total.....	19,345	19,577	24,084	+4,507
Subtotal, permanent appropriations .....	19,345	19,577	24,084	+4,507
<b>Total, National Indian Gaming Commission.....</b>	<b>19,397</b>	<b>19,506</b>	<b>22,875</b>	<b>+3,369</b>
Sequestration reduction .....	-1,280	-1,209	0	+1,209
Previously unavailable BA .....	+1,228	+1,280	+1,209	-71
<b>Total, National Indian Gaming Commission.....</b>	<b>19,345</b>	<b>19,577</b>	<b>24,084</b>	<b>+4,507</b>
Budget authority .....	[19,397]	[19,506]	[22,875]	[+3,369]
Sequestration reduction .....	[-1,280]	[-1,209]	[0]	[+1,209]
Previously unavailable BA .....	[+1,228]	[+1,280]	[+1,209]	[-71]
<b>DEPARTMENT-WIDE PROGRAMS</b>				
<i>Current Appropriations</i>				
Wildland Fire Management.....	948,087	948,087	919,908	-28,179
Supplemental.....	+50,000	0	0	0
Account total.....	998,087	948,087	919,908	-28,179
Cap Adjustment .....	0	0	[300,000]	[+300,000]

**APPENDIX A**

**COMPARISON OF 2018, 2019, AND 2020 BUDGET AUTHORITY**  
(in thousands of dollars)

Appropriation Bureau/Account	2018 Actual	2019 CR	2020 Request	Change
<b>DWP (continued)</b>				
Central Hazardous Materials Fund.....	10,010	10,010	2,000	-8,010
Natural Resource Damage Assessment Fund.....	7,767	7,767	4,600	-3,167
Working Capital Fund.....	62,370	62,370	69,284	+6,914
Payments in Lieu of Taxes.....	553,155	500,000	465,000	-35,000
Office of Natural Resources Revenue.....	137,757	137,757	147,330	+9,573
Subtotal, current appropriations.....	1,769,146	1,665,991	1,608,122	-57,869
Budget authority .....	[1,719,146]	[1,665,991]	[1,608,122]	[-57,869]
Supplemental.....	[+50,000]	[0]	[0]	[0]
<b>Permanent Appropriations</b>				
Natural Resource Damage Assessment Fund.....	325,273	621,109	620,504	-605
Sequestration reduction.....	-387	-496	0	+496
Previously unavailable BA .....	+483	+387	+496	+109
Other transfers.....	-5,485	-9,000	-9,000	0
Account total.....	319,884	612,000	612,000	0
Subtotal, permanent appropriations .....	319,884	612,000	612,000	0
<b>Total, Department-wide Programs .....</b>	<b>2,044,419</b>	<b>2,287,100</b>	<b>2,228,626</b>	<b>-58,474</b>
Sequestration reduction .....	-387	-496	0	+496
Supplemental.....	+50,000	0	0	0
Previously unavailable BA .....	+483	+387	+496	+109
Other transfers.....	-5,485	-9,000	-9,000	0
<b>Total, Department-wide Programs .....</b>	<b>2,089,030</b>	<b>2,277,991</b>	<b>2,220,122</b>	<b>-57,869</b>
Budget authority .....	[2,044,419]	[2,287,100]	[2,228,626]	[-58,474]
Sequestration reduction .....	[-387]	[-496]	[0]	[+496]
Supplemental.....	[+50,000]	[0]	[0]	[0]
Previously unavailable BA .....	[+483]	[+387]	[+496]	[+109]
Other transfers.....	[-5,485]	[-9,000]	[-9,000]	[0]
<b>INTERIOR, ENVIRONMENT, AND RELATED AGENCIES SUMMARY</b>				
<b>Total, Interior, Environment, and Related Agencies.....</b>	<b>19,936,446</b>	<b>21,324,855</b>	<b>20,817,764</b>	<b>-507,091</b>
Other transfers.....	-198,991	-208,156	-207,490	+666
<b>Total, Interior, Environment, and Related Agencies.....</b>	<b>19,737,455</b>	<b>21,116,699</b>	<b>20,610,274</b>	<b>-506,425</b>
<b>Grand total, current authority, regular appropriations .....</b>	<b>[13,193,382]</b>	<b>[13,056,036]</b>	<b>[11,540,722]</b>	<b>[-1,515,314]</b>
Sequestration reduction .....	[-660]	[-620]	[0]	[+620]
Mandated transfers.....	[+200]	[0]	[0]	[0]
Supplemental.....	[+565,975]	[0]	[0]	[0]
Cancellations .....	[0]	[0]	[-61,332]	[-61,332]
Rescissions .....	[-8,000]	[-8,000]	[0]	[+8,000]
Other transfers.....	[+102]	[0]	[0]	[0]

**COMPARISON OF 2018, 2019, AND 2020 BUDGET AUTHORITY**  
(in thousands of dollars)

Appropriation Bureau/Account	2018 Actual	2019 CR	2020 Request	Change
<b>INTERIOR, ENVIRONMENT, AND RELATED AGENCIES</b> <i>(continued)</i>				
Net, current authority (w/ transfers).....	[13,750,999]	[13,047,416]	[11,479,390]	[-1,568,026]
Net, current authority (w/o transfers) .....	[13,750,697]	[13,047,416]	[11,479,390]	[-1,568,026]
<b>Grand total, permanent authority</b> .....	<b>[6,185,749]</b>	<b>[8,277,439]</b>	<b>[9,338,374]</b>	<b>[+1,060,935]</b>
Net transfers .....	[-199,293]	[-208,156]	[-207,490]	[+666]
<b>Net, permanent authority</b> .....	<b>[5,986,456]</b>	<b>[8,069,283]</b>	<b>[9,130,884]</b>	<b>[+1,061,601]</b>
<b>ENERGY AND WATER DEVELOPMENT</b>				
<b>BUREAU OF RECLAMATION</b>				
<i>Current Appropriations</i>				
Water and Related Resources .....	1,332,124	1,413,392	962,000	-451,392
Central Valley Project Restoration Fund.....	41,376	62,008	54,849	-7,159
California Bay-Delta Restoration .....	37,000	35,000	33,000	-2,000
Policy and Administration.....	59,000	61,000	60,000	-1,000
Subtotal, current appropriations.....	1,469,500	1,571,400	1,109,849	-461,551
Budget authority .....	[1,469,500]	[1,571,400]	[1,109,849]	[-461,551]
Discretionary offsets.....	-41,376	-62,008	-54,849	+7,159
<i>Permanent Appropriations</i>				
Water and Related Resources .....	1,446	17,037	1,348	-15,689
Sequestration reduction .....	-95	-1,051	0	+1,051
Previously unavailable BA .....	+59	+59	+1,035	+976
Account total.....	1,410	16,045	2,383	-13,662
Reclamation Water Settlements Fund .....	-403	2,000	122,000	+120,000
San Joaquin Restoration Fund.....	0	0	207,356	+207,356
Colorado River Dam Fund, Boulder Canyon Project .....	85,167	92,808	96,657	+3,849
Sequestration reduction .....	-528	-496	0	+496
Previously unavailable BA .....	+552	+528	+496	-32
Other transfers.....	-541	0	0	0
Account total.....	84,650	92,840	97,153	+4,313
Reclamation Trust Funds .....	622	2,000	2,000	0
Bureau of Reclamation Loan Liquidating Account.....	-1,007	-875	-761	+114
Bureau of Reclamation Loan Program Account.....	0	60	0	-60
Subtotal, permanent appropriations .....	85,272	112,070	430,131	+318,061
<b>Total, Bureau of Reclamation</b> .....	<b>1,555,325</b>	<b>1,684,430</b>	<b>1,538,449</b>	<b>-145,981</b>
Sequestration reduction .....	-623	-1,547	0	+1,547
Previously unavailable BA .....	+611	+587	+1,531	+944
Other transfers.....	-541	0	0	0
<b>Total, Bureau of Reclamation</b> .....	<b>1,554,772</b>	<b>1,683,470</b>	<b>1,539,980</b>	<b>-143,490</b>

APPENDIX A

COMPARISON OF 2018, 2019, AND 2020 BUDGET AUTHORITY  
(in thousands of dollars)

Appropriation Bureau/Account	2018 Actual	2019 CR	2020 Request	Change
<b>RECLAMATION</b> <i>(continued)</i>				
Budget authority .....	[1,555,325]	[1,684,430]	[1,538,449]	[-145,981]
Sequestration reduction .....	[-623]	[-1,547]	[0]	[+1,547]
Previously unavailable BA .....	[+611]	[+587]	[+1,531]	[+944]
Other transfers.....	[-541]	[0]	[0]	[0]
Discretionary offsets.....	[-41,376]	[-62,008]	[-54,849]	[+7,159]
<b>CENTRAL UTAH PROJECT COMPLETION ACT</b>				
<i>Current Appropriations</i>				
Central Utah Project Completion Act .....	10,500	15,000	10,000	-5,000
Mandated transfers.....	-898	-898	-1,800	-902
Account total.....	9,602	14,102	8,200	-5,902
Utah Reclamation Mitigation and Conservation Account.....	0	0	0	0
Mandated transfers.....	+898	+898	+1,800	+902
Account total.....	898	898	1,800	+902
Subtotal, current appropriations.....	10,500	15,000	10,000	-5,000
Budget authority .....	[10,500]	[15,000]	[10,000]	[-5,000]
<i>Permanent Appropriations</i>				
Utah Reclamation Mitigation and Conservation Account.....	118	1,930	8,000	+6,070
Sequestration reduction .....	-8	-120	0	+120
Previously unavailable BA .....	+767	+8	+120	+112
Account total.....	877	1,818	8,120	+6,302
Subtotal, permanent appropriations .....	877	1,818	8,120	+6,302
<b>Total, Central Utah Project Completion Act .....</b>	<b>10,618</b>	<b>16,930</b>	<b>18,000</b>	<b>+1,070</b>
Sequestration reduction .....	-8	-120	0	+120
Previously unavailable BA .....	+767	+8	+120	+112
<b>Total, Central Utah Project Completion Act .....</b>	<b>11,377</b>	<b>16,818</b>	<b>18,120</b>	<b>+1,302</b>
Budget authority .....	[10,618]	[16,930]	[18,000]	[+1,070]
Sequestration reduction .....	[-8]	[-120]	[0]	[+120]
Previously unavailable BA .....	[+767]	[+8]	[+120]	[+112]
<b>ENERGY AND WATER DEVELOPMENT SUMMARY</b>				
<b>Total, Energy and Water Development.....</b>	<b>1,566,149</b>	<b>1,700,288</b>	<b>1,558,100</b>	<b>-142,188</b>
<b>Grand total, current authority.....</b>	<b>[1,480,000]</b>	<b>[1,586,400]</b>	<b>[1,119,849]</b>	<b>[-466,551]</b>
<b>Grand total, permanent authority.....</b>	<b>[86,690]</b>	<b>[113,888]</b>	<b>[438,251]</b>	<b>[+324,363]</b>
Net transfers .....	[-541]	[0]	[0]	[0]
<b>Net, permanent authority .....</b>	<b>[86,149]</b>	<b>[113,888]</b>	<b>[438,251]</b>	<b>[+324,363]</b>



**COMPARISON OF 2018, 2019, AND 2020 BUDGET AUTHORITY**  
(in thousands of dollars)

Appropriation Bureau/Account	2018 Actual	2019 CR	2020 Request	Change
<b>DEPARTMENT OF THE INTERIOR SUMMARY</b>				
<b>Total, Department of the Interior .....</b>	<b>21,503,136</b>	<b>23,025,143</b>	<b>22,375,864</b>	<b>-649,279</b>
Other transfers.....	-199,532	-208,156	-207,490	+666
<b>Total, Department of the Interior .....</b>	<b>21,303,604</b>	<b>22,816,987</b>	<b>22,168,374</b>	<b>-648,613</b>
Grand total, current authority, regular appropriations.....	[14,673,382]	[14,642,436]	[12,660,571]	[-1,981,865]
Sequestration reduction .....	[-660]	[-620]	[0]	[+620]
Mandated transfers.....	[+200]	[0]	[0]	[0]
Supplemental.....	[+565,975]	[0]	[0]	[0]
Cancellations .....	[0]	[0]	[-61,332]	[-61,332]
Rescissions .....	[-8,000]	[-8,000]	[0]	[+8,000]
Other transfers.....	[+102]	[0]	[0]	[0]
<b>Net, current authority (w/ transfers).....</b>	<b>[15,230,999]</b>	<b>[14,633,816]</b>	<b>[12,599,239]</b>	<b>[-2,034,577]</b>
<b>Net, current authority (w/o transfers) .....</b>	<b>[15,230,697]</b>	<b>[14,633,816]</b>	<b>[12,599,239]</b>	<b>[-2,034,577]</b>
Grand total, permanent authority .....	[6,272,439]	[8,391,327]	[9,776,625]	[+1,385,298]
Net transfers .....	[-199,834]	[-208,156]	[-207,490]	[+666]
<b>Net, permanent authority .....</b>	<b>[6,072,605]</b>	<b>[8,183,171]</b>	<b>[9,569,135]</b>	<b>[+1,385,964]</b>

---

COMPARISON OF 2018, 2019, AND 2020 BUDGET AUTHORITY

---

EXPLANATORY NOTES

**Terminology**— Appendix A is presented to bridge the different scoring approaches used by the Congressional Appropriations Committees and the Executive Branch. As a result of these differences, the budget totals in the 2020 Interior Budget in Brief differ slightly from the presentation in the 2020 President’s budget. The President’s budget uses a system of budget scoring required by the *Budget Enforcement Act* based on “net discretionary budget authority.” The Interior Budget in Brief document almost exclusively uses a system of scoring based on “current authority” consistent with the presentation used by the Congressional Appropriations Committees.

Current authority presents the amounts Congress appropriates each year for the Department’s programs, including funds classified as mandatory under the *Budget Enforcement Act* which are subject to annual appropriations. Most mandatory funding is not subject to annual appropriations and is excluded from current authority.

Net discretionary amounts also exclude mandatory funding but unlike current authority, are reduced by offsetting receipts. Additionally, there can be differences in how statutory provisions included in the Appropriations Acts are displayed or scored by the Appropriations Committee as compared to the President’s budget.

The difference in scoring impacts the budgets of BLM, BOR, and OIA. Both BLM and OIA have current authority and portions of appropriated funding classified as mandatory, which are included in the Appropriations Committee scoring tables. This funding is excluded from the net discretionary totals for these bureaus in the President’s Budget Appendix. Additionally, BLM and BOR have receipts that offset appropriated account totals. The BLM’s Service Charges, Deposits, and Forfeitures; BLM’s Mining Law Administration in Management of Lands and Resources; and BOR Central Valley Project Restoration Fund accounts all include offsets (receipts) that reduce discretionary totals in the President’s Budget Appendix.

Scoring differences are not as significant for Interior’s other bureaus relative to the size of the budget. As depicted in the following table, the difference in scoring approaches for the 2020 request is \$135.5 million. The Department’s 2020 total budget in current authority is \$12.6 billion and \$12.5 billion in net discretionary authority.

EXPLANATORY NOTES *(continued)*

## BUDGET FROM CURRENT AUTHORITY TO NET DISCRETIONARY AUTHORITY

	2018 Actual	2019 CR	2020 Request
Total, Current Authority .....	15,230,999	14,633,816	12,599,239
Adjustment for Mandatory Current Accounts			
Bureau of Land Management			
Range Improvements .....	-9,340	-9,380	-10,000
Miscellaneous Trust Funds.....	-21,204	-24,000	-19,890
Insular Affairs			
Compact of Free Association.....	-27,720	-27,720	-27,720
Adjustment for Offsets			
Bureau of Land Management			
Mining Law Administration.....	-30,785	-23,000	-23,000
Reclamation Central Valley Restoration Receipts .....	-41,376	-62,008	-54,849
Total, Net Discretionary <sup>1/</sup>	15,100,574	14,487,708	12,463,780

<sup>1/</sup> The 2018 Actual Column total includes \$50.0 million provided in P.L. 115-72 to repay funding transferred to the U.S. Forest Service in 2017 for emergency fire suppression activities. This column also reflects \$516.0 million in supplemental funding provided in P.L. 115-123 to FWS, NPS, USGS, OIA, and OIG for disaster assistance for hurricanes Harvey, Irma, and Maria.

Another difference in the presentation of budget materials is the Office of Management and Budget presents the President's budget to the Congress in "millions of dollars" and the Interior Budget in Brief presents funding in "thousands of dollars," the level at which Congress appropriates. There may be small differences between the two due to rounding.

**Sequestration**—Amounts displayed for 2018 and 2019 in this document reflect reductions to permanent and mandatory accounts required by the *Balanced Budget and Emergency Deficit Control Act* as presented in the *OMB Report to Congress on the Joint Committee Reductions for Fiscal Year 2018* issued on May 23, 2017, and the *OMB Report to Congress on the Joint Committee Reductions for Fiscal Year 2019* issued on February 12, 2018. Amounts displayed for Interior's programs funded with mandatory or permanent funding in 2018 reflect sequestration reductions of 6.6 percent, and amounts displayed for 2019 reflect sequestration reductions of 6.2 percent, as required in the sequestration report.

Consistent with the *Balanced Budget and Emergency Deficit Control Act*, as amended, funds sequestered from certain types of accounts, for example Trust and Special Funds, may be determined as available for reallocation in the subsequent year. Permanent and mandatory accounts where legal determinations conclude previously sequestered funds become available in the subsequent year, include the reallocated amounts in the estimate of available authority for 2018, 2019, and 2020.

## 2018 ACTUAL

The Actual column in Appendix A provides a full picture of events impacting budget authority in the year of funds execution. The Appendix is structured to provide two account totals where applicable to show the appropriated total and the total after subsequent actions, such as transfers and supplemental appropriations. Most accounts only have one total reflecting annual congressional action. This total includes across-the-board rescissions and transfers authorized by the Interior, Environment, and Related Agencies or the Energy and Water Development appropriations bills. When applicable, accounts

---

**EXPLANATORY NOTES** *(continued)*

---

include an additional total line which includes one-time rescissions of prior year balances, supplemental appropriations, transfers authorized by other Committees, and non-directed transfers. This convention provides an agency total for actual activities comparable to the initial enacted appropriation actions and a separate total that reflects total actions during the fiscal year.

**Continuing Resolution**—Prior to passage of the full year appropriations, the Department operated under five continuing resolutions. On September 8, 2017, the President signed the Continuing Appropriations Act, 2018, and Supplemental Appropriations for Disaster Relief Requirements Act, 2017, (P.L. 115-56), providing continuing appropriations through December 8, 2017. The Act included the following provisions for the Department:

- **Across-the-Board Reduction**—Included a 0.6791 percent across-the-board reduction for activities funded in the continuing resolution (Sec. 101(b)).
- **Reclamation States Emergency Drought Relief Authority**—Extended authority for the Reclamation States Emergency Drought Relief Act program through the period of the CR.
- **Recreation Fee Authority**—Amended the Federal Lands Recreation Enhancement Act to extend the authority through September 30, 2019.
- **NPS Inaugural Costs**—Reduced the NPS Operations of the National Park System annual rate by \$4.2 million to eliminate one-time funding provided in 2017 for Presidential inaugural activities.

On December 8, 2017, the President signed the *Joint Resolution Making Further Appropriations for Fiscal Year 2018* (P.L. 115-90), providing continuing appropriations through December 22, 2017. On December 22, 2017, the President signed P.L. 115-96, extending the continuing appropriations through January 19, 2018. On January 22, 2018, the President signed P.L. 115-120, extending the continuing resolution through February 8, 2018.

On February 9, 2018, the President signed P.L. 115-123, the *Bipartisan Budget Act of 2018*. This Act set budget caps for 2018 and 2019 and extended the continuing resolution through March 23, 2018. The Act also included supplemental appropriations to address damages from the 2017 hurricanes for the Department as follows:

- FWS Construction—\$210.6 million
- NPS Construction—\$207.6 million
- NPS Historic Preservation Fund—\$50.0 million
- USGS Surveys, Investigations, and Research—\$42.2 million
- Office of Insular Affairs—\$3.0 million

---

**EXPLANATORY NOTES** *(continued)*

---

- Office of Inspector General—\$2.5 million

On February 9, 2018, the President signed P.L. 115-124, the *Continuing Appropriations Amendments Act, 2018*, which authorized compensation for employees furloughed during the lapse in appropriations and specified the period covered included the lapse period.

On March 23, 2018, the President signed P.L. 115-141, the *Consolidated Appropriation Act, 2018*, providing appropriations for the Department for 2018.

Division G, the *Interior, Environment, and Related Agencies Appropriations Act*, included the following specific provisions and allowances:

- **OCS Inspection Fees.** The Act continued the provision allowing the Secretary to collect an annual inspection fee for OCS oil and gas development activity. Collections from inspection fees were \$43.0 million in 2018.
- **OCS Rental Receipts.** The Act continued authority for BOEM and BSEE to use certain rental receipts from offshore oil and gas development and cost recovery fees to offset the costs of bureau programs. Collections from rental receipts and cost recoveries totaled \$51.7 million for BOEM and \$27.9 million for BSEE.
- **Rescission.** The Act included the following rescission of prior year unobligated balances:
  - **Indian Affairs Operation of Indian Programs**, \$8.0 million
- **Republic of Palau.** The Act included \$123.8 million to fully fund the Palau Compact Agreement.
- **Payments in Lieu of Taxes.** The Act provided a 1-year extension to the Payments in Lieu of Taxes program, estimated at \$530 million for scoring purposes. In 2018, total funding for the program was \$553.2 million.
- **Reclamation States Emergency Drought Relief Authority.** The Act extended authority for the Reclamation States Emergency Drought Relief Act program through September 30, 2020, and increased the total funding ceiling to \$120 million.
- **Sage-Grouse.** The Act included a provision prohibiting the use of funds to write or issue a rule under the Endangered Species Act related to sage-grouse.
- **Midway Island.** The Act included a provision prohibiting the use of funds to destroy buildings or structures on Midway Island recommended by the U.S. Navy for inclusion in the National Register of Historic Places.

Other legislation and transfers impacting Interior budget authority for 2018 include:

- OSMRE collected \$4,000 in civil penalties in the Regulation and Technology account in 2018.

---

EXPLANATORY NOTES *(continued)*

---

- NPS, Operation of the National Park System account received a transfer of \$102,000 from the Executive Office of the President for drug trafficking deterrent actions.
- OIG received a transfer of \$200,000 from the Morris K. Udall and Stewart L. Udall Foundation, Morris K. Udall and Stewart L. Udall Trust Fund.
- NPS transferred \$4,088,250 in prior year unobligated balances from Interagency Recreation Pass sales to BLM (\$726,000), BOR (\$163,650), FWS (\$580,500), and U.S. Forest Service (\$2,618,100).
- FWS received \$26.7 million in prior year unobligated balances from the Department of State.
- The Office of Wildland Fire transferred \$66.0 million in prior year unobligated balances from the FLAME Wildfire Suppression fund to Wildland Fire Management for suppression activities. In addition, the Office of Wildland Fire received \$2.9 million for preparedness activities and \$3.7 million for fuels management activities in unobligated balance transfers from the Forest Service.
- BOR Colorado River Dam Fund, Boulder Canyon Project completed a capital transfer to the General Fund of \$541,245.

The **Additional Supplemental Appropriations for Disaster Relief Requirements Act, 2017** (P.L. 115-72) was signed by the President on October 26, 2017. The Act provided \$50.0 million to the Wildland Fire Management account in 2018 to repay funding transferred to the Forest Service in 2017 for emergency fire suppression activities. The Act also modified funding provided in the continuing resolution (P.L. 115-31) to eliminate funding provided for the FLAME Wildfire Suppression Fund under the CR.

The **Tax Cuts and Jobs Act** (P.L. 115-97) was signed by the President on December 22, 2017. The Act included two provisions impacting the Department:

- Authorizes the Secretary to offer lease sales in the 1002 Area of the North Slope of Alaska. Requires two leases sales within 10 years and requires revenue to be shared with 50 percent to the State and 50 percent to the Treasury.
- Increases the funding cap payments to eligible States and to the Land and Water Conservation Fund under the Gulf of Mexico Energy Security Act from \$500 million to \$650 million for 2020 and 2021.

**2019 ESTIMATES**

**2019 Enacted Appropriations**—On September 21, 2018, the President signed the *Energy and Water, Legislative Branch, and Military Construction and Veterans Affairs Appropriations Act, 2019* (P.L. 115-244) which provided 2019 appropriations for the Bureau of Reclamation and the Central Utah Project Completion Act.

---

**EXPLANATORY NOTES** *(continued)*

---

**Continuing Resolution**—At the time the 2020 President’s budget was prepared, Congressional action on full year *Interior, Environment, and Related Agencies* appropriations for 2019 had not been enacted and most of the Department was operating under a CR.

On September 28, 2018, the President signed the *Department of Defense and Labor, Health and Human Services, and Education Appropriations Act, 2019 and Continuing Appropriations Act, 2019* (P.L. 115-245), providing continuing appropriations through December 7, 2018. The Act included the following provisions for the Department:

- **Republic of Palau**—Removed funding for the Palau Compact extension provided in the 2018 appropriations bill.
- **Payments in Lieu of Taxes**—Continued the Payments in Lieu of Taxes program in 2019 as a term and condition of the CR estimated at \$500 million.
- **Recreation Fee Authority**—Amended the Federal Lands Recreation Enhancement Act to extend the authority through September 30, 2020.

The *America’s Water Infrastructure Act of 2018* (P.L. 115-270) was signed by the President on October 23, 2018. The Act:

- Reauthorizes the Water Infrastructure Finance and Innovation Act through October 23, 2021.
- Amends the Blackfeet Water Settlement Act to allow for the expenditure of 50 percent of appropriated settlement funding prior to the enforceability date, except for funds appropriated in 2018. The amendment prohibits the early availability of 2018 appropriations with the exception of \$4.8 million in the BOR Administration and Energy Account.

On December 7, 2018, the President signed the *Joint Resolution making further continuing appropriations for fiscal year 2019, and for other purposes* (P.L. 115-298), providing continuing appropriations through December 21, 2018.

On January 25, 2019, the President signed the *Further Additional Continuing Appropriations Act, 2019* (P.L. 116-5) providing continuing appropriations through February 15, 2019.

On January 16, 2019, the President signed the *Government Employee Fair Treatment Act of 2019* (P.L. 116-1), which authorized compensation for employees furloughed during the lapse in appropriations and specified the period covered included the lapse period.

On February 15, 2019, the President signed the *Consolidated Appropriations Act, 2019* (P.L. 116-6), providing 2019 appropriations to Interior agencies operating under a continuing resolution. However, at the time the 2020 President’s budget was prepared, a full-year appropriation had not been enacted. Therefore, the amounts included in the Budget in Brief for 2019 reflect the annualized level provided by the continuing resolution.





## MAINTAINING AMERICA'S HERITAGE<sup>1/</sup>

(in thousands of dollars)

Bureau/Account	2018 Actual	2019 CR <sup>2/</sup>	2020 Request	Change
<b>MAINTENANCE</b>				
Bureau of Land Management				
Management of Land and Resources .....	118,326	118,326	93,326	-25,000
Oregon and California Grant Lands.....	9,628	9,628	9,642	+14
Subtotal, Bureau of Land Management	127,954	127,954	102,968	-24,986
Bureau of Reclamation				
Water and Related Resources <sup>3/</sup> .....	252,061	282,309	232,446	-49,863
Central Utah Project Completion Act				
Central Utah Project Completion Act.....	6,215	10,404	3,747	-6,657
U.S. Geological Survey				
Surveys, Investigations, and Research .....	46,721	46,721	39,532	-7,189
Fish and Wildlife Service				
Resource Management .....	172,115	172,115	175,710	+3,595
National Park Service				
Operation of the National Park System .....	410,517	410,517	393,469	-17,048
Bureau of Indian Affairs <sup>4/</sup>				
Operation of Indian Programs.....	45,700	45,700	45,804	+104
Bureau of Indian Education <sup>4/</sup>				
Operation of Indian Education Programs .....	126,160	126,160	126,394	+234
Department-wide Programs				
Wildland Fire Management .....	18,427	18,427	0	-18,427
<b>Subtotal, Maintenance .....</b>	<b>1,205,870</b>	<b>1,240,307</b>	<b>1,120,070</b>	<b>-120,237</b>
<b>CONSTRUCTION</b>				
Fish and Wildlife Service .....	66,540	66,540	15,693	-50,847
National Park Service.....	359,704	359,704	246,333	-113,371
Bureau of Indian Affairs <sup>4/</sup> .....	115,868	115,868	58,482	-57,386
Bureau of Indian Education <sup>4/</sup> .....	238,245	238,245	68,858	-169,387
<b>Subtotal, Construction .....</b>	<b>780,357</b>	<b>780,357</b>	<b>389,366</b>	<b>-390,991</b>
Total, Department of the Interior.....	1,986,227	2,020,664	1,509,436	-511,228

MAINTAINING AMERICA'S HERITAGE

Bureau/Account	2018 Actual	2019 CR <sup>2/</sup>	2020 Request	Change
<b>TOTALS BY BUREAU</b>				
Bureau of Land Management .....	127,954	127,954	102,968	-24,986
Bureau of Reclamation.....	252,061	282,309	232,446	-49,863
Central Utah Project Completion Act .....	6,215	10,404	3,747	-6,657
U.S. Geological Survey.....	46,721	46,721	39,532	-7,189
Fish and Wildlife Service .....	238,655	238,655	191,403	-47,252
National Park Service.....	770,221	770,221	639,802	-130,419
Bureau of Indian Affairs <sup>4/</sup> .....	161,568	161,568	104,286	-57,282
Bureau of Indian Education <sup>4/</sup> .....	364,405	364,405	195,252	-169,153
Department-wide Programs, Wildland Fire .....	18,427	18,427	0	-18,427
<b>TOTAL, DEPARTMENT OF THE INTERIOR</b>	<b>1,986,227</b>	<b>2,020,664</b>	<b>1,509,436</b>	<b>-511,228</b>

<sup>1/</sup> Table excludes all mandatory and 2018 supplemental appropriations.

<sup>2/</sup> 2019 Enacted amounts are shown for the Bureau of Reclamation and the Central Utah Project Completion Act.

<sup>3/</sup> Includes extraordinary maintenance, dam safety construction, and other project construction.

<sup>4/</sup> Table shows amounts in the budget structure proposed in 2020.

**CONSTRUCTION PROGRAM**  
**INTERIOR, ENVIRONMENT, AND RELATED AGENCIES**  
(in thousands of dollars)

Bureau/State/Project	Estimated Cost	Through 2019	2020 Estimate
<b>FISH AND WILDLIFE SERVICE</b>			
<b>California</b>			
Don Edwards San Francisco Bay National Wildlife Refuge Rehabilitate flood protection levees, phase II.	19,400	6,400	5,875
<b>Georgia</b>			
Chattahoochee Forest National Fish Hatchery Replace main drain lines for raceways.	816	0	816
<b>Michigan</b>			
Jordan River National Fish Hatchery Rehabilitate two raceways.	500	0	500
<b>Virginia</b>			
Harrison Lake National Fish Hatchery Construct mussel rearing building.	558	0	558
<b>Wyoming</b>			
Saratoga National Fish Hatchery Rehabilitate water treatment facilities.	644	0	644
<b>Multiple States</b>			
Evaluate newly acquired dams, phase IV.	1,250	750	250
Perform seismic safety investigations of dams.	1,000	0	200
Perform radio tower safety investigations, phase III.	1,250	500	250
<b>Servicewide</b>			
Dam and Bridge Seismic Safety			
Dam Safety and Security			695
Bridge Safety Program Inspections			462
Seismic Safety			75
Subtotal, Dam and Bridge Seismic Safety			1,232
Core Engineering Services			5,368
Subtotal, Servicewide			6,600
<b>TOTAL, FISH AND WILDLIFE SERVICE</b>			<b>15,693</b>

**APPENDIX C**

**CONSTRUCTION PROGRAM**  
**INTERIOR, ENVIRONMENT, AND RELATED AGENCIES**  
(in thousands of dollars)

Bureau/State/Project	Estimated Cost	Through 2019	2020 Estimate
<b>NATIONAL PARK SERVICE</b>			
<b>Alaska</b>			
Klondike Gold Rush National Historical Park Replace obsolete housing with a dormitory.	4,517	222	4,295
Western Arctic National Parklands Replace obsolete housing with multiplex unit.	3,195	127	3,068
Wrangell-Saint Elias National Park and Preserve Rehabilitate Kennecott Leach Plant foundation.	2,297	144	2,153
<b>California</b>			
Sequoia & Kings Canyon National Park Replace Lodgepole water treatment system.	5,246	515	4,731
<b>District of Columbia</b>			
Rock Creek Park Repair degrading concrete at Meridian Hill Park.	6,872	898	5,974
<b>Georgia</b>			
Cumberland Island National Seashore Replace Plum Orchard roofs.	2,273	221	2,052
<b>Kentucky</b>			
Mammoth Cave National Park Repair sewer system.	7,184	1,144	6,040
<b>Maine</b>			
Acadia National Park Rehabilitate Eagle Lake carriage road.	3,250	498	2,752
<b>Maryland</b>			
Antietam National Battlefield Rehabilitate visitor center.	13,656	1,280	12,376
Chesapeake & Ohio Canal National Historical Park Remediate rock fall hazards at milepost 155.5 (Paw Paw Tunnel).	10,901	1,606	9,295
Reconstruct and stabilize stone wall and towpath, McMahon's Mill to Lock 42.	12,914	1,357	11,557
<b>Massachusetts</b>			
Cape Cod National Seashore Rebuild Nauset Light Beach bathhouse.	3,768	523	3,245
<b>Missouri</b>			
Ozark National Scenic Riverways Rehabilitate Big Spring utilities.	10,681	975	9,706
<b>Nevada</b>			
Lake Mead National Recreation Area Construct structural flood mitigation at Cottonwood Cove.	11,073	1,303	9,770

**CONSTRUCTION PROGRAM**  
**INTERIOR, ENVIRONMENT, AND RELATED AGENCIES**  
(in thousands of dollars)

Bureau/State/Project	Estimated Cost	Through 2019	2020 Estimate
<b>New Mexico</b>			
Carlsbad Caverns National Park Replace structural steel and elevator equipment.	20,082	3,051	17,031
<b>New York</b>			
Statue of Liberty National Monument & Ellis Island Rehabilitate stone walls of historic Fort Wood.	9,182	1,330	7,852
<b>Oregon</b>			
Crater Lake National Park Correct structural deficiencies and stabilize Steel Visitor Center.	11,864	1,251	10,613
<b>South Carolina</b>			
Fort Sumter National Monument Rehabilitate Fort Sumter breakwater.	5,399	833	4,566
<b>Washington</b>			
Fort Vancouver National Historic Site Rehabilitate barracks.	16,688	1,320	15,368
Olympic National Park Fund Elwha River restoration settlement.	9,150	6,650	2,500
<b>Wyoming</b>			
Devil's Tower National Monument Replace obsolete housing unit with multiplex unit.	4,693	575	4,118
Yellowstone National Park Replace obsolete housing with multiplex at Lake Yellowstone.	3,730	100	3,630
<b>Multiple States</b>			
Abandoned Mineral Lands			4,000
Demolition and Disposal			4,000
<b>Servicewide</b>			
Special Programs			
Emergency/Unscheduled			3,848
Housing Improvement Program			2,203
Dam Safety			1,247
Equipment Replacement			8,369
Subtotal, Special Programs			15,667
Construction Planning			17,862
Construction Program Management and Operations			41,863
Management Planning			10,249
Subtotal, Servicewide			85,641
<b>TOTAL, NATIONAL PARK SERVICE</b>			<b>246,333</b>

APPENDIX C

**CONSTRUCTION PROGRAM**  
**INTERIOR, ENVIRONMENT, AND RELATED AGENCIES**  
(in thousands of dollars)

Bureau/State/Project	Estimated Cost	Through 2019	2020 Estimate
<b>BUREAU OF INDIAN AFFAIRS</b>			
<i>Public Safety and Justice</i>			
<b>Facilities Improvement and Repair</b>			
Address detention facilities improvement and repair needs, with emphasis on critical health and safety items.			
<b>Multiple States</b>			
Minor Improvement and Repair			1,938
Condition Assessments			450
Emergency Repair			370
Environmental Projects			350
Portable Law Enforcement/Detention Buildings			950
<b>Employee Housing</b>			
Construct and repair employee housing.			3,092
<b>North Dakota</b>			
Standing Rock Detention Center			
Employee housing			
<b>South Dakota</b>			
Lower Brule Detention Center			
Employee housing			
<b>Fire Protection and Safety Coordination</b>			
Procure fire trucks and equipment and install fire sprinklers and fire and smoke alarms in dormitories, detention centers, and other buildings.			
<b>Multiple States</b>			
Fire Safety Coordination			167
Fire Protection			3,105
<i>Subtotal, Public Safety and Justice Construction</i>			10,422
<b>Resources Management Construction</b>			
<b>Irrigation Project Construction</b>			
<b>New Mexico</b>			
Navajo Indian Irrigation Project			3,227
<b>Multiple States</b>			
Irrigation Projects - Rehabilitation			9,871
Engineering and Supervision			1,979
Survey and Design			590
Federal Power Compliance			642

---

**CONSTRUCTION PROGRAM**  
**INTERIOR, ENVIRONMENT, AND RELATED AGENCIES**  
(in thousands of dollars)

---

Bureau/State/Project	Estimated Cost	Through 2019	2020 Estimate
<b>Safety of Dams</b>			
Rehabilitation of high hazard dams.			8,300
<b>Arizona</b>			
Cooley Dam final design			
<b>Montana</b>			
Crow Dam construction			
<b>South Dakota</b>			
Antelope Dam final design			
<b>Multiple States</b>			
Expedited Issues			450
Issue Evaluations			425
Security			150
Emergency Management Systems			1,500
Safety of Dams Inspection and Evaluations			3,500
Program Coordination			3,500
Dam Maintenance			1,919
<i>Subtotal, Resources Management Construction</i>			36,053
<b>Other Program Construction, Improvement, and Repair</b>			
<b>Telecommunication Improvement and Repair</b>			
<b>Multiple States</b>			1,117
<b>Facilities Improvement and Repair</b>			
<b>Multiple States</b>			2,917
<b>Construction Program Management</b>			
<b>Multiple States</b>			
Indian Affairs Facilities Management System			1,500
Program Management			3,787
<b>Montana</b>			
Fort Peck Rural Water System			
Operate and maintain completed portions of the system.			2,686
<i>Subtotal, Other Program Construction, Improvement, and Repair</i>			12,007
<b>TOTAL, BUREAU OF INDIAN AFFAIRS</b>			58,482

**APPENDIX C**

---

**CONSTRUCTION PROGRAM**  
**INTERIOR, ENVIRONMENT, AND RELATED AGENCIES**  
(in thousands of dollars)

---

Bureau/State/Project	Estimated Cost	Through 2019	2020 Estimate
<b>BUREAU OF INDIAN EDUCATION</b>			
<b>Replacement/New Employee Housing</b>			
Construct employee housing.			1,000
<b>Employee Housing Repair</b>			
Repair critical life safety related deficiencies in employee housing.			5,062
<b>Facilities Improvement and Repair</b>			
<b>Major Facilities Improvement and Repair</b>			
Repairs exceeding \$250,000 to address critical life and safety deficiencies and to address deferred maintenance.			20,303
<b>Arizona</b>			
Rocky Ridge Boarding School			
Replace sewage and water lines, and install bus wash basin.			
<b>South Dakota</b>			
Marty Indian School			
Replace roof.			
<b>Multiple States</b>			
<b>Minor Improvement and Repair</b>			
Repairs of less than \$250,000 to address critical life and safety deficiencies and to address deferred maintenance.			18,000
<b>Other Programs</b>			
Includes asset disposal, emergencies, and advance planning and design.			18,602
<b>Program Management</b>			5,891
<b>TOTAL, BUREAU OF INDIAN EDUCATION</b>			<b>68,858</b>



**CONSTRUCTION PROGRAM**  
**ENERGY AND WATER DEVELOPMENT**  
(in thousands of dollars)

Bureau/State/Project	Estimated Cost	Through 2019	2020 Estimate
<b>BUREAU OF RECLAMATION <sup>1/</sup></b>			
<b>Arizona</b>			
Central Arizona Project			
Tucson reliability division	16,561	7,141	1,040
Colorado River Front Work and Levee System			
Yuma Mesa conduit extension	12,198	11,657	541
San Carlos Apache Tribe Water Settlement Act			
San Carlos Apache Tribe Central Arizona Project water delivery system	143,206	3,000	1,500
<b>Arizona/California</b>			
Colorado River Front Work and Levee System			
Colorado River wash fan control structures	3,326	1,182	645
<b>California</b>			
Colorado River Front Work and Levee System			
River mile 33 design and reconstruction	1,938	315	86
<b>New Mexico</b>			
Central Arizona Project			
Middle Fork Gila River fish barrier	3,945	0	2,482
Pojoaque Basin Regional Water System			
Aamodt litigation settlement	221,998	121,769	8,301
Navajo-Gallup Water Supply Project	1,162,411	699,792	65,932
<b>Washington</b>			
Yakima River Basin Enhancement Project			
Cle Elum fish passage	100,000	43,391	9,300
<b>Safety of Dams</b>			
<b>California</b>			
Folsom Dam	338,500	323,927	6,000
Boca Dam	27,800	25,837	1,500
<b>Nebraska</b>			
Box Butte	10,500	9,035	1,200
<b>Oklahoma</b>			
Altus Dam	23,500	22,416	1,000
<b>Utah</b>			
Steinaker Dam	40,000	31,403	8,000
<b>Wyoming</b>			
Bull Lake	69,000	57,176	8,500
<b>TOTAL, BUREAU OF RECLAMATION</b>			<b>116,027</b>

APPENDIX C

---

CONSTRUCTION PROGRAM  
ENERGY AND WATER DEVELOPMENT  
(in thousands of dollars)

---

Bureau/State/Project	Estimated Cost	Through 2019	2020 Estimate
<b>CENTRAL UTAH PROJECT COMPLETION ACT</b>			
<b>Utah</b>			
Central Utah Project	939,032	568,658	3,747
<b>TOTAL, CENTRAL UTAH PROJECT COMPLETION ACT</b>			<b>3,747</b>

<sup>1/</sup> Excludes major extraordinary maintenance activities, as those are not considered construction.

## LAND AND WATER CONSERVATION FUND

(in thousands of dollars)

Program/Department/Bureau/Activity	2018 Actual	2019 CR	2020 Total	Change
<b>FEDERAL LAND ACQUISITION</b>				
Department of the Interior				
Bureau of Land Management .....	24,916	24,916	-10,000	-34,916
Fish and Wildlife Service.....	63,839	63,839	4,540	-59,299
National Park Service.....	56,935	56,935	4,828	-52,107
Appraisal and Valuation Services Office <sup>1/</sup> .....	10,242	10,242	8,190	-2,052
Subtotal, Department of the Interior <sup>2/</sup> .....	155,932	155,932	7,558	-148,374
Department of Agriculture				
U.S. Forest Service .....	64,337	64,337	0	-64,337
<b>TOTAL, FEDERAL LAND ACQUISITION .....</b>	<b>220,269</b>	<b>220,269</b>	<b>7,558</b>	<b>-212,711</b>
<b>OTHER CONSERVATION GRANTS</b>				
Department of the Interior				
Fish and Wildlife Service				
Cooperative Endangered Species				
Conservation Fund <sup>3/</sup> .....	19,638	19,638	-31,008	-50,646
National Park Service				
State Assistance Grants .....	124,006	124,006	0	-124,006
Subtotal, Department of the Interior.....	143,644	143,644	-31,008	-174,652
Department of Agriculture				
U.S. Forest Service				
Forest Legacy <sup>4/</sup> .....	61,087	67,025	0	-67,025
<b>TOTAL, OTHER CONSERVATION GRANTS .....</b>	<b>204,731</b>	<b>210,669</b>	<b>-31,008</b>	<b>-241,677</b>
<b>TOTAL, DISCRETIONARY LAND AND WATER CONSERVATION FUND .....</b>	<b>425,000</b>	<b>430,938</b>	<b>-23,450</b>	<b>-454,388</b>
<b>TOTAL, DISCRETIONARY DEPARTMENT OF THE INTERIOR.....</b>	<b>299,576</b>	<b>299,576</b>	<b>-23,450</b>	<b>-323,026</b>
<b>TOTAL, DISCRETIONARY DEPARTMENT OF AGRICULTURE.....</b>	<b>125,424</b>	<b>131,362</b>	<b>0</b>	<b>-131,362</b>
<b>PERMANENT NPS STATE ASSISTANCE GRANTS <sup>5/</sup> .....</b>	<b>62,562</b>	<b>71,624</b>	<b>113,122</b>	<b>+41,498</b>
<b>TOTAL, INTERIOR DISCRETIONARY AND PERMANENT LWCF .....</b>	<b>362,138</b>	<b>371,200</b>	<b>89,672</b>	<b>-281,528</b>

<sup>1/</sup> This table includes only the portion of Appraisal and Valuation Services Office funding from the LWCF. In 2020, an additional \$11.1 million is requested from General Treasury Funds for Indian Appraisal activities.

---

LAND AND WATER CONSERVATION FUND

---

- <sup>2/</sup> *The 2020 Interior request for Federal land acquisition is a net total of \$7.6 million comprised of \$32.9 million in new budget authority offset by a \$25.3 million cancellation of prior year balances. The bureau totals include new budget authority and cancellations of prior year balances as follows:*
- BLM: Net total of -\$10.0 million: No new budget authority offset by a \$10.0 million cancellation of balances.*
  - FWS: Net total of \$4.5 million: \$9.8 million of new budget authority offset by a \$5.3 million cancellation of balances.*
  - NPS: Net total of \$4.8 million: \$14.8 million in new budget authority offset by a \$10.0 million cancellation of balances.*
  - AVSO: Total of \$8.2 million in new budget authority.*
- <sup>3/</sup> *In 2018, an additional \$33.9 million was provided for CESCFC from the CESCFC Treasury Fund for a total of \$53.5 million. The 2019 CR total for CESCFC includes an additional \$33.9 million from the CESCFC Treasury Fund for a total of \$53.5 million. The 2020 request is a net total of -\$31.0 million. No new budget authority is requested and a \$31.0 million cancellation of prior year balances is proposed.*
- <sup>4/</sup> *The 2018 Actual for Forest Legacy is a net total of \$61.1 million, with new budget authority of \$67.0 million, offset by a \$5.9 million cancellation of prior year balances. No funds are requested for Forest Legacy in 2020.*
- <sup>5/</sup> *NPS State Assistance Grants includes Formula Grants, Competitive Grants, and Administration. The permanent appropriation is from revenues generated by leasing activities on the Outer Continental Shelf, authorized by the Gulf of Mexico Energy Security Act (GOMESA) for LWCF State Assistance Grants. In 2020, Interior projects GOMESA receipts of \$113.1 million will be available for these grants. NPS has the ability to use up to 3 percent of GOMESA receipts to administer these grants.*

## GRANTS AND PAYMENTS

(in thousands of dollars)

Bureau/Grant or Payment	2018 Actual	2019 Estimate	2020 Estimate	Change
<b>BUREAU OF LAND MANAGEMENT</b> .....	<b>51,741</b>	<b>48,638</b>	<b>42,765</b>	<b>-5,873</b>
Payments to States and Counties from Shared Receipts including Payments from Nevada Land Sales.....	51,741	48,638	42,765	-5,873
<b>OFFICE OF SURFACE MINING RECLAMATION AND ENFORCEMENT</b> .....	<b>484,319</b>	<b>474,886</b>	<b>232,303</b>	<b>-242,583</b>
Abandoned Mine Reclamation State Grants <sup>1/</sup> .....	415,729	406,296	188,400	-217,896
State and Tribal Regulatory Grants.....	68,590	68,590	43,903	-24,687
<b>BUREAU OF RECLAMATION</b> <sup>2/</sup> .....	<b>89,006</b>	<b>93,217</b>	<b>13,600</b>	<b>-79,617</b>
Boulder Canyon Project Payments to AZ, NV.....	600	600	600	0
Title XVI Water Reclamation and Reuse Program.....	54,406	58,617	3,000	-55,617
WaterSMART Grants.....	34,000	34,000	10,000	-24,000
<b>FISH AND WILDLIFE SERVICE</b> .....	<b>1,520,322</b>	<b>1,404,044</b>	<b>1,380,078</b>	<b>-23,966</b>
Boating Infrastructure Grants.....	24,525	25,198	26,587	+1,389
Boating Infrastructure Improvement Grants.....	12,262	12,599	13,293	+694
Clean Vessel Act Grants.....	12,263	12,599	13,294	+695
Coastal Wetlands Conservation.....	17,173	17,644	18,618	+974
Cooperative Endangered Species Conservation Fund				
Current Funds.....	53,495	53,495	0	-53,495
Cancellation of Funds.....	0	0	-31,008	-31,008
Permanent Funds.....	74,695	69,654	71,550	+1,896
Subtotal, CESCOF.....	128,190	123,149	40,542	-82,607
Federal Aid in Wildlife Restoration Payments to States.....	789,035	663,371	761,694	+98,323
Fish Commission and Boating Council.....	1,203	1,204	1,275	+71
Hunter Education and Safety Grant Program.....	8,024	8,032	8,496	+464
Multi-State Conservation Grant Program.....	3,009	3,012	3,186	+174
Multinational Species Conservation Fund <sup>3/</sup> .....	11,061	11,061	6,000	-5,061
National Fish and Wildlife Foundation.....	7,022	7,022	7,000	-22
National Outreach Program.....	12,263	12,599	13,294	+695
National Wildlife Refuge Fund ( <i>current and permanent</i> ).....	22,643	21,361	8,496	-12,865
Neotropical Migratory Bird Conservation <sup>3/</sup> .....	3,910	3,910	3,900	-10
North American Wetlands Conservation Fund ( <i>current and permanent</i> ).....	51,496	55,288	40,700	-14,588
Sport Fish Restoration, Apportionment to States.....	352,672	362,424	382,418	+19,994
<b>NATIONAL PARK SERVICE</b> .....	<b>1,072,445</b>	<b>999,631</b>	<b>475,054</b>	<b>-524,577</b>
American Battlefield Program Matching Grants				
LWCF.....	10,000	10,000	5,000	-5,000
Non-LWCF.....	1,198	1,198	0	-1,198
Subtotal, Am. Battlefield Prog. Matching Grants.....	11,198	11,198	5,000	-6,198
Chesapeake Bay Gateway Grants.....	2,020	2,020	0	-2,020
Heritage Partnership Program.....	19,339	19,339	0	-19,339
Japanese-American Confinement Site Grants.....	2,905	2,905	0	-2,905
Challenge Cost Share Program.....	386	386	386	0
American Indian & Native Hawaiian Art & Culture Grants..	500	500	0	-500
Native American Graves Protection Act Grants.....	1,657	1,657	0	-1,657

APPENDIX E

GRANTS AND PAYMENTS  
(in thousands of dollars)

Bureau/Grant or Payment	2018 Actual	2019 Estimate	2020 Estimate	Change
<b>Historic Preservation Grants</b>				
Indian Tribes.....	11,485	11,485	5,738	-5,747
States and Territories.....	48,925	48,925	26,934	-21,991
Competitive Grants, Underrepresented Communities.....	500	500	0	-500
Competitive Grants, Civil Rights .....	13,000	13,000	0	-13,000
Historic Revitalization Grants .....	5,000	5,000	0	-5,000
Historically Black Colleges and Universities.....	5,000	5,000	0	-5,000
Save America's Treasures .....	13,000	13,000	0	-13,000
Subtotal, Historic Preservation Fund Grants (w/o supp) ..	96,910	96,910	32,672	-64,238
Supplemental.....	50,000	0	0	0
Subtotal, Historic Preservation Fund Grants (w/ supp) ...	146,910	96,910	32,672	-64,238
<b>LWCF State Conservation Grants</b>				
Current Funds .....	120,000	120,000	0	-120,000
Permanent Funds, Oil Lease Revenues <sup>3/</sup> .....	62,562	71,624	113,122	+41,498
Subtotal, State Conservation Grants.....	182,562	191,624	113,122	-78,502
<b>OFFICE OF INSULAR AFFAIRS .....</b>				
American Samoa .....	23,002	23,002	21,529	-1,473
Brown Tree Snake .....	3,500	3,500	2,837	-663
Compact Impact (current).....	4,000	4,000	0	-4,000
Compact of Free Association (current).....	127,187	3,363	3,109	-254
Compact of Free Association (permanent).....	218,808	221,523	224,643	+3,120
Compact Impact (permanent).....	[30,000]	[30,000]	[30,000]	0
Coral Reef Initiative .....	2,200	2,200	946	-1,254
Covenant Grants .....	27,720	27,720	27,720	0
Energizing Insular Communities.....	5,000	5,000	2,811	-2,189
General Technical Assistance .....	21,000	18,000	14,671	-3,329
Maintenance Assistance Fund.....	4,000	4,000	1,023	-2,977
Return Federal Taxes to Guam and U.S. Virgin Islands.....	331,073	302,000	302,000	0
<b>DEPARTMENT-WIDE PROGRAMS.....</b>				
Payments in Lieu of Taxes (current and permanent) <sup>3/</sup> .....	553,155	500,000	465,000	-35,000
<b>Office of Natural Resources Revenue</b>				
<b>Cooperative and Delegated Audits of Oil and Gas</b>				
Operations .....	13,036	13,354	13,680	+326
Geothermal Payments to Counties.....	3,641	3,768	0	-3,768
Mineral Revenue Payments to States <sup>4/</sup> .....	1,574,189	3,470,990	3,106,940	-364,050
Qualified OCS Revenue Payments to Gulf of Mexico States ..	187,989	214,939	339,366	+124,427
<b>TOTAL, DEPARTMENT OF THE INTERIOR.....</b>	<b>6,317,333</b>	<b>7,837,775</b>	<b>6,670,075</b>	<b>-1,137,700</b>

<sup>1/</sup> The 2018 Actual and 2019 Estimate columns include current funding of \$115.0 million for economic revitalization in AML.

<sup>2/</sup> 2019 amounts reflect enacted budget.

<sup>3/</sup> Amounts shown include administrative costs.

<sup>4/</sup> Payments include Mineral Leasing and Associated Payments, National Petroleum Reserve – Alaska, National Forest Fund Payments to States, Payments to States from Leases of Lands Acquired for Flood Control, Navigation and Allied Purposes, royalty payments to Oklahoma, and late interest payments. Payments in all years above are reduced by the Net Receipts Sharing requirements enacted in the Bipartisan Budget Act of 2013. All years exclude payments made to Coastal States and counties under Section 8(g) of the Outer Continental Shelf Lands Act and the Gulf of Mexico Energy Security Act of 2006, BLM Rights of Way Payments, and Geothermal Revenue Sharing Payments to Counties under the Energy Policy Act of 2005.

## RECEIPTS BY SOURCE CATEGORY

(in thousands of dollars)

Source Category	2018 Actual	2019 Estimate	2020 Estimate	Change
<b>OFFSETTING RECEIPTS</b>				
Onshore Energy Mineral Leasing				
Rents and Bonuses				
Oil and Gas.....	244,098	574,024	408,837	-165,187
Coal .....	7,739	19,868	13,647	-6,221
Geothermal.....	1,239	2,512	1,851	-661
Oil Shale.....	0	2	1	-1
All Other.....	711	1,731	1,200	-531
Adjustments <sup>1/</sup> .....	7	0	0	0
Royalties				
Oil and Gas.....	2,406,295	5,839,225	4,755,909	-1,083,316
Coal .....	473,892	656,616	534,410	-122,206
Geothermal.....	13,114	34,690	28,924	-5,766
All Other.....	73,289	193,675	157,630	-36,045
Adjustments <sup>1/</sup> .....	39,605	0	0	0
Subtotal, Onshore Energy Mineral Leasing.....	3,259,989	7,322,343	5,902,409	-1,419,934
Noncompetitive Filing Fees .....	179	85	85	0
Grazing Fees .....	18,241	18,189	18,188	-1
Timber Fees.....	50,531	46,465	41,876	-4,589
Recreation Entrance/Use Fees.....	366,084	371,735	373,455	+1,720
Park Concession Special Accounts & Other Fees.....	207,292	196,357	201,422	+5,065
Rent of Land and Structures .....	144,547	135,943	132,531	-3,412
Sale of Land, Water, Power, Helium, Buildings, etc.....	450,776	331,243	308,441	-22,802
Offsetting Earnings on Investments.....	115,940	145,401	154,682	+9,281
All Other Offsetting Receipts .....	497,466	533,066	464,604	-68,462
Subtotal, Offsetting Receipts .....	5,111,045	9,100,827	7,597,693	-1,503,134
<b>UNDISTRIBUTED PROPRIETARY RECEIPTS</b>				
OCS Mineral Leasing				
Rents and Bonuses.....	335,048	475,482	480,527	+5,045
Royalties.....	4,257,654	4,954,363	4,869,784	-84,579
Subtotal, OCS Mineral Leasing Receipts.....	4,592,702	5,429,846	5,350,311	-79,535
Escrow Payout Interest .....	35,000	39,000	48,000	+9,000
Subtotal, Undistributed Proprietary Receipts.....	4,627,702	5,468,846	5,398,311	-70,535
<b>NON-OFFSETTING GOVERNMENTAL RECEIPTS</b>				
Mined Land Reclamation Fee .....	155,401	147,934	145,382	-2,552
All Other Non-offsetting Receipts.....	1,138,263	1,488,308	1,620,149	+131,841
Subtotal, Non-offsetting Governmental Receipts.....	1,293,664	1,636,242	1,765,531	+129,289
<b>UNDISTRIBUTED INTERFUND RECEIPTS</b>				
Non-offsetting Interest.....	889,249	27,000	27,000	0
<b>TOTAL, DEPARTMENT OF THE INTERIOR .....</b>	<b>11,921,660</b>	<b>16,232,915</b>	<b>14,788,535</b>	<b>-1,444,380</b>

<sup>1/</sup> Adjustments consist of lease level transactions, ongoing adjustments, and settlements relating to oil and gas, coal, and geothermal activities which occur throughout the year. The 2019 and 2020 estimates do not include projected adjustments and settlements.





ENERGY REVENUE PAYMENTS TO STATES<sup>1/2/</sup>

(in thousands of dollars)

State	2018 Actual	2019 Estimate	2020 Estimate
Alabama.....	30,539	37,667	55,004
Alaska .....	35,881	78,329	70,338
Arizona .....	9	20	18
Arkansas.....	854	1,883	1,686
California.....	42,793	93,646	84,026
Colorado.....	112,554	248,175	222,146
Florida.....	477	1,053	943
Idaho .....	4,334	9,556	8,554
Illinois .....	76	169	151
Indiana.....	4	8	7
Kansas.....	639	1,409	1,261
Kentucky .....	120	267	237
Louisiana .....	91,044	109,657	163,817
Michigan.....	148	326	292
Minnesota.....	12	26	23
Mississippi.....	28,675	33,629	51,838
Missouri.....	2,299	5,070	4,538
Montana.....	25,686	56,637	50,696
Nebraska.....	29	63	57
Nevada.....	4,066	8,966	8,026
New Mexico.....	634,978	1,400,086	1,253,241
North Dakota .....	53,224	117,355	105,046
Ohio.....	863	1,902	1,702
Oklahoma.....	7,867	17,346	15,527
Oregon.....	47	104	93
Pennsylvania.....	10	22	19
South Carolina.....	1	1	1
South Dakota .....	565	1,245	1,114
Texas.....	60,100	76,368	108,614
Utah.....	76,015	167,609	150,030
Virginia.....	39	86	77
Washington.....	8	18	17
West Virginia .....	471	1,038	929
Wyoming.....	563,956	1,243,488	1,113,067
<b>TOTAL.....</b>	<b>1,778,383</b>	<b>3,713,224</b>	<b>3,473,135</b>

<sup>1/</sup> Payments include Mineral Leasing and Associated Payments, National Petroleum Reserve – Alaska, National Forest Fund Payments to States, Payments to States from Lands Acquired for Flood Control, Navigation and Allied Purposes, royalty payments to Oklahoma, payments made to Coastal States and counties under Section 8(g) of the Outer Continental Shelf Lands Act, the Gulf of Mexico Energy Security Act of 2006, and late interest payments. Payments in all years above are reduced by the Net Receipts Sharing provision made permanent in the Bipartisan Budget Act of 2013. Amounts in all years reflect payments after sequestration adjustments required by the Budget Control Act of 2011. All years exclude BLM Rights of Way Payments, Geothermal Revenue Sharing Payments to counties under the Energy Policy Act of 2005, and any impacts of 2020 Budget Proposals.

<sup>2/</sup> May contain differences due to rounding.



## STAFFING <sup>1/</sup>

(Full-Time Equivalent Staff Years)

Bureau/Office	2018 Usage	2019 Estimated Usage	2020 Estimated Usage	Change
Bureau of Land Management.....	9,548	9,454	9,227	-227
Bureau of Ocean Energy Management.....	562	562	609	+47
Bureau of Safety and Environmental Enforcement.....	819	881	881	0
Office of Surface Mining Reclamation and Enforcement.....	398	398	398	0
Bureau of Reclamation.....	5,315	5,280	5,280	0
U.S. Geological Survey.....	7,687	7,687	6,937	-750
Fish and Wildlife Service.....	8,429	8,429	8,370	-59
National Park Service.....	19,032	19,114	18,688	-426
Bureau of Indian Affairs <sup>2/</sup> .....	6,981	6,976	4,569	-2,407
Bureau of Indian Education <sup>2/</sup> .....	0	0	2,448	+2,448
Departmental Offices				
Office of the Secretary.....	750	761	779	+18
Central Utah Project Completion Act.....	4	4	4	0
Office of Insular Affairs.....	29	34	36	+2
Office of the Solicitor.....	406	426	440	+14
Office of Inspector General.....	250	250	256	+6
Office of the Special Trustee for American Indians.....	563	546	504	-42
Department-wide Programs				
Wildland Fire Management.....	23	23	24	+1
Payments in Lieu of Taxes.....	2	2	2	0
Office of Natural Resources Revenue.....	599	627	627	0
Central Hazardous Materials Fund.....	4	4	4	0
Natural Resource Damage Assessment & Restoration.....	15	16	11	-5
Working Capital Fund and Franchise Fund.....	1,532	1,554	1,553	-1
National Indian Gaming Commission.....	113	126	132	+6
<b>TOTAL, DEPARTMENT OF THE INTERIOR.....</b>	<b>63,061</b>	<b>63,154</b>	<b>61,779</b>	<b>-1,375</b>
Utah Reclamation Mitigation and Conservation Account.....	10	10	10	0
<b>COMBINED TOTAL.....</b>	<b>63,071</b>	<b>63,164</b>	<b>61,789</b>	<b>-1,375</b>

<sup>1/</sup> All FTE numbers include allocated, permanent, and reimbursable FTE.

<sup>2/</sup> The budget proposes to establish the Bureau of Indian Education as an independent bureau with a separate budget structure.