

FISHERIES UPDATE FOR THE WEEK OF JULY 22-28, 2019. Report #9
Compiled by George Pappas - (907) 786-3822, George_Pappas@fws.gov Office of
Subsistence Management, USFWS.

The purpose of the weekly fisheries update is to provide the reader with an overall summary of the status of subsistence related fisheries throughout the state of Alaska. The target audience is the Federal Subsistence Board and its Staff Committee. The report was compiled with the assistance of the Federal in-season managers and OSM staff that provided weekly updated information by the close of business on Friday of the reporting week. My goal is to have the report sent by the close of business the following Monday. Please keep in mind, many of the authors do not have alternates or are deployed in the field on occasion and do not have access to communications to submit a weekly report. Web links have been included to provide additional information. You may obtain additional information on a fishery of particular interest by contacting the in-season manager, provided contacts, follow the provided web links, or contact me.

SOUTHEAST ALASKA

Falls Lake - The Forest Service and the Organized Village of Kake operate the Falls Lake trap and video net weir which was operating as of June 26. Sockeye have just started entering the lake which is a bit later than usual. The water temperature peaked at 19C (66F) on July 14 and is now about 17C. As of July 28, 158 Sockeye Salmon have been counted above the fish pass in the lake and about 450 have been harvested in the subsistence fishery. The final escapement estimate in 2018 was 2,261 Sockeye Salmon while the final subsistence and sport harvest in the marine terminal area was 720. Subsistence harvest accounted for 90% of terminal area harvest.




Figure 1. Aerial photo of the Falls Lake outlet illustrating the typical location of weir equipment.

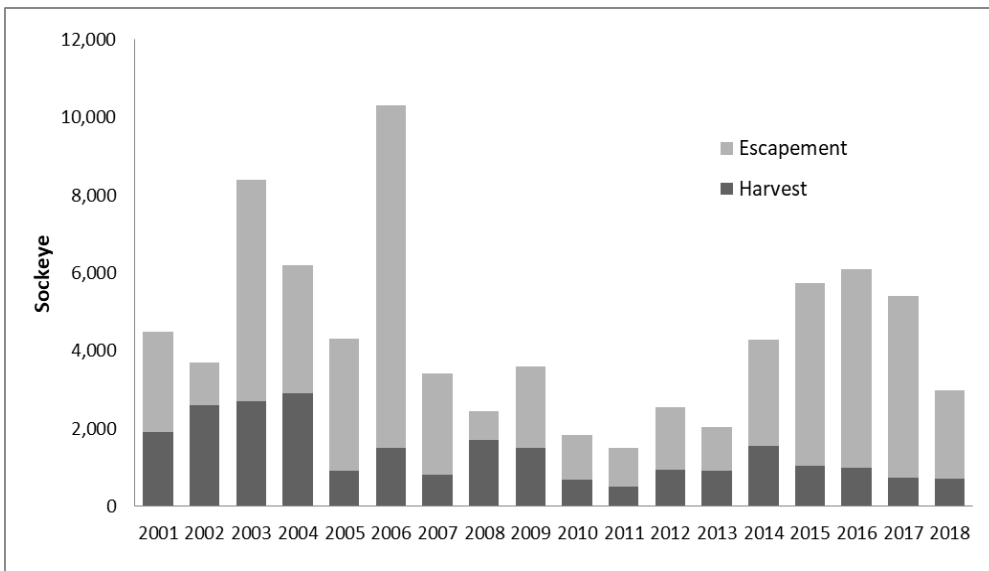


Figure 2. Escapement plus harvest equals total terminal run of Sockeye Salmon at Falls Lake, 2001-2018.

Klag Bay - The Sitka Tribe of Alaska operates the Sockeye Salmon monitoring weir at Klag Bay which was operational the last week in June. As of July 28, 490 Sockeye Salmon have been counted. Escapement is flow dependent and recent precipitation

resulted in increased flow and 475 Sockeye Salmon passing on July 28. As of July 28, 1,231 Sockeye Salmon have been harvested in the State subsistence fishery in Klag Bay. In 2018, approximately 2,444 sockeye migrated past the weir while an estimated 1,387 were harvested in the marine terminal area subsistence and sport fishery. Subsistence harvest accounted for over 99% of terminal area harvest.

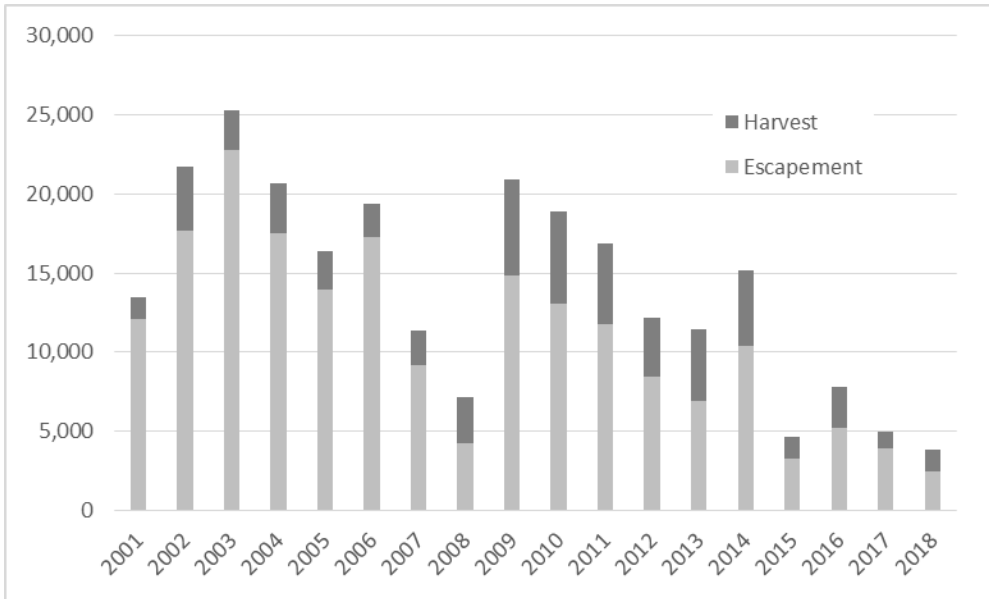


Figure 3. Reported harvest, escapement, and exploitation rate for Klag Lake Sockeye Salmon, 2001-2018.

Redoubt Lake - The Forest Service operates the Redoubt Lake weir which was operational June 15. As of July 28, 32,455 Sockeye Salmon have been counted which is above average. On July 9, in accordance with the Redoubt Lake Management Plan, the individual/household subsistence sockeye possession limit was set at 25 and the individual/household subsistence sockeye annual limit was set at 100. There are many people catching Sockeye Salmon at Redoubt Lake outlet and almost all reports indicate excellent fishing opportunity. Over 5,000 Sockeye Salmon have been caught in Redoubt Bay during recent commercial seine openings.

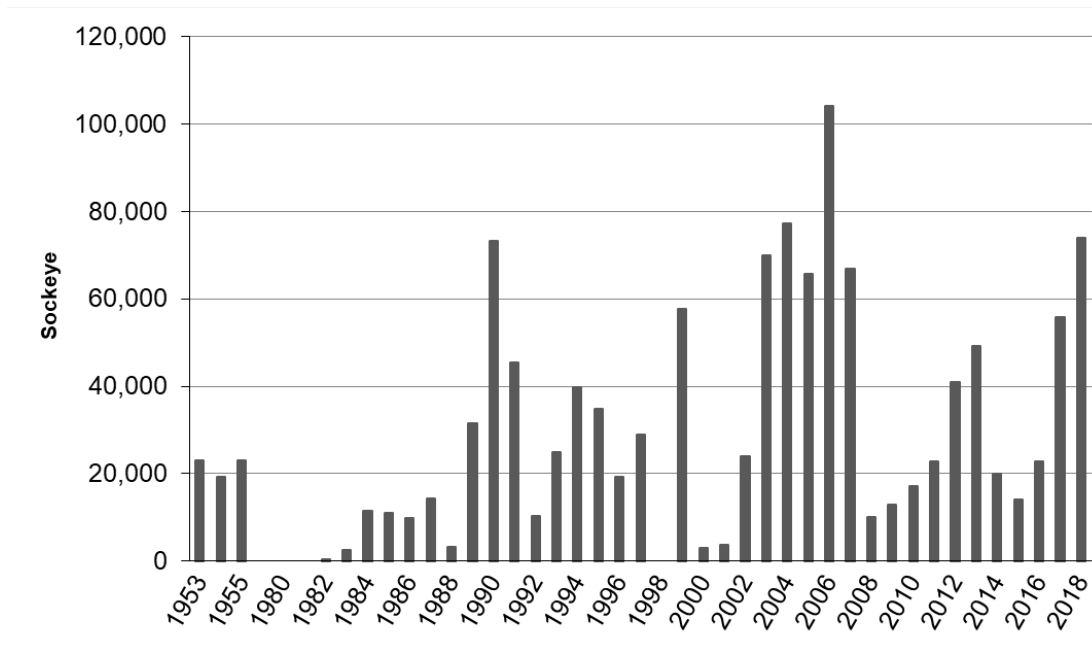


Figure 4. Annual Sockeye Salmon expanded escapement into Redoubt Lake for years with data: 1953 to 1955, 1982 to 1997, and 1999 to 2018. The weir was not operated in 1998.

Gut Bay - The Forest Service and the Organized Village of Kake began monitoring escapement and harvest of Gut Bay Sockeye Salmon this year. Gut Bay is located south of Falls Lake on Baranof Island and is an important source of Sockeye Salmon for the village of Kake. Very little is known about the magnitude of this run. The weirs were installed on June 20 and as of July 28, 365 Sockeye Salmon have been counted. About 200 have been harvested in the State subsistence fishery in Gut Bay. The water temperature was 9C during project setup on June 20. The water temperature peaked at 15C on July 18 and is now about 12C. This drainage is probably one of the cooler Sockeye Salmon systems because the lake is small and does not receive much solar energy.

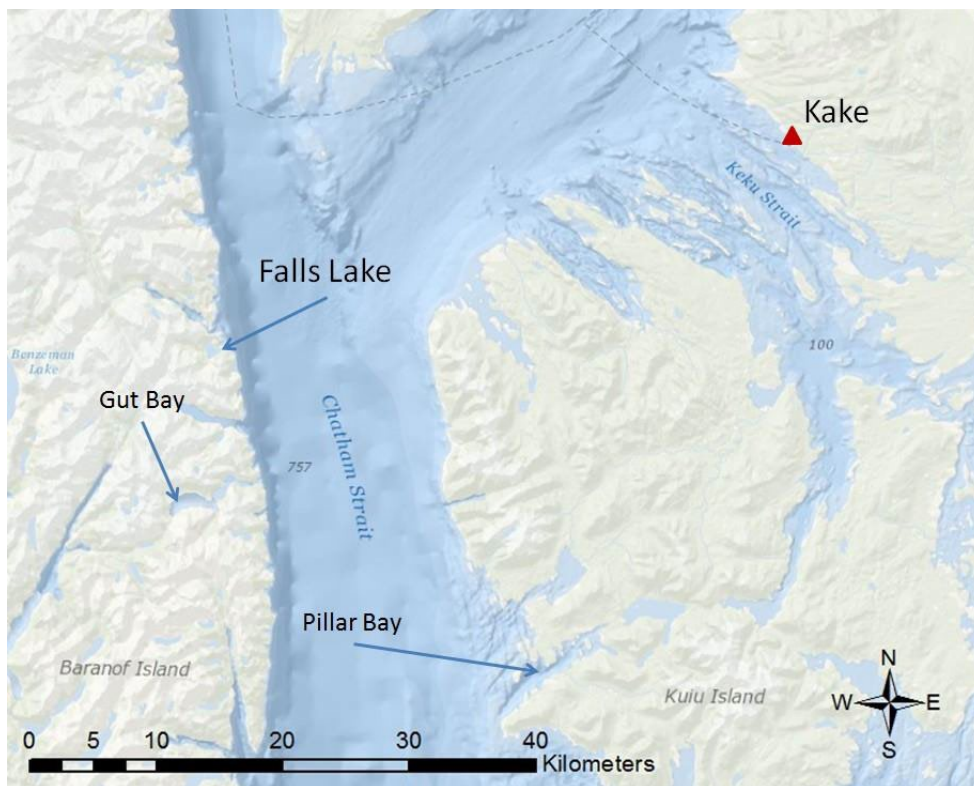


Figure 5. Location of Gut Bay in relation to Falls Lake and the village of Kake

Sitka Sound Pacific Herring – The commercial, subsistence, and spawning season for Pacific Herring in Sitka Sound occurs about mid-March through mid-April. The commercial sac roe herring fishery did not occur in 2018. The guideline harvest level (GHL) was 12,869, however, marketable size fish could not be located in high enough quantity to warrant a fishery. Accounts from the Sitka Tribe of Alaska and other harvesters indicate good quantity and quality of subsistence roe harvest. Miles of shoreline receiving herring spawn indicates the spawning season was about average. However, preliminary estimates of spawn-extent from shore, and deposition are encouraging and may bolster the post spawn biomass population estimate. This estimate will be available this Fall.

[Alaska Department of Fish and Game news release with a synopsis of the commercial season](#)

Petersburg and Wrangell Area – Robert Cross, Forest Service Tongass National Forest,
 Robert Cross, (907)772-5944, robert.cross@usda.gov

No new information to report, update expected next week.

This year’s run of Chinook Salmon to the Stikine River is weak, forecasted at 8,250 fish. This forecast is well below the bottom range of the 14,000 to 28,000 fish goal. Directed commercial, sport, and subsistence fisheries in the area have been closed to protect this return.

Due to a low forecast for the Mainstem portion of the Stikine River Sockeye Salmon run, the Federal subsistence Sockeye Salmon fishery was closed. The closure was effective Sunday, July 21, 2019 at 11:59 p.m. and will remain in effect through the rest of the 2019 season which ends July 31. The estimated cumulative subsistence salmon harvest is 20 large Chinook, and 1,700 Sockeye Salmon.

The 2019 preseason forecast for the Stikine River is 90,000 Sockeye Salmon which is below the average 153,000 fish. The forecast includes 66,000 Tahltan Lake and 24,000 Mainstem Sockeye Salmon. The escapement objective for Tahltan bound Sockeye Salmon is 18,000 and 30,000 for the Mainstem component. Both Canadian and US fisheries are seeing harvests below expectations, indicating a total run size lower than the preseason forecast. This action is necessary for Sockeye Salmon conservation in the Stikine River and to meet obligations of the Pacific Salmon Treaty. The Alaska Department of Fish and Game (ADF&G) has also taken actions in the State managed fisheries to reduce the harvest of Stikine River Sockeye Salmon. The closure of the Sockeye Salmon fishery does not affect the Stikine River Federal subsistence Coho Salmon fishery beginning August 1, 2019.

Currently, all purse seine and non-terminal harvest area troll fisheries are closed in Districts 6 and 8. There was a restricted drift gillnet opportunity in Districts 6 and 8 open from 12:01 p.m., Sunday, July 7, through 12:00 noon, Tuesday, July 9, 2019. District 7 purse seining opened from 5:00 a.m. to 8:00 p.m., Thursday, July 18, 2019. More information can be found in the [ADG&G press release](#). The total commercial purse sein harvest estimate in district 7 (Anita Bay) is 1,000 Chinook and 200 chum salmon.

	Chinook	Sockeye	Coho	Pink	Chum	Total
District 7	0	8	2	1,167	300	1,477

A restricted commercial drift gillnet fishery is open in Districts 6 from 12:01 p.m., Sunday, July 21, through 12:00 noon, Tuesday, July 23, and District 8 from 12:01 p.m., Sunday, July 21, through 12:00 noon, Wednesday, July 24. More details can be found in the [ADF&G press release](#). The total commercial drift gillnet harvest estimate in Anita Bay (District 7) is 3,300 Chinook and 1,200 chum salmon.

	Chinook	Sockeye	Coho	Pink	Chum	Total
District 6	150	3,000	1,700	40,000	8,500	53,350
District 8	500	800	90	1,800	3,000	6,190

Yakutat, Juneau, and Admiralty areas of Northern Southeast Alaska - Jake Musslewhite (907-789-6256; jacob.g.musslewhite@usda.gov), Forest Service, Tongass National Forest
July 22, 2019

Sitkoh Lake sockeye salmon: The Sitkoh Lake video weir (Figure 1) was installed on July 6 by project personnel from the Forest Service and the Angoon Community Association (ACA). The project uses a pair of remotely monitored video net weirs to count fish entering Sitkoh Lake, on the southeast corner of Chichagof Island. Video from the site is streamed to the ACA office, where it is recorded on a computer. Live video feed and clips from the weir can be accessed over the internet at <http://sitkohlake.ddns.net:81> . To date, no sockeye have been counted through the weir, due to low, warm water and a beaver dam (Figure 2) downstream blocking access to the lake. A Forest Service crew will travel to the site this week to open fish passage through the dam to ensure that sockeye can make it to the lake to spawn.



Figure 1. The Sitkoh Lake video weir, at the outlet of Sitkoh Lake.



Figure 2. A beaver dam on Sitkoh Lake Creek.

Neva Lake sockeye salmon: A crew from the Forest Service and the Hoonah Indian Association (HIA) installed the Neva Lake weir near Excursion Inlet on June 19 (Figure 3). This swim-through video weir is remotely monitored and maintained by a HIA crew living in Excursion Inlet. The recent rain has finally brought sockeye through the Neva Lake weir and into the lake. As of July 27, a total of 234 sockeye have been counted through the weir, almost all within the past couple of days (Figure 4). Live video from the weir is available on the internet at <http://nevalake.ddns.net:81>. Viewers can see underwater views of the video chute, site views from the surveillance cameras, and view recent motion-triggered clips.



Figure 3. A Belted Kingfisher surveys the Neva Lake weir.



Figure 4. Video capture of a Sockeye Salmon passing through the video chute at the Neva Lake weir.

Southeast Alaska Web Links

Tongass National Forest News Room <http://www.fs.usda.gov/news/tongass/news-events>

Federal Subsistence Fisheries Regulations for Southeastern Alaska Area
http://www.doi.gov/subsistence/regulation/fish_shell/upload/Southeast.pdf

ADF&G Sport and Personal Use Fishing News Release and Emergency Order Link
<http://www.adfg.alaska.gov/sf/EONR/index.cfm?ADFG=region.R1>

ADF&G Commercial Fisheries News Release and Emergency Order Link
<http://www.adfg.alaska.gov/index.cfm?adfg=cfnews.main>

Weekly ADF&G Sport Fishing Reports for Southeast Alaska
<http://www.adfg.alaska.gov/sf/FishingReports/index.cfm?ADFG=R1.home>

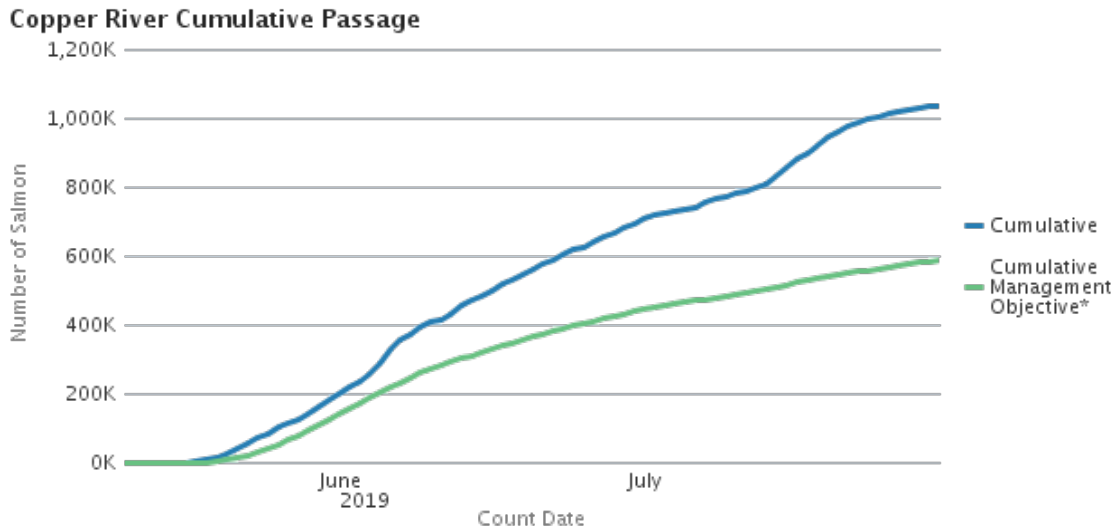
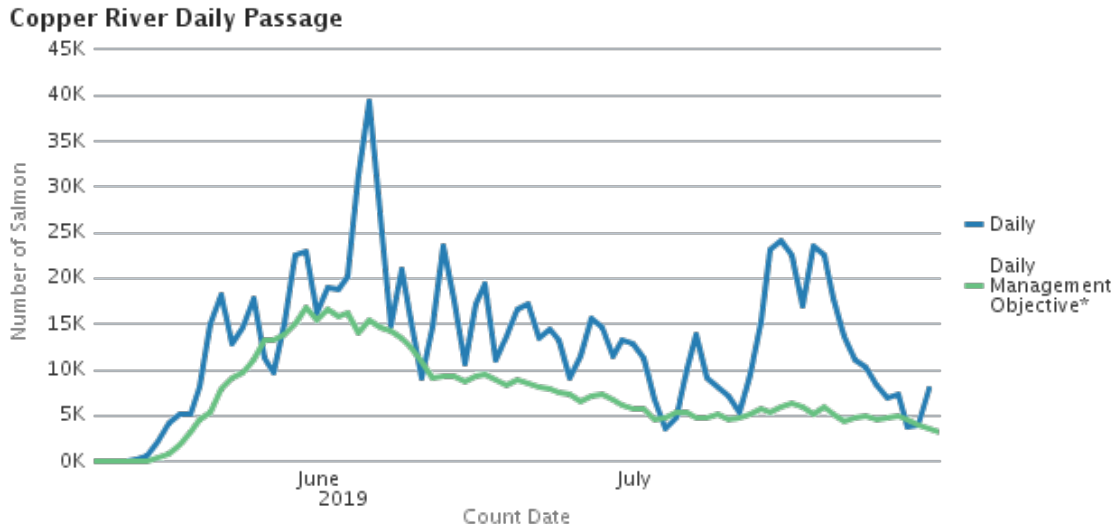
Statewide ADF&G Fish counts
<http://www.adfg.alaska.gov/sf/FishCounts/>

SOUTHCENTRAL ALASKA

PRINCE WILLIAM SOUND – COPPER RIVER

The ADFG sonar at Miles Lake (located just downstream of the Million Dollar Bridge in the Copper River) has estimated 1,039,354 salmon to have migrated upstream for the season through July 28. This estimate is above the upper bound of the in-river goal for the season (618,000 to 1.01 million salmon) and is 77% above the projected passage of 588,185 for this date. Estimates are currently being reported from both the south and north bank sonars, with a daily estimate of 8,010 salmon passing the sonar on July 28.

2019 Upper Copper River Salmon Passage at Miles Lake Sonar through July 28.



Source:

http://www.adfg.alaska.gov/index.cfm?adfg=commercialbyareacopperriver.salmon_escapement

The total Copper River District commercial harvest reported for the season through July 26 is 1,214,167 Sockeye Salmon, 17,814 Chinook Salmon, 453 Coho Salmon, 96,776 Pink Salmon, and 24,404 Chum Salmon.

The State subsistence fishery in the Glennallen Subdistrict opened on June 1. The State personal use fishery in the Chitina Subdistrict opened on June 7 and is currently scheduled to be open through August 4.

The Federal subsistence fishery in the Chitina Subdistrict opened on May 15 and is expected to remain open through September 30. One hundred and eighty (180) Federal Chitina Subdistrict permits have been issued on the FWS online data base. Additional permits for this subdistrict have been issued in Chitina and Kennecott, NPS ranger stations that do not have internet connectivity.

The Glennallen Subdistrict opened for Federal subsistence users on May 15 and is expected to remain open until September 30. Three hundred and thirty (330) Federal Glennallen permits have been issued on the FWS online data base. Additional permits for this subdistrict have been issued in Chitina and Kennecott, NPS ranger stations that do not have internet connectivity.

The Batzulnetas fishery is open. One (1) Federal permit has been issued.

The Native Village of Eyak Baird Camp fish wheels captured and tagged 4,946 Chinook Salmon for the season. Tagging operations were discontinued on July 2. The upriver fish wheels at Canyon Creek have captured and examined 2,727 Chinook Salmon for the season, of which, 307 were recaptured fish that had been tagged at the downstream wheels.

Due to a lack of funding, the fish weirs at Tanada Creek and Long Lake will not be operated this year.

The ADFG counting tower in the Gulkana River was set up for operation on May 31. The reported cumulative passage estimate through July 28 is 7,824 Chinook Salmon.

No Federal Special Actions have been issued by the in-season manager this season.

Links:

ADF&G Miles Lake daily sonar estimates

http://www.adfg.alaska.gov/index.cfm?adfg=commercialbyareacopperriver.salmon_escapement

NVE's Chinook Escapement Monitoring project in the Copper River

<http://eyak.fishscan.com/Summary/DailySummary.aspx>

ADF&G Copper River In-season Commercial Harvest Estimates

<http://www.adfg.alaska.gov/index.cfm?adfg=commercialbyareacopperriver.harvestsummary>

ADF&G Gulkana River counting tower

<http://www.adfg.alaska.gov/sf/FishCounts/index.cfm?ADFG=main.displayResults&COUNTLOCATIONID=6&SpeciesID=410>

ADF&G Emergency Orders and News Releases

<http://www.adfg.alaska.gov/sf/EONR/index.cfm?ADFG=area.list&Year=2018&AreaID=33>

PWS and Copper River Delta – Milo Burcham, Chugach National Forest, Cordova. 6 June 2017.

(907) 424-4759 mburcham@fs.fed.us

A total of 46 Federal Subsistence fishing permits have been issued for freshwaters within the Chugach National Forest portion of the Prince William Sound area of to date. Harvest by this year's permit holders will not be known until reports are returned this winter. Ninety-seven permits were issued in 2018 resulting in the reported harvest of 255 coho and 96 sockeye from fresh waters of the Copper River Delta.

Our aquatics program does some stream temperature monitoring on the Chugach National Forest. Glacier and snow-melt dominated streams were cooler than average during record-breaking warm spell due to increased melt.

Point measurements at a dozen low elevation precipitation-fed streams in Prince William Sound found water temperatures were remaining below 14 degrees C. The caveat, however, is that many streams had dry mouths due to low discharge, so salmon were unable to access spawning grounds in many smaller stream systems during mid-July.

We suspect that broad shallow lakes may have exceeded temperature thresholds for adult salmon during the record-breaking heat wave, but we won't know until we download our remote temperature loggers. The Chugach NF monitors water temperature at 40 salmon spawning sites across the Copper River Delta, Prince William Sound, and the eastern Kenai Peninsula. We will distribute additional information about water temperature at these sites after we download, compile, and analyze the data over the winter.

COOK INLET AREA – Jeff Anderson, Field Supervisor, Kenai Fish and Wildlife Field Office (907) 260-0132 Jeffry_Anderson@fws.gov

A total of 346 permits for Cook Inlet Federal subsistence fisheries have been issued to qualified rural residents through July 27. This includes 255 Household Annual permits (KKTCI3), 81 General Subsistence Fishing permits (KKTCI2), and 10 Designated Fisher permits.

The 2019 subsistence dip net fisheries for salmon began on the Kenai and Kasilof rivers June 15 and June 16, respectively. Harvest reported through July 27 in the dip net fishery at Russian River Falls is 1,073 Sockeye Salmon. Harvest reported through July 27 in the Kasilof River dip net fishery is 28 Sockeye Salmon.

The Kasilof River experimental community gillnet fishery began on June 16 and continues through August 15. Harvest reported through July 27 includes 553 Sockeye Salmon and 6 Pink Salmon.

Regulatory periods for the Kenai River community gillnet fishery are from July 1 through August 15 and from September 10 – 30. Harvest reported through July 27 includes 1,282 Sockeye and 1 Pink salmon.

Fish counts at some Alaska Department of Fish and Game-operated assessment projects are available on-line at

<http://www.adfg.alaska.gov/sf/FishCounts/index.cfm?ADFG=main.home>

Kodiak Island Area – Michael Brady, Refuge Manager, - Kodiak NWR
(907) 487-0226 or michael_brady@fws.gov or Kevin Van Hatten (907) 487-0230
Kevin_VanHatten@fws.gov

The sockeye salmon returns to the Kodiak archipelago continues to be strong, with most systems meeting their lower escapement goals with the Buskin River meeting exceeding its upper escapement goal.

The sockeye salmon escapement into the Buskin River continues to be medium in strength. As of July 25, 2019, a total of 10,722 fish have migrated past the ADF&G weir.

Sockeye salmon escapement to the Litnik River on Afognak Island had a slow start but continued to improve over the past several weeks. The run timing was within its normal range but more fish migrated into the system towards the end of the run. As of July 25, 2019, a total of 25,139 fish have passed through the weir.

The Karluk River late sockeye salmon escapement continues at a fairly moderate rate with a total of 7,716 fish passing through the weir as of July 25, 2019. Subsistence users from Karluk village and Larsen Bay have met their needs. Due to the high sockeye salmon harvest numbers, villagers are able to share their catch with others and have been hard at work smoking their catch.

Chinook returns to the Karluk River are nearly complete, and has meet the lower escapement goal of 3,000 fish. Please note that in the weekly report for July 12, it was stated that the Karluk River Chinook run did not meet its lower escapement goal, this is not correct. As of July 25, 2019, a total of 3,768 Chinook salmon has passed the weir, which is above the lower escapement goal.

Federal Subsistence Fisheries Regulations for Kodiak Area
<http://alaska.fws.gov/asm/pdf/fishregs13/kodiak.pdf>

**BRISTOL BAY, CHIGNIK, ALASKA PENINSULA, and ALEUTIAN ISLANDS –
Jonathon Gerken Fisheries Branch Chief Anchorage Fish and Wildlife Field Office**

All of the assessments of salmon returns are conducted by the Alaska Department of Fish and Game (ADF&G), and provide the basis for any inseason assessment and management.

Bristol Bay:

All rivers have met escapement goals.

Sockeye Salmon escapement counts for the date of July 27 are:

- 820,458 fish on the Alagnak River (weir pulled on July 24)

- 2,326,176 fish on the Egegik River (weir pulled on July 23)
- 222,444 fish on the Igushik River
- 2,371,243 fish on the Kvichak River
- 2,911,470 fish on the Naknek River (weir pulled on July 23)
- 696,700 fish on the Nushagak River, 43,962 Chinook Salmon.
- 200,544 fish on the Togiak River
- 1,494,696 fish on the Ugashik River
- 2,073,276 fish on the Wood River (weir pulled on July 21)

The preliminary commercial harvest estimate for July 27 is 43.6 million, with Sockeye Salmon accounting for 98% of the harvest.

Chignik:

The cumulative weir count as of July 28 is 534,442 Sockeye Salmon with 316,082 fish attributed to the early run and 218,360 attributed to the late-run. The interim escapement goal based on historical run timing for this date is 350,000 to 448,000 early-run fish and 110,000 – 2000,000 late-run fish. Current information indicates that the early-run Sockeye Salmon is unlikely to meet the lower end of the biological escapement goal of 350,000 fish. The late-run appears to be above average and currently on track to exceed the upper end of the escapement goal. The transition point from early-run to late-run typically occurs on July 31 as most fish entering the river are genetically identified as late-run fish. The ADF&G conducts weekly genetic sampling to distinguish early- and late-run fish, as of July 19, the percentage ratio was 19% early-run and 81% late-run.

Federal waters in the Chignik River Management Area were liberalized to allow fishing to all users on July 25. An emergency special action 08-SS-02-19 rescinded an earlier emergency special action (08-SS-01-19) to restrict federal waters to federal users. The restrictions implemented through Emergency Special Action 8-SS-01-19 are no longer necessary as the escapement is now primarily composed of late-run Sockeye Salmon. Impacts to the early-run Sockeye Salmon harvest are likely minimal at this point in the Chignik River drainage Sockeye Salmon run.

Chinook Salmon counts enumerated at the ADF&G weir as of July 28 are 1,384 fish. The Chinook Salmon run has met the lower end of the escapement goal, which has not been met since 2016.

The ADFG has scheduled commercial periods in all Chignik Management Area districts to target the late-run Sockeye Salmon, Pink, and Chum Salmon. The current period ends on Tuesday July 30.

Alaska Peninsula and Aleutian Islands:

There are numerous salmon stocks and fisheries throughout the Alaska Peninsula. Federal waters are primarily located on upper headwater portions of the streams flowing on the North Peninsula, whereas Federal waters on those streams flowing on the South Peninsula are more encompassing within each watershed.

Sockeye Salmon escapement count for the date of July 27 are:

- 110,102 fish on the Nelson River, 11,653 Chinook Salmon – Met escapement goal
- 265,107 fish on the Bear River
- 74,345 fish on the Ilnik River (weir was pulled on July 18).
- 3,992 fish on Orzinski River (south peninsula)
- 67,509 fish on the Sandy River (weir was pulled on July 24).

Commercial periods have been scheduled and implemented with the total commercial harvest as of July 27 at 15.4 million fish, with Pink Salmon accounting for 72% of the harvest.

Aleutian Island fisheries are projected to provide for escapement and subsistence harvests.

Federal Subsistence Fisheries Regulations for Bristol Bay Area
http://www.doi.gov/subsistence/regulation/fish_shell/upload/Bristol.pdf

Federal Subsistence Fisheries Regulations for Chignik Area
http://www.doi.gov/subsistence/regulation/fish_shell/upload/chignik.pdf

Southcentral Alaska Web Links

Federal Subsistence Management Fisheries News Releases
<http://www.doi.gov/subsistence/news/fishing/index.cfm>

ADF&G Sport and Personal Use Fishing News Release and Emergency Order link
<http://www.adfg.alaska.gov/index.cfm?adfg=fishingSportFishingInfo.R2>

ADF&G Commercial Fisheries News Release and Emergency Order Link
<http://www.adfg.alaska.gov/index.cfm?adfg=cfnews.main>

Weekly ADF&G Sport Fishing Reports for Southcentral Alaska
<http://www.adfg.alaska.gov/sf/FishingReports/index.cfm?ADFG=R2.Home>

Statewide ADF&G Fish counts:
<http://www.adfg.alaska.gov/sf/FishCounts/>

Yukon River

Gerald Maschmann, Fish Biologist USFWS Fairbanks Office.

Gerald_Maschmann@fws.gov or

Fred Bue Fredrick_Bue@fws.gov

Summer Season Summary

The summer management season has ended in the lower Yukon. Districts 1 - 4 transitioned to fall season management. District 5 will transition this week. The preliminary Summer Chum Salmon run size is projected to total around 1.75 million fish for the season. This includes the number estimated to have passed the Pilot Station sonar, the Andraefsky River, and harvest below the sonar. Although below average and below the preseason outlook, a run of this size is large enough to provide for escapement, subsistence harvests, and other uses. The Chinook Salmon run is projecting a near average size (1995-2018) of 220,000 fish at this time. This is just below the upper end of the preseason forecast of 168,000 to 241,000 fish and is better than 2018. Based on the Chinook Salmon passage past the Pilot Station sonar and the harvest restrictions that were implemented early in the season, the 2019 Chinook Salmon run should be adequate to meet escapement goals and the Canadian border passage objective.

Unfortunately, both Chinook and Summer Chum Salmon escapement projects are not showing the returns expected for runs of this size, with the exception of the East Fork Andraefsky weir. One thought is that near record high water temperatures in the Yukon drainage may be having a negative impact on Chinook and Summer Chum salmon migration. Fishermen in tributaries, particularly the Koyukuk River, have been reporting dead, pre-spawn Summer Chum Salmon floating in the rivers. Additionally, With the Andraefsky River faring slightly better, it could be that lower Yukon tributary stocks travel a shorter distance and spend less time in the mainstem Yukon and thus experience a lower mortality rate due to heat stress.

Summer Season Escapement Information

Through July 27, the East Fork Andraefsky River weir has passed 5,084 Chinook Salmon, well above the average for this date and just above the top end of the escapement goal range of 2,100-4,900. The Summer Chum Salmon passage of 48,700 is below the median of 55,457 for this date, but above the escapement goal of 40,000. The Anvik Sonar has ceased operations and has a preliminary end of season passage of 249,254 Summer Chum Salmon, well below the median of 249,013, and well below the minimum escapement goal range of 350,000-700,000. The Gisasa River weir has passed 1,300 Chinook Salmon, below the average of 2,025, and 18,458 Summer Chum Salmon, well below the median of 45,003. The E.F. Andraefsky and Gisasa River weirs will cease operations this week. The Henshaw Creek weir has passed 381 Chinook Salmon, well below the average of 1,077, and 27,774 Summer Chum Salmon, below the median 165,599. The Chena River tower has passed 1,632 Chinook Salmon, well below the average of 6,018, and below the minimum escapement goal range of 2,800-5,700, and 422 Summer Chum Salmon, well below the average of 3,265. The Chena River Chinook Salmon run is not expected to meet its minimum escapement goal. The Salcha River

tower has passed 3,019 Chinook Salmon, well below the average of 8,065, and below the minimum escapement goal range of 3,300-6,500, and 868 Summer Chum Salmon, well below the average of 6,689. The Salcha River Chinook Salmon run is projected to meet its minimum escapement goal. The Eagle sonar has passed an estimated 25,161 Chinook Salmon through July 27, well below the average of 38,924 for this date. The third, final, and largest Pulse should be arriving this week and passage is expected to pick up.

The two Canadian projects reporting at this time are the Upper Porcupine River and Big Salmon River sonars. It's still early, but both projects are slightly above average.

The preliminary summer season commercial harvest from fifteen periods is 225,000 Summer Chum Salmon and 2,569 Chinook Salmon. 870 Chinook Salmon are estimated to have been harvested and taken home for subsistence purposes.

Fall Season Outlook

The Yukon River Drainage Fall Chum Salmon Management Plan went into effect for Districts 1 through Subdistrict 4. Up river management districts and subdistricts will switch to fall season management as the Fall Chum Salmon migration reaches those areas. The lower river test fishery began fall season operations on July 16, the Mountain Village test fishery began on July 18, and the mainstem sonar near Pilot Station began reporting all chum salmon as fall chum salmon on July 19. It's still early in the fall management season with the average $\frac{1}{4}$ point at the Pilot Station sonar on July 31. The 2019 Fall Chum Salmon preseason run projection, based on the summer chum to fall chum salmon relationship, is for a run size range of 500,000 to 750,000 fish. This level of abundance is typically sufficient to meet escapement and subsistence needs with very little surplus available for commercial and personal use purposes.

Fall Season Management Actions

Subsistence salmon fishing in the Coastal District and District 1-3 is open 7 days per week except for 12 hours before, during, and 12 hours after commercial fishing periods. Subsistence salmon fishing in District 4 has been relaxed from two, 48-hour periods per week to 5-days per week. District 5 is anticipated to be relaxed once Fall Chum Salmon begin reaching the district.

Consultation

Extensive public outreach and consultation was performed during the fall of 2018 and spring of 2019 to inform and seek input from Yukon River fishermen and stakeholders. Outreach has continued through the summer via the YR DFA weekly teleconferences. The eighth teleconference occurred on July 23. Fishermen in Districts 1-4 are done with summer season fishing and reported meeting their needs. Most fishermen in Subdistricts 5-A, 5-B, and 5-C are done or just finishing up and noted that the fish condition was showing signs of being near the end of the run. Subdistrict 5-D fishermen in Fort Yukon are also nearly done and also noted that the run appears to be nearing the end. Fishermen in upper 5-D near Eagle reported being about halfway done.

KUSKOKWIM RIVER

In Season Manager – Vernon “Ray” Born, Refuge Manager, Yukon Delta National Wildlife Refuge Contact Vernon_Born@fws.gov (907) 543-3151 or Lewis_Coggins@fws.gov

Summary:

The Kuskokwim River main stem currently has no restrictions. All tributaries of the Kuskokwim River area still closed to the retention of Chinook Salmon until further notice.

As of July 28, 2019 the escapement of Chinook salmon at the Kwethluk weir has met its lower end of its escapement goal at 6,322. Chum salmon counts are at 22,341 and Sockeye salmon counts are at 20,671.

Test Fisheries:

As of July 27, 2019 the CPUE for Chinook at the Bethel test fish is at 844. The 2018 and 2017 Chinook CPUE for this day were at 660 and 364, respectively.

As of July 27, 2019 the CPUE for Chum at the Bethel test fish is at 4,036. The 2018 and 2017 Chum CPUE for this day were at 7,824 and 6,594, respectively.

As of July 27, 2019 the CPUE for Sockeye at the Bethel test fish is at 1,550. The 2018 and 2017 Sockeye CPUE for this day were at 2,072 and 2,554, respectively.

Yukon-Kuskokwim-Interior Alaska Web Links***Federal Subsistence Management Fisheries News Releases:***

<http://www.doi.gov/subsistence/news/fishing/index.cfm>

Federal Subsistence Fisheries Regulations for Yukon–Northern Area

http://www.doi.gov/subsistence/regulation/fish_shell/upload/Yukon.pdf

NEW = Kuskokwim River Updates Hosted on OSM Website

<http://www.doi.gov/subsistence/kuskokwim.cfm>

Federal Subsistence Fisheries Regulations for Kuskokwim Area

http://www.doi.gov/subsistence/regulation/fish_shell/upload/Kusko.pdf

ADF&G Sport and Personal Use Fishing News Release and Emergency Order link:

<http://www.adfg.alaska.gov/sf/EONR/index.cfm?ADFG=region.R3>

ADF&G Commercial Fisheries News Release and Emergency Order Link:

<http://www.adfg.alaska.gov/index.cfm?adfg=cfnews.main>

Weekly ADF&G Sport Fishing Reports for Interior Alaska:

<http://www.adfg.alaska.gov/sf/FishingReports/index.cfm?ADFG=R3.home>

Statewide ADF&G Fish counts:

<http://www.adfg.alaska.gov/sf/FishCounts/>

Northwest Alaska – Ken Adkisson, National Park Service, Nome.

(907) 443-6104 ken_adkisson@nps.gov

Norton Sound District

Salmon Fishing Management: The department will begin to manage for silver salmon when the silver salmon catch exceeds the chum salmon catch. This would be expected during the next fishing period in southern Norton Sound. In northern Norton Sound, this would be expected to occur during the first week of August.

Commercial Fishing: The commercial catch through Tuesday morning July 23 was 1,200 kings, 4,200 sockeyes, 70,000 pinks, 111,000 chums and 2,300 silvers. The king harvest was the highest in 20 years. The sockeye harvest was a record. The commercial catch for kings, sockeyes and pinks were within the department forecast. The chum catch will finish above the 10-year average but fall short of the recent 5-year average of 141,000 fish and the above average forecast of 170,000 to 220,000 fish. The silvers are showing on schedule, but not as strong as forecast.

T

Other Coastal Waters (Stebbins and St. Michael)

Subsistence Fishing: The coastal waters are open to subsistence fishing 7 days a week.

Subdistricts 6 (Unalakleet)

Federal Closure: Effective July 1, 2019, the Federal public waters of the Unalakleet River upstream from the Chirosky River were closed by Federal regulation to the taking of Chinook salmon by all users from July 1 to July 31. The BLM field manager is authorized to open the closed area to federally qualified subsistence users or to all users when run strength warrants.

Subsistence Fishing: Net fishing is open seven days a week. Gillnet length allowed is 50 fathoms except in the Unalakleet River only 25 fathoms is allowed.

Commercial Fishing: The cumulative catch was 800 kings, 2,100 sockeyes, 29,000 pinks, 38,000 chums and 1,400 silvers by 50 permit holders. The silver catch was slightly above average.

Due to weather, the commercial salmon fishing period in the Subdistrict ending 6 PM Sunday, July 21 was extended for 48 hours until 6 PM Tuesday, July 23. With high seas

forecast for Thursday and Friday, that period was further extended for 24 hours until 6 PM Wednesday, July 24. Commercial salmon fishing then reopened for 48 hours in the Subdistrict from 6 PM Friday, July 26 until 6 PM Sunday, July 28 when the weather improved. Permit holders were limited to 100 fathoms of net in aggregate length.

Unalakleet River Floating Weir — A cooperative project of Fish and Game, Norton Sound Economic Development Corporation (NSEDC), Native Village of the Unalakleet and BLM, with major funding provided by the U. S. Fish and Wildlife Service, Office of Subsistence Management. Escapement goals for the weir have not yet been established. The cumulative counts to July 25 were 6,400 kings, 49,000 chums, 900 sockeyes, 961,000 pinks* and 900 silvers. The silver count is running the third highest for the period.

*Picket spacing at the Unalakleet weir allows most pinks to pass through without being counted.

North River Tower — Camp J. B. — A Cooperative Project of NSEDC with assistance from ADF&G. The project has escapement goals of 1,200-2,600 kings, 25,000 pinks, 550-1,100 silvers (aerial survey) and no goal yet established for chums. The cumulative counts to July 25 were 3,200 kings, 9,400 chums, 1.9 million pinks and 468 Silvers. The silver count is running slightly above average.

Subdistrict 5 (Shaktoolik)

Subsistence Fishing: Net fishing is open seven days a week.

Commercial Fishing: The cumulative catch was 260 kings, 1,500 sockeyes, 19,000 pinks, 31,000 chums and 800 silvers by 25 permit holders. The silver catch was average.

Due to weather, the commercial salmon fishing period in the Subdistrict ending 6 PM Sunday, July 21 was extended for 48 hours until 6 PM Tuesday, July 23. With high seas forecast for Thursday and Friday, that period was further extended for 24 hours until 6 PM Wednesday, July 24. Commercial salmon fishing then reopened for 48 hours in the Subdistrict from 6 PM Friday, July 26 until 6 PM Sunday, July 28 when the weather improved. Permit holders were limited to 100 fathoms of net in aggregate length.

Shaktoolik Sonar/Tower – A cooperative project of NSEDC with assistance from Fish & Game has no escapement goals established. The cumulative counts to July 25 were 2,700 kings, 24,000 chums, 100 sockeyes, 4.0 million pinks and 1,200 silvers. The silver count is average.

Subdistrict 4 (Norton Bay)

Subsistence Fishing: Subsistence fishing is open 7 days a week.

Commercial Fishing: The cumulative catch was 6 kings, 56 sockeyes, 1,300 chums and 1,100 pinks by 7 permit holders. The sockeye catch was average and the other catches were well below average.

Due to weather, the commercial salmon fishing period in the Subdistrict ending 6 PM Sunday, July 21 was extended for 48 hours until 6 PM Tuesday, July 23. With high seas forecast for Thursday and Friday, that period was further extended for 24 hours until 6 PM Wednesday, July 24. Commercial salmon fishing then reopened for 48 hours in the Subdistrict from 6 PM Friday, July 26 until 6 PM Sunday, July 28 when the weather improved. Permit holders were limited to 100 fathoms of net in aggregate length.

Inglutalik River Tower – A cooperative project of NSEDC with assistance from ADF&G. No escapement goals have been established. The cumulative counts to July 25 were 170 kings, 23,000 chums, 36 sockeyes, 167,000 pinks and 500 silvers.

Ungalik River Tower – A cooperative project of NSEDC with assistance of ADF&G. No escapement goals yet established. The cumulative counts to July 25 were 18 kings, 10,000 chums, 18 sockeyes, 1.7 million pinks, and 1,100 silvers. This is the first year for the project.

Subdistrict 3 (Elim)

Subsistence Fishing: Subsistence fishing is open seven days a week

Commercial Fishing: The cumulative catch was 90 kings, 220 sockeyes, 8,300 chums, 10,000 pinks and 50 silvers by 20 permit holders.

Due to weather, the commercial salmon fishing period in the Subdistrict ending 6 PM Sunday, July 21 was extended for 48 hours until 6 PM Tuesday, July 23. With high seas forecast for Thursday and Friday, that period was further extended for 24 hours until 6 PM Wednesday, July 24. Commercial salmon fishing then reopened for 48 hours in the Subdistrict from 6 PM Friday, July 26 until 6 PM Sunday, July 28 when the weather improved. Permit holders were limited to 100 fathoms of net in aggregate length.

Kwiniuk River Tower-Camp Joel – A Fish & Game project with assistance from NSEDC has escapement goals of 250 kings, 11,500 – 23,000 chums, 8,400 pinks and 650-1,300 silvers (aerial survey goal). The cumulative counts to July 25 were 100 kings, 16,000 chums, 504,000 pinks and 200 silvers. The silver count is the average.

Subdistrict 2 (Golovin)

Subsistence Fishing: Subsistence fishing is open seven days a week.

Commercial Fishing: The cumulative catch was 28 kings, 100 sockeyes, 22,000 chums, 7,400 pinks and 60 silvers by 12 permit holders. The chum harvest was the second highest since fishing resumed in 2008.

Due to weather, the commercial salmon fishing period in the Subdistrict ending 6 PM Sunday, July 21 was extended for 48 hours until 6 PM Tuesday, July 23. With high seas forecast for Thursday and Friday, that period was further extended for 24 hours until 6 PM Wednesday, July 24. Commercial salmon fishing then reopened for 48 hours in the Subdistrict from 6 PM Friday, July 26 until 6 PM Sunday, July 28 when the weather improved. Permit holders were limited to 100 fathoms of net in aggregate length.

Fish River Tower - A cooperative project of NSEDC with assistance from Fish & Game. No escapement goals have been established. Counting began July 20 and the cumulative counts to July 25 were 21,000 chums, 577,000 pinks, and 1,100 silvers.

Subdistrict 1 (Nome)

Subsistence Fishing: Effective June 15, the Nome Subdistrict was placed on a subsistence salmon fishing schedule of from 6 PM Wednesday until 6 PM Monday for the marine and fresh waters, except that the marine waters east off Cape Nome will remain open 7 days a week.

Subsistence salmon fishing permits are required, and stream specific harvest limits are listed on the permit. These include: Cripple River - no chum catch allowed; Penny River - no chum catch allowed; Nome River - 100 coho per household; Salmon River - 40 chum per household and 20 coho per household. There are no catch limits in the marine waters.

Commercial Fishing: The cumulative catch was 19 kings, 200 sockeyes, 10,000 chums, 3,200 pinks and 20 silvers by five permit holders. The chum catch to date has been the second highest since fishing resumed in 2013. Projections show chum salmon escapement goals will be met.

Commercial salmon fishing opened in the subdistrict from 9 PM Monday, July 22 until 9 PM Wednesday, July 24. With winds forecast to pick up Thursday and Friday this period was intended to provide opportunity before the storm. Commercial fishing then reopened in the Subdistrict for 48-hours from 9 PM Friday, July 26 until 9 PM Sunday, July 28. Permit holders were limited to 100 fathoms of net in aggregate length.

Solomon River Weir – A Fish & Game project, has no escapement goals yet established. The cumulative counts to July 25 were 250 chums and 24,000 pinks.

Bonanza River Weir – A cooperative project of NSEDC with assistance from Fish & Game. No escapement goals have yet been established. The cumulative counts through July 25 were 8 kings, 3,200 chums, 100,000 pinks and 12 silvers.

Eldorado River Weir – A cooperative project of NSEDC with assistance from Fish & Game has an escapement goal of 6,000 – 9,200 chum salmon. The cumulative counts to July 25 were 13 kings, 21,000 chums, 43,000 pinks and 26 sockeyes,

Nome River Weir - A Fish and Game project with assistance from NSEDC. It has escapement goals of 1,600 – 5,300 chum salmon and 3,200 pink salmon. The cumulative counts to July 25 were 3 kings, 1,600 chums, 378,000 pinks, 11 sockeyes and 79 silvers. The historical average third-quarter point of chum passage at the weir is July 30.

Snake River Weir – A cooperative project between Fish & Game and NSEDC has an escapement goal of 2,000 – 4,200 chum salmon. The cumulative counts to July 25 were 1,600 chums, 11 sockeyes, 59,000 pinks and 64 silvers. The historical average third-quarter point of chum passage at the Weir is July 28.

Port Clarence District

Subsistence Fishing: Gillnet and beach seining are open seven days a week. Subsistence salmon fishing permits are required for the Port Clarence District, Pilgrim River drainage and Salmon Lake. Catch limits are listed on the subsistence permits. These are: Pilgrim River - 3 king salmon per household; the department waived the sockeye limit on Tuesday, July 16; Salmon Lake - open by emergency order only - 200 sockeye salmon per household. the department waived the sockeye limit.

Commercial Fishing: The department expects the commercial fishery to remain closed because of a lack of buyer interest despite the in-river goal of 30,000 sockeye salmon in the Pilgrim River being expected to be reached.

Pilgrim River Weir – A cooperative project of NSEDC with assistance from Fish and Game. It has an escapement goal of 4,000-8,000 sockeyes based on aerial survey at Salmon Lake & the Grand Central tributary to Salmon Lake. The cumulative counts to July 25 were 100 kings, 3,900 chums, 14,000 sockeyes and 173,000 pinks. The historical average third-quarter point of chum passage at the Weir is July 28.

Kotzebue District

ADF&G issued a reminder to all subsistence and commercial fishers that the area offshore or the Kotzebue airport's main runway to one mile out in the ocean is closed to all commercial and subsistence fishing. Fishing boats and other marine vessels may still transit through the closed fishing area, but no fishing gear can be in the water within the closed area. The reason for the closure is that fishing often attracts birds that can create a hazardous situation for aircraft arriving at or departing from Kotzebue. The closure will remain in effect until mid-October.

Subsistence Fishing: No other subsistence fishing restrictions are expected in 2019.

Commercial Fishing: The catch through Monday, July 22 was 52,000 chum salmon by 55 p0-ermit holders.

Commercial salmon fishing opened for 12 hours daily from 10 AM until 10 PM Sunday, July 21 through Friday, July 26 in the Kotzebue District. Through nine fishing periods the catch has been 42,000 chums. The catch rate has been tracking like the 2016 season when the harvest for the season was just over 400,000 chum salmon.

Kobuk River Test Fish - a Fish and Game project. The test fish crew began fishing at Kiana on Wednesday, July 17. Chum catches have remained near average.

Federal Subsistence Fisheries Regulations for the Kotzebue Area
<http://alaska.fws.gov/asm/pdf/fishregs11/norton.pdf>